



CB650F / CB650FA

CB650F_E
CB650F_G
CB650FA_E
CB650FA_G

PARTS CATALOGUE

2

FOREWORD INDEX

1

ENGINE GROUP

2

FRAME GROUP

3

PART NUMBER INDEX

4

PART NAME INDEX

5

Instruction for use of parts catalogue

- **This parts catalogue has been created as of October 20, 2015.**
 - Since this date, the sales practice for repair parts may have been changed or the parts may have been eliminated (listed for those not for sale).
 - The modified information is reflected on the latest Electronic Parts Catalogue (EPC).
Also, refer to the parts catalogue news for any change.
 - See the parts catalogue news for any revision that is made after October 20, 2015.
- **Always specify the part number when ordering a part.**
 - Check the model, type, serial numbers, color, maker, and the size as needed before ordering a part.
 - Note that the illustrations (part drawings) can differ from the actual parts in shape.
They are given just to help you to refer to the parts.
- **When modifications or additions to this parts catalogue are made, a revised edition will be issued at an appropriate time, with successively progressing revision numbers on the cover. We recommend obtaining such revisions in order to keep your parts catalogue up-to-date at all times. To check whether a parts catalogue revision has been issued, please contact your Honda distributor.**

Initial version issue date
April 10, 2014
Honda Motor Co., Ltd.

CONTENTS

	Page	Address No.
● Instruction for use of parts catalogue	1	B 1
● How to refer to the part information	2	B 2
● Part catalogue structure	3	B 3
● When the parts were revised.....	5	B 5
● Abbreviations used in the parts catalogue.....	5	B 5
● Part block and serial number check	6	B 6
● Color label attachment position check.....	6	B 6
● Models, parts catalogue codes and applicable serial numbers	7	B 7
● Color label	9	B 9
● Color chart.....	10	B10
● Fuel hose, general purpose hoses and vinyl hose.....	24	C 8
● FLAT RATE SERVICE TIME.....	28	C12
● Illustrated index	33	D 1
● ENGINE GROUP.....	41	E 1
● FRAME GROUP.....	66	G 1
● PART NO. INDEX.....	126	K 1
● PART NAME INDEX.....	132	L 1

1

1

2

3

4

5

How to refer to the part information

A Reference with "Illustrated index"

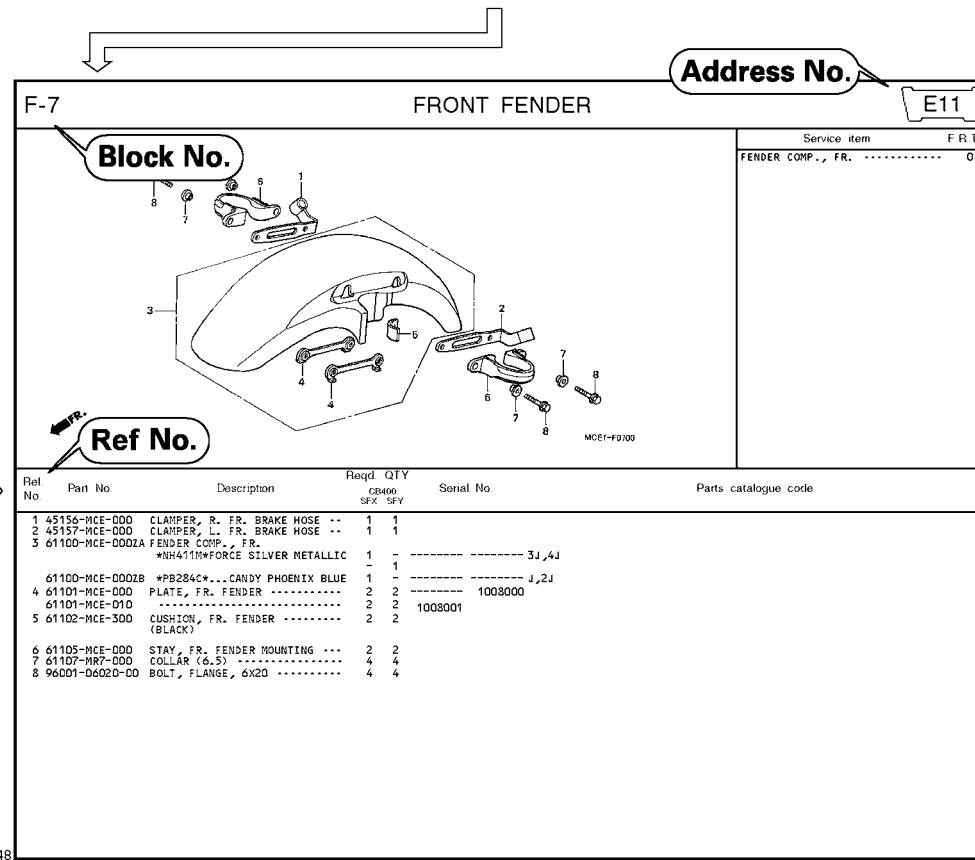


B Reference with "Part number index"

PART NO. INDEX								
Part Number	Address	Page	Rel.	Part Number	Address	Page	Rel.	F
04000				13323-MY9-751	C12	28	10	14921
04911-MCE-000	C10	26	1	13324-MY9-751	C12	28	10	14931
				13325-MY9-751	C12	28	10	14932
				13327-MY9-751	C12	28	10	14933
06000				14000				14934
06405-MY9-P00	F13	67	3	14100-MCE-000	B13	13	2	14935
06405-MY9-P10	F13	67	3	14200-MCE-000	B13	13	3	14936
06410-MY9-860	F2	56	1	14321-MCE-000	B16	16	2	14937
06435-MCE-006	F1	55	1	14401-MCE-003	B16	16	3	14938
06451-705-405	E13	51	2	14510-MBE-000	B16	16	4	14941
06451-443-405	F1	55	2	14520-MY9-691	B16	16	5	14942
06451-MA7-405	E13	51	1	14524-MY9-690	B16	16	6	14943
06455-MCE-006	E13	51	3	14546-MCE-000	B16	16	7	14944
				14620-MY9-691	B16	16	8	14945
11000				14711-MCE-000	B13	13	4	14946
11210-MCE-000	C9	25	1	14712-MCE-000	B13	13	5	14947
11330-MCE-305	C2	18	1	14721-MCE-000	B13	13	6	14948
11333-KT8-000	C6	22	1	14722-MCE-000	B13	13	7	14949
11335-MCE-000	C2	18	2	14730-MCE-000	B13	13	8	14950
11360-MCE-000	C7	23	1	14731-MCE-000	B13	13	9	14951
11365-MCE-000	C7	23	2	14731-MY9-751	B13	13	10	14952
11396-MY9-000	C2	18	3	14751-KY2-000	B13	13	11	14953
11631-MCE-000	C5	21	1	14751-MCE-000	B13	13	12	14954
11691-MY9-000	C5	21	2	14761-MCE-000	B13	13	13	14955

C Reference with "Part name index"

PART NAME INDEX							
Part name	Address	Page	Ref.	Part name	Address	Page	Ref.
[A]				BOLT , CHANG I			
ADJUSTER , CHAIN	F13	67	5	BOLT , CLUTC H			
ARM COMP. , SEA R CHANGE	F10	64	1	BOLT , CONNECT			
ARM , L. MAIN STEP	F11	65	8	BOLT , DISK , 6			
ARM , L. PILLI O STEP	F11	65	12	BOLT , DISK , 8			
ARM , R. MAIN STEP	F11	65	5	BOLT , DRAIN I			
ARM , R. PILLI O STEP	F11	65	11	BOLT , FLANG E			
AUT O DOC K ASSY. , FUEL	F4	58	2	BOLT , FLANG E			
AXLE , FR. WHEEL	E14	52	3	BOLT , FLANG E			
AXLE , RR. WHEEL	F2	56	5	BOLT , FLANG E			
[B]				BOLT , FLANG E			
BAG , AIR PRESSUR E GAUGE	F67	77	4	BOLT , FLANG E			
BAG , SERVICE BOOK	F67	77	1	BOLT , FLANG E			
BAG , TOOL	F67	77	3	BOLT , FLANG E			
BALL , STEEL	F11	65	20	BOLT , FLANG E			
BAND A , INSULATOR	B11	11	11	BOLT , FLANG E			
BAND B , INSULATOR	B11	11	12	BOLT , FLANG E			
BAND , AIR CLEANER CONNECTING				BOLT , FLANG E			
BAND , U-LOCK	F8	62	22	BOLT , FLANG E			
BAND , WIRE	F16	70	5	BOLT , FLANG E			
	C10	26	14				
	E5	43	21				
	G4	74	1R				



Page No.

2000.09.01 E

Part catalogue structure

Diagram showing an exploded view of a front fender assembly. The main title is 'FRONT FENDER'. A service item table is located in the top right corner of the diagram area.

Service Item	F.R.T.
FENDER COMP., FR.	0.5

Below the diagram is a parts list table with columns for Ref. No., Part No., Description, Req'd. QTY, Serial No., and Parts catalogue code.

Ref. No.	Part No.	Description	Req'd. QTY	Serial No.	Parts catalogue code
			(3D-400) SFX SFX		
1	45156-MCE-000	CLAMPER, R. FR. BRAKE HOSE ..	1 1		
2	45157-MCE-000	CLAMPER, L. FR. BRAKE HOSE ..	1 1		
3	61100-MCE-000ZA	FENDER COMP., FR. *NH411M*FORCE SILVER METALLIC	1 -	----- 3J,4J	
	61100-MCE-000ZB	*PB284C*...CANDY PHOENIX BLUE	- 1	----- J,2J	
4	61101-MCE-000	PLATE, FR. FENDER	2 2	1008000	
	61101-MCE-010	2 2	1008001	
5	61102-MCE-300	CUSHION, FR. FENDER	2 2		
		(BLACK)			

① Address number

• Address No. is provided (in place of the page No.) to help you refer to the part with the part No. or part name.

② Block title ③ Block number

④ Service item/Flat rate time

⑤ Reference number

• Title number marked with the parenthesis or parentheses indicates that it continues from the previous page.

⑥ Part number ⑦ Honda color code

⑧ Description

⑨ Assemblies

• Sections framed with broken lines in the exploded view drawings are available as complete assemblies. (Their individual parts can also be obtained.)

⑩ Color description

⑪ Note

• Notes are shown with the parentheses in the part name column.

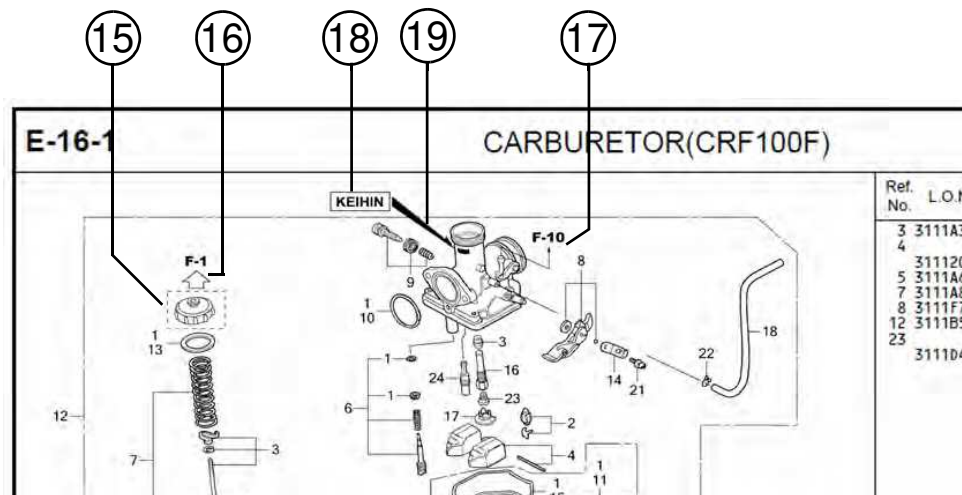
⑫ Required quantity



• Req'd. QTY shown in the parenthesis or parentheses indicates the optional part.
• Req'd. QTY marked with "N" indicates the optional part that should be selected as needed.
• Req'd. QTY indicates the number of the part used in the block.




⑬ Serial number



⑭ Parts catalogue code

• When the parts catalogue code column is blank, it indicates that the part is applicable to all codes.



⑮ 
 • Parts enclosed within a dotted line  are covered in a different block.

⑯ 
 • A hollow arrow  indicates the block No. for the parts enclosed within a dotted line .

⑰ 
 • A solid arrow  indicates the block No. the part in question is connected to.

⑱ **Replacement Identification Information for Designated Part No.**

⑲ **Location of Replacement Identification Information for Designated Part No.**

- If an arrow mark is indicated in 19, the part is incompatible with a different part No.
- Make sure to order the part of the same manufacture, including the component part.
- To make an order, indicate the part No., which includes the symbol displayed on the applicable section of the part to be replaced.

When the parts were revised



Ref. No.	Part No.	Description	Reqd. QTY		Serial No.
			CB400 SFX	SFY	
1	45156-MCE-000	CLAMPER, R. FR. BRAKE HOSE ..	1	1	
2	45157-MCE-000	CLAMPER, L. FR. BRAKE HOSE ..	1	1	
3	61100-MCE-000ZA	FENDER COMP., FR. *NH411M*FORCE SILVER METALLIC	1	-	-----3J,4J
	61100-MCE-000ZB	*PB284C*...CANDY PHOENIX BLUE	1	-	-----J,2J
4	61101-MCE-000	PLATE, FR. FENDER (###).....	2	2	-----1008000
	61101-MCE-010	2	2	-----1008001
5	61102-MCE-300	CUSHION, FR. FENDER (BLACK)	2	2	
6	61105-MCE-000	STAY, FR. FENDER MOUNTING ...	2	2	
7	61107-MR7-000	COLLAR (6,5)	4	4	
8	96001-06020-00	BOLT, FLANGE, 6X20	4	4	


The number has been used from the initial model without revision.

When shown at the left side, it is applicable to the models of No.1008001 and the subsequent numbers.

When shown at the right side, it is applicable to the models up to No.1008000.

The parts listed with "###" at the end of the parts name have limited supply period (parts not for sale).

Abbreviations used in the parts catalogue

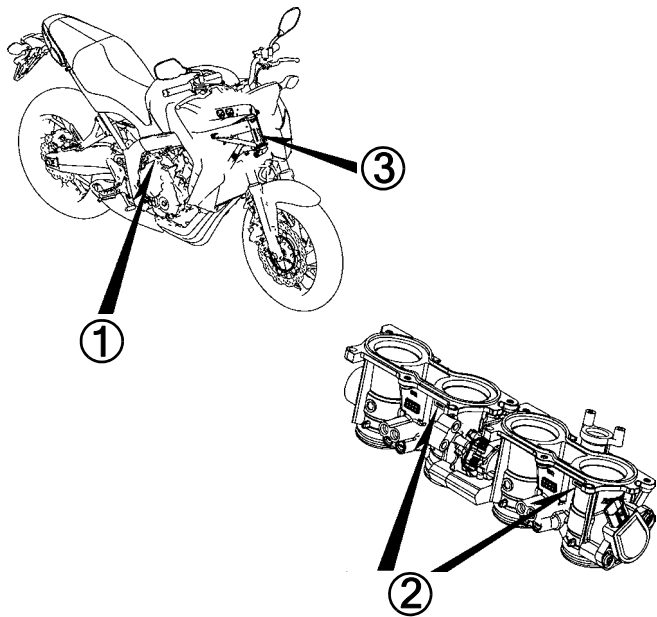
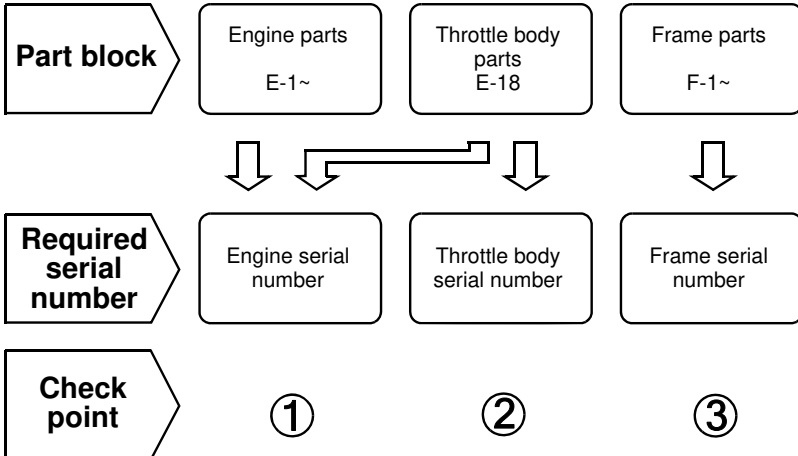


* "L." or "R." in the description of a part stands for the LEFT hand side or the RIGHT hand side. Determine the left or right as if you were in the motorcycle seat.


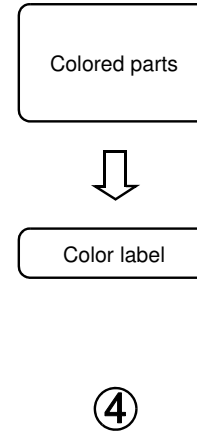
The following abbreviations are used in this parts catalogue.

- A Ampere
- ABS Anti-lock brake system
- A.C. Alternating current
- A.M. Attaching mark
- ASSY. Assembly
- C.D.I. Capacitive discharge ignition
- COMP. ... Complete
- D.C. Direct current
- EX. Exhaust
- FR. Front
- G Gram
- HEX. Hexagonal
- IN. Inlet
- KPH Kilometers per hour
- L.Left
- L (100L) .Link (100 Links)
- L.E.D.Light emitted diode
- MMMillimeter
- MPHMiles per hour
- R.Right
- RR.Rear
- STD.Standard
- T (22T) ...Tooth (22 Teeth)
- TCSTraction control system
- T.M.Transcript mark
- VVolt
- WWatt
- WLWith labelling
- WOLWithout labelling

Part block and serial number check



Color label attachment position check



Models, parts catalogue codes and applicable serial numbers

Models, parts catalogue codes and applicable serial Nos. given in this parts catalogue can be identified as follows.

Parts with parts catalogue codes are exclusive for models destined for countries designated.

If no area codes are listed, parts are for common use.

Model	Area code	Type	Applicable engine serial No.	Applicable frame serial No.	Applicable throttle body identification No.
CB650F _E	2ED	European direct sales	RC74E-2000001~	MLHRC75A*E5000001~	GQ8GA A
	2MA	Malaysia	RC74E-2000001~2099999	MLHRC759*E5000001~E5099999	
	ED	European direct sales	RC74E-2000001~	MLHRC75A*E5000001~	
	MA	Malaysia	RC74E-2000001~2099999	MLHRC759*E5000001~E5099999	
CB650F _G	2MA	Malaysia	RC74E-2200001~	MLHRC759*G5100001~	
	MA	Malaysia	RC74E-2200001~	MLHRC759*G5100001~	
CB650F _{A_E}	2ED	European direct sales	RC74E-2000001~	MLHRC75B*E5000001~	
	2RU	Russia	RC74E-2000001~	MLHRC759*E5000001~	
	2U	Australia	RC74E-2000001~2099999	MLHRC75U*E5000001~E5099999	
	4ED (*1)	European direct sales	RC74E-2000001~	MLHRC75C*E5000001~	
	5ED (*1)	European direct sales	RC74E-2000001~	MLHRC75C*E5000001~	
	ED	European direct sales	RC74E-2000001~	MLHRC75B*E5000001~	
	RU	Russia	RC74E-2000001~	MLHRC759*E5000001~	
	U	Australia	RC74E-2000001~2099999	MLHRC75U*E5000001~E5099999	

(*1)35kW type

Model	Area code	Type	Applicable engine serial No.	Applicable frame serial No.	Applicable throttle body identification No.
CB650FAg	2FO	Taiwan	RC74E-2200001~	MLHRC759*G5100001~	GQ8GB A
	3U (*1)	Australia	RC74E-2200001~	MLHRC75U*G5100001~	GQ8GA A
	4U (*1)	Australia	RC74E-2200001~	MLHRC75U*G5100001~	
	FO	Taiwan	RC74E-2200001~	MLHRC759*G5100001~	GQ8GB A

(*1)35kW type

* Of carburetor/throttle body identification numbers, only the portions underlined in the example below are used for registration.

GQ8GA A KC ア

Color label

- When ordering parts, check the model name, main color, and code by observing the “COLOR LABEL” on the vehicle.
- When ordering a colored part, use the color chart in the instruction for use of parts catalogue.

VFR800FIW COLOR R-157 CODE R157		MODEL		VFR800FIW				
		COLOR		Sparkling silver metallic	Mute black metallic	Applicable model		Applicable block No.
	No.	CODE		NH-295M	NH-359M	Initial applicable model	Final applicable model	
	Name of colored parts	Basic part No.	NH295	NH359				
1								
2								
3								
4								
5								
6								
7								
8								
9								
10								

Color chart

1

- When ordering a colored part, refer to the chart below and use a part number consisting of the relevant basic part number to which has been added a part color code.

CB650F (CB650FE).....2ED

No.	MODEL		CB650FE				Ref.No.
	COLOR		Pearl metalloid white NH-A96P	Applicable model		Applicable block No.	
	CODE			Initial applicable model	Final applicable model		
	Name of colored parts	Basic part No.	NHA96K				
1	BODY SET, FRAME	50010-MJE-306	ZA			F-31	4
2	COVER ASSY., L. SIDE	83600-MJE-D60	ZB			F-17	6
3	COVER ASSY., R. SIDE	83500-MJE-D60	ZB			F-17	4
4	COVER SET, L. HEADLIGHT	64250-MJE-D60	ZA			F-33	12
5	COVER SET, R. HEADLIGHT	64240-MJE-D60	ZA			F-33	11
6	COWL ASSY., RR. CENTER	77250-MJE-D00	ZA			F-16	14
7	FENDER, FR.	61101-MJE-D00	ZA			F-8	2
8	HOLDER ASSY., HANDLE UPPER	53130-MGS-D30	ZB			F-6	14
9	MARK, HONDA	86102-MJE-D00	ZA			F-37	1
10	MARK, L. WING	86202-MJE-D20	ZA			F-37	5
11	MARK, R. WING	86201-MJE-D20	ZA			F-37	4
12	SEAT ASSY., DOUBLE	77200-MJE-D01	ZA			F-16	3
13	SHROUD SET A, L.	64410-MJE-D60	ZA			F-34	6
14	SHROUD SET A, R.	64310-MJE-D60	ZA			F-34	3
15	STRIPE A, L. SHROUD	86644-MJE-D60	ZA			F-37	9
16	STRIPE A, R. SHROUD	86643-MJE-D60	ZA			F-37	7
17	STRIPE, L. FUEL TANK	86172-MJE-D60	ZA			F-37	3
18	STRIPE, L. HEADLIGHT COVER	86642-MJE-D60	ZA			F-37	10
19	STRIPE, L. SIDE COVER	86832-MJE-D20	ZA			F-37	12
20	STRIPE, R. FUEL TANK	86171-MJE-D60	ZA			F-37	2

CB650F (CB650FE).....2ED

No.	MODEL		CB650FE				Ref.No.
	COLOR		Pearl metalloid white NH-A96P	Applicable model		Applicable block No.	
	CODE			Initial applicable model	Final applicable model		
	Name of colored parts	Basic part No.	NHA96K				
21	STRIPE, R. HEADLIGHT COVER	86641-MJE-D60	ZA			F-37	8
22	STRIPE, R. SIDE COVER	86831-MJE-D20	ZA			F-37	11
23	TANK ASSY., FUEL	17500-MJE-D60	ZA			F-15	7
24	WHEEL SUB ASSY., FR.	44650-MJE-D00	ZC			F-11	6
25	WHEEL SUB ASSY., RR.	42650-MJE-D00	ZC			F-14	10



CB650F (CB650FE).....2MA

No.	MODEL		CB650FE				Ref.No.
	COLOR		Pearl metalloid white NH-A96P	Applicable model		Applicable block No.	
	Name of colored parts	Basic part No.		Initial applicable model	Final applicable model		
1	BODY SET, FRAME	50010-MJE-306	ZA			F-31	4
2	COVER ASSY., L. SIDE	83600-MJE-D60	ZA			F-17	6
3	COVER ASSY., R. SIDE	83500-MJE-D60	ZA			F-17	4
4	COVER SET, L. HEADLIGHT	64250-MJE-D60	ZA			F-33	12
5	COVER SET, R. HEADLIGHT	64240-MJE-D60	ZA			F-33	11
6	COWL ASSY., RR. CENTER	77250-MJE-D00	ZA			F-16	14
7	FENDER, FR.	61101-MJE-D00	ZA			F-8	2
8	HOLDER ASSY., HANDLE UPPER	53130-MGS-D30	ZB			F-6	14
9	MARK, HONDA	86102-MJE-D00	ZA			F-37	1
10	MARK, L. WING	86202-MJE-D20	ZA			F-37	5
11	MARK, R. WING	86201-MJE-D20	ZA			F-37	4
12	SEAT ASSY., DOUBLE	77200-MJE-D01	ZA			F-16	3
13	SHROUD SET A, L.	64410-MJE-D60	ZA			F-34	6
14	SHROUD SET A, R.	64310-MJE-D60	ZA			F-34	3
15	STRIPE A, L. SHROUD	86644-MJE-D60	ZA			F-37	9
16	STRIPE A, R. SHROUD	86643-MJE-D60	ZA			F-37	7
17	STRIPE, L. FUEL TANK	86172-MJE-D60	ZA			F-37	3
18	STRIPE, L. HEADLIGHT COVER	86642-MJE-D60	ZA			F-37	10
19	STRIPE, L. SIDE COVER	86832-MJE-D20	ZA			F-37	12
20	STRIPE, R. FUEL TANK	86171-MJE-D60	ZA			F-37	2
21	STRIPE, R. HEADLIGHT COVER	86641-MJE-D60	ZA			F-37	8
22	STRIPE, R. SIDE COVER	86831-MJE-D20	ZA			F-37	11
23	TANK ASSY., FUEL	17500-MJE-D60	ZA			F-15	7
24	WHEEL SUB ASSY., FR.	44650-MJE-D00	ZC			F-11	6
25	WHEEL SUB ASSY., RR.	42650-MJE-D00	ZC			F-14	10

CB650F (CB650FE).....ED

No.	MODEL		CB650FE							Applicable block No.	Ref.No.
	COLOR		Mat gunpowder black metallic	Pearl himalayas white	Sword silver metallic	Pearl queen bee yellow	Applicable model				
	CODE		NH-436M	NH-A87P	NH-A95M	Y-217P	Initial applicable model	Final applicable model			
	Name of colored parts	Basic part No.	NH436	NHA87	NHA95	Y217					
1	BODY SET, FRAME	50010-MJE-306	ZA	ZA	ZA	ZA			F-31	4	
2	COVER ASSY., L. SIDE	83600-MJE-D00	ZF	ZH	ZG	ZD			F-17	6	
3	COVER ASSY., R. SIDE	83500-MJE-D00	ZF	ZH	ZG	ZD			F-17	4	
4	COVER, L. HEADLIGHT	64251-MJE-D40	ZF	ZH	ZG	ZD			F-33	12	
5	COVER, R. HEADLIGHT	64241-MJE-D40	ZF	ZH	ZG	ZD			F-33	11	
6	COWL ASSY., RR. CENTER	77250-MJE-D00	ZA	ZA	ZA	ZA			F-16	14	
7	FENDER, FR.	61101-MJE-D00	ZF	ZH	ZG	ZD			F-8	2	
8	HOLDER ASSY., HANDLE UPPER	53130-MGS-D30	ZB	ZB	ZB	ZB			F-6	14	
9	MARK, HONDA	86102-MJE-D00	ZA	ZA	ZA	ZA			F-37	1	
10	MARK, L. WING	86202-MJE-D00	ZB	ZE	ZH	ZD			F-37	5	
11	MARK, R. WING	86201-MJE-D00	ZB	ZE	ZH	ZD			F-37	4	
12	SEAT ASSY., DOUBLE	77200-MJE-D01	ZA	ZA	ZA	ZA			F-16	3	
13	SHROUD SET A, L.	64410-MJE-D40	ZG	ZK	ZJ	ZF			F-34	6	
14	SHROUD SET A, R.	64310-MJE-D40	ZH	ZK	ZJ	ZG			F-34	3	
15	STRIPE A, L. SHROUD	86642-MJE-D40	ZC	ZE	ZD	ZB			F-37	9	
16	STRIPE A, R. SHROUD	86641-MJE-D40	ZC	ZE	ZD	ZB			F-37	7	
17	TANK ASSY., FUEL	17500-MJE-D40	ZC	ZB	ZA	ZE			F-15	7	
18	WHEEL SUB ASSY., FR.	44650-MJE-D00	ZA	ZA	ZA	ZA			F-11	6	
19	WHEEL SUB ASSY., RR.	42650-MJE-D00	ZA	ZA	ZA	ZA			F-14	10	

CB650F (CB650FE).....MA

No.	MODEL		CB650FE					Ref.No.
	COLOR		Pearl himalayas white NH-A87P	Sword silver metallic NH-A95M	Applicable model		Applicable block No.	
	Name of colored parts	Basic part No.			Initial applicable model	Final applicable model		
1	BODY SET, FRAME	50010-MJE-306	ZA	ZA			F-31	4
2	COVER ASSY., L. SIDE	83600-MJE-D00	ZH	ZG			F-17	6
3	COVER ASSY., R. SIDE	83500-MJE-D00	ZH	ZG			F-17	4
4	COVER, L. HEADLIGHT	64251-MJE-D40	ZH	ZG			F-33	12
5	COVER, R. HEADLIGHT	64241-MJE-D40	ZH	ZG			F-33	11
6	COWL ASSY., RR. CENTER	77250-MJE-D00	ZA	ZA			F-16	14
7	FENDER, FR.	61101-MJE-D00	ZH	ZG			F-8	2
8	HOLDER ASSY., HANDLE UPPER	53130-MGS-D30	ZB	ZB			F-6	14
9	MARK, HONDA	86102-MJE-D00	ZA	ZA			F-37	1
10	MARK, L. WING	86202-MJE-D00	ZE	ZH			F-37	5
11	MARK, R. WING	86201-MJE-D00	ZE	ZH			F-37	4
12	SEAT ASSY., DOUBLE	77200-MJE-D01	ZA	ZA			F-16	3
13	SHROUD SET A, L.	64410-MJE-D40	ZK	ZJ			F-34	6
14	SHROUD SET A, R.	64310-MJE-D40	ZK	ZJ			F-34	3
15	STRIPE A, L. SHROUD	86642-MJE-D40	ZE	ZD			F-37	9
16	STRIPE A, R. SHROUD	86641-MJE-D40	ZE	ZD			F-37	7
17	TANK ASSY., FUEL	17500-MJE-D40	ZB	ZA			F-15	7
18	WHEEL SUB ASSY., FR.	44650-MJE-D00	ZA	ZA			F-11	6
19	WHEEL SUB ASSY., RR.	42650-MJE-D00	ZA	ZA			F-14	10

CB650F (CB650FG).....2MA

No.	MODEL		CB650FG				Ref.No.
	COLOR		Pearl metalloid white NH-A96P	Applicable model		Applicable block No.	
	Name of colored parts	Basic part No.		Initial applicable model	Final applicable model		
1	BODY SET, FRAME	50010-MJE-316	ZA			F-31	4
2	COVER ASSY., L. SIDE	83600-MJE-D60	ZB			F-17	6
3	COVER ASSY., R. SIDE	83500-MJE-D60	ZB			F-17	4
4	COVER SET, L. HEADLIGHT	64250-MJE-D60	ZA			F-33	12
5	COVER SET, R. HEADLIGHT	64240-MJE-D60	ZA			F-33	11
6	COWL ASSY., RR. CENTER	77250-MJE-D00	ZA			F-16	14
7	FENDER, FR.	61101-MJE-D00	ZA			F-8	2
8	HOLDER ASSY., HANDLE UPPER	53130-MGS-D30	ZB			F-6	14
9	MARK, HONDA	86102-MJE-D00	ZA			F-37	1
10	MARK, L. WING	86202-MJE-D20	ZA			F-37	5
11	MARK, R. WING	86201-MJE-D20	ZA			F-37	4
12	SEAT ASSY., DOUBLE	77200-MJE-D01	ZA			F-16	3
13	SHROUD SET A, L.	64410-MJE-D60	ZA			F-34	6
14	SHROUD SET A, R.	64310-MJE-D60	ZA			F-34	3
15	STRIPE A, L. SHROUD	86644-MJE-D60	ZA			F-37	9
16	STRIPE A, R. SHROUD	86643-MJE-D60	ZA			F-37	7
17	STRIPE, L. FUEL TANK	86172-MJE-D60	ZA			F-37	3
18	STRIPE, L. HEADLIGHT COVER	86642-MJE-D60	ZA			F-37	10
19	STRIPE, L. SIDE COVER	86832-MJE-D20	ZA			F-37	12
20	STRIPE, R. FUEL TANK	86171-MJE-D60	ZA			F-37	2
21	STRIPE, R. HEADLIGHT COVER	86641-MJE-D60	ZA			F-37	8
22	STRIPE, R. SIDE COVER	86831-MJE-D20	ZA			F-37	11
23	TANK ASSY., FUEL	17500-MJE-D60	ZA			F-15	7
24	WHEEL SUB ASSY., FR.	44650-MJE-D01	ZC			F-11	6
25	WHEEL SUB ASSY., RR.	42650-MJE-D01	ZC			F-14	10

CB650F (CB650FG).....MA

No.	MODEL		CB650FG					
	COLOR		Pearl himalayas white NH-A87P	Sword silver metallic NH-A95M	Applicable model		Applicable block No.	Ref.No.
	Name of colored parts	Basic part No.			Initial applicable model	Final applicable model		
1	BODY SET, FRAME	50010-MJE-316	ZA	ZA			F-31	4
2	COVER ASSY., L. SIDE	83600-MJE-D00	ZH	ZG			F-17	6
3	COVER ASSY., R. SIDE	83500-MJE-D00	ZH	ZG			F-17	4
4	COVER, L. HEADLIGHT	64251-MJE-D40	ZH	ZG			F-33	12
5	COVER, R. HEADLIGHT	64241-MJE-D40	ZH	ZG			F-33	11
6	COWL ASSY., RR. CENTER	77250-MJE-D00	ZA	ZA			F-16	14
7	FENDER, FR.	61101-MJE-D00	ZH	ZG			F-8	2
8	HOLDER ASSY., HANDLE UPPER	53130-MGS-D30	ZB	ZB			F-6	14
9	MARK, HONDA	86102-MJE-D00	ZA	ZA			F-37	1
10	MARK, L. WING	86202-MJE-D00	ZE	ZH			F-37	5
11	MARK, R. WING	86201-MJE-D00	ZE	ZH			F-37	4
12	SEAT ASSY., DOUBLE	77200-MJE-D01	ZA	ZA			F-16	3
13	SHROUD SET A, L.	64410-MJE-D40	ZK	ZJ			F-34	6
14	SHROUD SET A, R.	64310-MJE-D40	ZK	ZJ			F-34	3
15	STRIPE A, L. SHROUD	86642-MJE-D40	ZE	ZD			F-37	9
16	STRIPE A, R. SHROUD	86641-MJE-D40	ZE	ZD			F-37	7
17	TANK ASSY., FUEL	17500-MJE-D40	ZB	ZA			F-15	7
18	WHEEL SUB ASSY., FR.	44650-MJE-D01	ZA	ZA			F-11	6
19	WHEEL SUB ASSY., RR.	42650-MJE-D01	ZA	ZA			F-14	10

CB650FA (CB650FAE).....2ED,2RU,2U,5ED

No.	MODEL		CB650FAE				Ref.No.
	COLOR		Pearl metalloid white NH-A96P	Applicable model		Applicable block No.	
	CODE			Initial applicable model	Final applicable model		
	Name of colored parts	Basic part No.	NHA96K				
1	BODY SET, FRAME	50010-MJE-306	ZA			F-31	4
2	COVER ASSY., L. SIDE	83600-MJE-D60	ZB			F-17	6
3	COVER ASSY., R. SIDE	83500-MJE-D60	ZB			F-17	4
4	COVER SET, L. HEADLIGHT	64250-MJE-D60	ZA			F-33	12
5	COVER SET, R. HEADLIGHT	64240-MJE-D60	ZA			F-33	11
6	COWL ASSY., RR. CENTER	77250-MJE-D00	ZA			F-16	14
7	FENDER SET, FR.	61110-MJE-D10	ZH			F-8	2
8	HOLDER ASSY., HANDLE UPPER	53130-MGS-D30	ZB			F-6	14
9	MARK, ABS	86611-MGZ-D10	ZB			F-37	6
10	MARK, HONDA	86102-MJE-D00	ZA			F-37	1
11	MARK, L. WING	86202-MJE-D20	ZA			F-37	5
12	MARK, R. WING	86201-MJE-D20	ZA			F-37	4
13	SEAT ASSY., DOUBLE	77200-MJE-D01	ZA			F-16	3
14	SHROUD SET A, L.	64410-MJE-D60	ZA			F-34	6
15	SHROUD SET A, R.	64310-MJE-D60	ZA			F-34	3
16	STRIPE A, L. SHROUD	86644-MJE-D60	ZA			F-37	9
17	STRIPE A, R. SHROUD	86643-MJE-D60	ZA			F-37	7
18	STRIPE, L. FUEL TANK	86172-MJE-D60	ZA			F-37	3
19	STRIPE, L. HEADLIGHT COVER	86642-MJE-D60	ZA			F-37	10
20	STRIPE, L. SIDE COVER	86832-MJE-D20	ZA			F-37	12
21	STRIPE, R. FUEL TANK	86171-MJE-D60	ZA			F-37	2
22	STRIPE, R. HEADLIGHT COVER	86641-MJE-D60	ZA			F-37	8
23	STRIPE, R. SIDE COVER	86831-MJE-D20	ZA			F-37	11
24	TANK ASSY., FUEL	17500-MJE-D60	ZA			F-15	7
25	WHEEL SUB ASSY., FR.	44650-MJE-D00	ZC			F-11	6
26	WHEEL SUB ASSY., RR.	42650-MJE-D10	ZB			F-14	10



CB650FA (CB650FAE).....4ED,ED,RU,U

1

No.	MODEL		CB650FAE							Applicable block No.	Ref.No.
	COLOR		Mat gunpowder black metallic	Pearl himalayas white	Sword silver metallic	Candy tahitian blue	Applicable model				
	CODE		NH-436M	NH-A87P	NH-A95M	PB-215C	Initial applicable model	Final applicable model			
	Name of colored parts	Basic part No.	NH436	NHA87	NHA95	PB215					
1	BODY SET, FRAME	50010-MJE-306	ZA	ZA	ZA	ZA			F-31	4	
2	COVER ASSY., L. SIDE	83600-MJE-D00	ZF	ZH	ZG	ZE			F-17	6	
3	COVER ASSY., R. SIDE	83500-MJE-D00	ZF	ZH	ZG	ZE			F-17	4	
4	COVER, L. HEADLIGHT	64251-MJE-D40	ZF	ZH	ZG	ZE			F-33	12	
5	COVER, R. HEADLIGHT	64241-MJE-D40	ZF	ZH	ZG	ZE			F-33	11	
6	COWL ASSY., RR. CENTER	77250-MJE-D00	ZA	ZA	ZA	ZA			F-16	14	
7	FENDER SET, FR.	61110-MJE-D10	ZB	ZE	ZJ	ZF			F-8	2	
8	HOLDER ASSY., HANDLE UPPER	53130-MGS-D30	ZB	ZB	ZB	ZB			F-6	14	
9	MARK, ABS	86611-MGZ-D10	ZA	ZC	ZB	ZB			F-37	6	
10	MARK, HONDA	86102-MJE-D00	ZA	ZA	ZA	ZA			F-37	1	
11	MARK, L. WING	86202-MJE-D00	ZB	ZE	ZH	ZF			F-37	5	
12	MARK, R. WING	86201-MJE-D00	ZB	ZE	ZH	ZF			F-37	4	
13	SEAT ASSY., DOUBLE	77200-MJE-D01	ZA	ZA	ZA	ZA			F-16	3	
14	SHROUD SET A, L.	64410-MJE-D40	ZG	ZK	ZJ	ZM			F-34	6	
15	SHROUD SET A, R.	64310-MJE-D40	ZH	ZK	ZJ	ZM			F-34	3	
16	STRIPE A, L. SHROUD	86642-MJE-D40	ZC	ZE	ZD	ZF			F-37	9	
17	STRIPE A, R. SHROUD	86641-MJE-D40	ZC	ZE	ZD	ZF			F-37	7	
18	TANK ASSY., FUEL	17500-MJE-D40	ZC	ZB	ZA	ZD			F-15	7	
19	WHEEL SUB ASSY., FR.	44650-MJE-D00	ZA	ZA	ZA	ZA			F-11	6	
20	WHEEL SUB ASSY., RR.	42650-MJE-D10	ZA	ZA	ZA	ZA			F-14	10	

CB650FA (CB650FAE).....4ED,ED,RU,U

No.	MODEL		CB650FAE				
	COLOR		Pearl queen bee yellow	Applicable model		Applicable block No.	Ref.No.
	CODE		Y-217P	Initial applicable model	Final applicable model		
	Name of colored parts	Basic part No.	Y217				
1	BODY SET, FRAME	50010-MJE-306	ZA			F-31	4
2	COVER ASSY., L. SIDE	83600-MJE-D00	ZD			F-17	6
3	COVER ASSY., R. SIDE	83500-MJE-D00	ZD			F-17	4
4	COVER, L. HEADLIGHT	64251-MJE-D40	ZD			F-33	12
5	COVER, R. HEADLIGHT	64241-MJE-D40	ZD			F-33	11
6	COWL ASSY., RR. CENTER	77250-MJE-D00	ZA			F-16	14
7	FENDER SET, FR.	61110-MJE-D10	ZD			F-8	2
8	HOLDER ASSY., HANDLE UPPER	53130-MGS-D30	ZB			F-6	14
9	MARK, ABS	86611-MGZ-D10	ZC			F-37	6
10	MARK, HONDA	86102-MJE-D00	ZA			F-37	1
11	MARK, L. WING	86202-MJE-D00	ZD			F-37	5
12	MARK, R. WING	86201-MJE-D00	ZD			F-37	4
13	SEAT ASSY., DOUBLE	77200-MJE-D01	ZA			F-16	3
14	SHROUD SET A, L.	64410-MJE-D40	ZF			F-34	6
15	SHROUD SET A, R.	64310-MJE-D40	ZG			F-34	3
16	STRIPE A, L. SHROUD	86642-MJE-D40	ZB			F-37	9
17	STRIPE A, R. SHROUD	86641-MJE-D40	ZB			F-37	7
18	TANK ASSY., FUEL	17500-MJE-D40	ZE			F-15	7
19	WHEEL SUB ASSY., FR.	44650-MJE-D00	ZA			F-11	6
20	WHEEL SUB ASSY., RR.	42650-MJE-D10	ZA			F-14	10

CB650FA (CB650FAG).....2FO

No.	MODEL		CB650FAG				Ref.No.
	COLOR		Pearl metalloid white NH-A96P	Applicable model		Applicable block No.	
	Name of colored parts	Basic part No.		Initial applicable model	Final applicable model		
1	BODY SET, FRAME	50010-MJE-316	ZA			F-31	4
2	COVER ASSY., L. SIDE	83600-MJE-D60	ZB			F-17	6
3	COVER ASSY., R. SIDE	83500-MJE-D60	ZB			F-17	4
4	COVER SET, L. HEADLIGHT	64250-MJE-D60	ZA			F-33	12
5	COVER SET, R. HEADLIGHT	64240-MJE-D60	ZA			F-33	11
6	COWL ASSY., RR. CENTER	77250-MJE-D00	ZA			F-16	14
7	FENDER SET, FR.	61110-MJE-D10	ZH			F-8	2
8	HOLDER ASSY., HANDLE UPPER	53130-MGS-D30	ZB			F-6	14
9	MARK, ABS	86611-MGZ-D10	ZB			F-37	6
10	MARK, HONDA	86102-MJE-D00	ZA			F-37	1
11	MARK, L. WING	86202-MJE-D20	ZA			F-37	5
12	MARK, R. WING	86201-MJE-D20	ZA			F-37	4
13	SEAT ASSY., DOUBLE	77200-MJE-D01	ZA			F-16	3
14	SHROUD SET A, L.	64410-MJE-D60	ZA			F-34	6
15	SHROUD SET A, R.	64310-MJE-D60	ZA			F-34	3
16	STRIPE A, L. SHROUD	86644-MJE-D60	ZA			F-37	9
17	STRIPE A, R. SHROUD	86643-MJE-D60	ZA			F-37	7
18	STRIPE, L. FUEL TANK	86172-MJE-D60	ZA			F-37	3
19	STRIPE, L. HEADLIGHT COVER	86642-MJE-D60	ZA			F-37	10
20	STRIPE, L. SIDE COVER	86832-MJE-D20	ZA			F-37	12
21	STRIPE, R. FUEL TANK	86171-MJE-D60	ZA			F-37	2
22	STRIPE, R. HEADLIGHT COVER	86641-MJE-D60	ZA			F-37	8
23	STRIPE, R. SIDE COVER	86831-MJE-D20	ZA			F-37	11
24	TANK ASSY., FUEL	17500-MJE-D60	ZA			F-15	7
25	WHEEL SUB ASSY., FR.	44650-MJE-D01	ZC			F-11	6
26	WHEEL SUB ASSY., RR.	42650-MJE-D11	ZB			F-14	10

CB650FA (CB650FAG).....3U

No.	MODEL		CB650FAG				Ref.No.
	COLOR		Mat gunpowder black metallic NH-436M	Applicable model		Applicable block No.	
	CODE			Initial applicable model	Final applicable model		
	Name of colored parts	Basic part No.	NH436				
1	BODY SET, FRAME	50010-MJE-316	ZA			F-31	4
2	COVER ASSY., L. SIDE	83600-MJE-D00	ZF			F-17	6
3	COVER ASSY., R. SIDE	83500-MJE-D00	ZF			F-17	4
4	COVER, L. HEADLIGHT	64251-MJE-D40	ZF			F-33	12
5	COVER, R. HEADLIGHT	64241-MJE-D40	ZF			F-33	11
6	COWL ASSY., RR. CENTER	77250-MJE-D00	ZA			F-16	14
7	FENDER SET, FR.	61110-MJE-D10	ZB			F-8	2
8	HOLDER ASSY., HANDLE UPPER	53130-MGS-D30	ZB			F-6	14
9	MARK, ABS	86611-MGZ-D10	ZA			F-37	6
10	MARK, HONDA	86102-MJE-D00	ZA			F-37	1
11	MARK, L. WING	86202-MJE-D00	ZB			F-37	5
12	MARK, R. WING	86201-MJE-D00	ZB			F-37	4
13	SEAT ASSY., DOUBLE	77200-MJE-D01	ZA			F-16	3
14	SHROUD SET A, L.	64410-MJE-D40	ZG			F-34	6
15	SHROUD SET A, R.	64310-MJE-D40	ZH			F-34	3
16	STRIPE A, L. SHROUD	86642-MJE-D40	ZC			F-37	9
17	STRIPE A, R. SHROUD	86641-MJE-D40	ZC			F-37	7
18	TANK ASSY., FUEL	17500-MJE-D40	ZC			F-15	7
19	WHEEL SUB ASSY., FR.	44650-MJE-D01	ZA			F-11	6
20	WHEEL SUB ASSY., RR.	42650-MJE-D11	ZA			F-14	10

CB650FA (CB650FAG).....4U

No.	MODEL		CB650FAG				Ref.No.
	COLOR		Pearl metalloid white NH-A96P	Applicable model		Applicable block No.	
	CODE			Initial applicable model	Final applicable model		
	Name of colored parts	Basic part No.	NHA96K				
1	BODY SET, FRAME	50010-MJE-316	ZA			F-31	4
2	COVER ASSY., L. SIDE	83600-MJE-D60	ZB			F-17	6
3	COVER ASSY., R. SIDE	83500-MJE-D60	ZB			F-17	4
4	COVER SET, L. HEADLIGHT	64250-MJE-D60	ZA			F-33	12
5	COVER SET, R. HEADLIGHT	64240-MJE-D60	ZA			F-33	11
6	COWL ASSY., RR. CENTER	77250-MJE-D00	ZA			F-16	14
7	FENDER SET, FR.	61110-MJE-D10	ZH			F-8	2
8	HOLDER ASSY., HANDLE UPPER	53130-MGS-D30	ZB			F-6	14
9	MARK, ABS	86611-MGZ-D10	ZB			F-37	6
10	MARK, HONDA	86102-MJE-D00	ZA			F-37	1
11	MARK, L. WING	86202-MJE-D20	ZA			F-37	5
12	MARK, R. WING	86201-MJE-D20	ZA			F-37	4
13	SEAT ASSY., DOUBLE	77200-MJE-D01	ZA			F-16	3
14	SHROUD SET A, L.	64410-MJE-D60	ZA			F-34	6
15	SHROUD SET A, R.	64310-MJE-D60	ZA			F-34	3
16	STRIPE A, L. SHROUD	86644-MJE-D60	ZA			F-37	9
17	STRIPE A, R. SHROUD	86643-MJE-D60	ZA			F-37	7
18	STRIPE, L. FUEL TANK	86172-MJE-D60	ZA			F-37	3
19	STRIPE, L. HEADLIGHT COVER	86642-MJE-D60	ZA			F-37	10
20	STRIPE, L. SIDE COVER	86832-MJE-D20	ZA			F-37	12
21	STRIPE, R. FUEL TANK	86171-MJE-D60	ZA			F-37	2
22	STRIPE, R. HEADLIGHT COVER	86641-MJE-D60	ZA			F-37	8
23	STRIPE, R. SIDE COVER	86831-MJE-D20	ZA			F-37	11
24	TANK ASSY., FUEL	17500-MJE-D60	ZA			F-15	7
25	WHEEL SUB ASSY., FR.	44650-MJE-D01	ZC			F-11	6
26	WHEEL SUB ASSY., RR.	42650-MJE-D11	ZB			F-14	10

CB650FA (CB650FAG).....FO

No.	MODEL		CB650FAG					
	COLOR		Mat gunpowder black metallic	Pearl queen bee yellow	Applicable model		Applicable block No.	Ref.No.
	Name of colored parts	Basic part No.	NH-436M	Y-217P	Initial applicable model	Final applicable model		
1	BODY SET, FRAME	50010-MJE-316	ZA	ZA			F-31	4
2	COVER ASSY., L. SIDE	83600-MJE-D00	ZF	ZD			F-17	6
3	COVER ASSY., R. SIDE	83500-MJE-D00	ZF	ZD			F-17	4
4	COVER, L. HEADLIGHT	64251-MJE-D40	ZF	ZD			F-33	12
5	COVER, R. HEADLIGHT	64241-MJE-D40	ZF	ZD			F-33	11
6	COWL ASSY., RR. CENTER	77250-MJE-D00	ZA	ZA			F-16	14
7	FENDER SET, FR.	61110-MJE-D10	ZB	ZD			F-8	2
8	HOLDER ASSY., HANDLE UPPER	53130-MGS-D30	ZB	ZB			F-6	14
9	MARK, ABS	86611-MGZ-D10	ZA	ZC			F-37	6
10	MARK, HONDA	86102-MJE-D00	ZA	ZA			F-37	1
11	MARK, L. WING	86202-MJE-D00	ZB	ZD			F-37	5
12	MARK, R. WING	86201-MJE-D00	ZB	ZD			F-37	4
13	SEAT ASSY., DOUBLE	77200-MJE-D01	ZA	ZA			F-16	3
14	SHROUD SET A, L.	64410-MJE-D40	ZG	ZF			F-34	6
15	SHROUD SET A, R.	64310-MJE-D40	ZH	ZG			F-34	3
16	STRIPE A, L. SHROUD	86642-MJE-D40	ZC	ZB			F-37	9
17	STRIPE A, R. SHROUD	86641-MJE-D40	ZC	ZB			F-37	7
18	TANK ASSY., FUEL	17500-MJE-D40	ZC	ZN			F-15	7
19	WHEEL SUB ASSY., FR.	44650-MJE-D01	ZA	ZA			F-11	6
20	WHEEL SUB ASSY., RR.	42650-MJE-D11	ZA	ZA			F-14	10



Fuel hose, general purpose hoses and vinyl hose

- The standard part fuel hose, general purpose hose and vinyl hose may be substituted by the coiled bulk part.
- When ordering the standard part fuel hose, general purpose hose and vinyl hose use the bulk part number written in the parts catalogue in brackets () underneath the part name, or use the catalogue below.
(The bulk part standard length is 1 m, however, those displayed in the catalogue < > are available in 3 m and 8 m lengths.)
- When exchanging the hose, cut and use at the specified length as mentioned in the part name.
(For the method of cutting the bulk part, and method of filling out orders etc., please refer to the service manual and the instructions issued with the bulk part.)
- The list below is a catalogue of the standard part numbers and bulk part numbers. Note that those numbers are applicable to the listed replacement parts only.

Fuel hoses/Tubes			
Standard part No.	Bulk part No.	Bulk part	
		Inner diameter (mm)	Length (m)
95001-30xxx-2x	95001-30001-20M	3.0	1
95001-30xxx-3x	95001-30001-30M	3.0	1
95001-30xxx-4x	95001-30001-40M	3.0	1
95001-35xxx-2x	95001-35001-50M <95001-35003-50M>	3.5	1 3
95001-35xxx-3x	95001-35001-60M <95001-35003-60M>	3.5	1 3
95001-35xxx-4x	95001-35001-60M <95001-35003-60M>	3.5	1 3
95001-35xxx-5x	95001-35001-50M <95001-35003-50M>	3.5	1 3
95001-35xxx-6x	95001-35001-60M <95001-35003-60M>	3.5	1 3
95001-45xxx-2x	95001-45001-50M <95001-45003-50M>	4.5	1 3
95001-45xxx-3x	95001-45001-60M <95001-45003-60M> <95001-45008-60M>	4.5	1 3 8
95001-45xxx-4x	95001-45001-60M <95001-45003-60M> <95001-45008-60M>	4.5	1 3 8
95001-45xxx-5x	95001-45001-50M <95001-45003-50M>	4.5	1 3
95001-45xxx-6x	95001-45001-60M <95001-45003-60M> <95001-45008-60M>	4.5	1 3 8
95001-55xxx-2x	95001-55001-50M <95001-55003-50M> <95001-55008-50M>	5.5	1 3 8

Fuel hoses/Tubes			
Standard part No.	Bulk part No.	Bulk part	
		Inner diameter (mm)	Length (m)
95001-55xxx-3x	95001-55001-60M <95001-55003-60M> <95001-55008-60M>	5.5	1 3 8
95001-55xxx-4x	95001-55001-60M <95001-55003-60M> <95001-55008-60M>	5.5	1 3 8
95001-55xxx-5x	95001-55001-50M <95001-55003-50M> <95001-55008-50M>	5.5	1 3 8
95001-55xxx-6x	95001-55001-60M <95001-55003-60M> <95001-55008-60M>	5.5	1 3 8
95001-75xxx-2x	95001-75001-50M <95001-75003-50M>	7.5	1 3
95001-75xxx-3x	95001-75001-60M <95001-75003-60M> <95001-75008-60M>	7.5	1 3 8
95001-75xxx-4x	95001-75001-60M <95001-75003-60M> <95001-75008-60M>	7.5	1 3 8
95001-75xxx-5x	95001-75001-50M <95001-75003-50M>	7.5	1 3
95001-75xxx-6x	95001-75001-60M <95001-75003-60M> <95001-75008-60M>	7.5	1 3 8
95001-80xxx-2x	95001-80001-50M	8.0	1
95001-80xxx-3x	95001-80001-60M	8.0	1
95001-80xxx-4x	95001-80001-60M	8.0	1
95001-80xxx-5x	95001-80001-50M	8.0	1
95001-80xxx-6x	95001-80001-60M	8.0	1

Vinyl tube				
Standard part No.	Bulk part No.	Bulk part		
		Inner dia- meter (mm)	Outer dia-meter (mm)	Length (m)
95003-01xxx-3x	95003-01001-60M <95003-01003-60M>	2.9	6.8	1 3
95003-01xxx-60	95003-01001-60M <95003-01003-60M>	2.9	6.8	1 3
95003-03xxx-3x	95003-03001-60M <95003-03003-60M>	3.0	6.0	1 3
95003-03xxx-60	95003-03001-60M <95003-03003-60M>	3.0	6.0	1 3
95003-05xxx-3x	95003-05001-60M <95003-05003-60M> <95003-05008-60M>	3.5	6.5	1 3 8
95003-05xxx-60	95003-05001-60M <95003-05003-60M> <95003-05008-60M>	3.5	6.5	1 3 8
95003-07xxx-1x	95003-07001-10M <95003-07003-10M> <95003-07008-10M>	4.0	7.0	1 3 8
95003-07xxx-20	95003-07001-10M <95003-07003-10M> <95003-07008-10M>	4.0	7.0	1 3 8
95003-07xxx-3x	95003-07001-60M <95003-07003-60M> <95003-07008-60M>	4.0	7.0	1 3 8
95003-07xxx-60	95003-07001-60M <95003-07003-60M> <95003-07008-60M>	4.0	7.0	1 3 8
95003-07xxx-7x	95003-07001-70M <95003-07003-70M> <95003-07008-70M>	4.0	7.0	1 3 8
95003-08xxx-1x	95003-08001-10M <95003-08003-10M> <95003-08008-10M>	4.5	6.5	1 3 8
95003-09xxx-3x	95003-09001-60M <95003-09003-60M>	4.5	8.0	1 3
95003-09xxx-60	95003-09001-60M <95003-09003-60M>	4.5	8.0	1 3
95003-10xxx-1x	95003-10001-10M <95003-10003-10M>	5.0	8.0	1 3
95003-10xxx-20	95003-10001-10M <95003-10003-10M>	5.0	8.0	1 3
95003-10xxx-3x	95003-10001-60M <95003-10003-60M>	5.0	8.0	1 3
95003-10xxx-60	95003-10001-60M <95003-10003-60M>	5.0	8.0	1 3
95003-11xxx-3x	95003-11001-60M <95003-11003-60M> <95003-11008-60M>	5.0	9.0	1 3 8
95003-11xxx-60	95003-11001-60M <95003-11003-60M> <95003-11008-60M>	5.0	9.0	1 3 8
95003-12xxx-1x	95003-12001-10M <95003-12003-10M> <95003-12008-10M>	5.0	7.0	1 3 8
95003-12xxx-20	95003-12001-10M <95003-12003-10M> <95003-12008-10M>	5.0	7.0	1 3 8

Vinyl tube				
Standard part No.	Bulk part No.	Bulk part		
		Inner dia- meter (mm)	Outer dia-meter (mm)	Length (m)
95003-14xxx-1x	95003-14001-10M <95003-14003-10M>	6.0	9.0	1 3
95003-14xxx-20	95003-14001-10M <95003-14003-10M>	6.0	9.0	1 3
95003-14xxx-3x	95003-14001-60M <95003-14003-60M>	6.0	9.0	1 3
95003-17xxx-1x	95003-17001-10M <95003-17003-10M>	7.0	9.0	1 3
95003-19xxx-1x	95003-19001-10M <95003-19003-10M> <95003-19008-10M>	7.0	11.0	1 3 8
95003-19xxx-20	95003-19001-10M <95003-19003-10M> <95003-19008-10M>	7.0	11.0	1 3 8
95003-19xxx-3x	95003-19001-60M <95003-19003-60M> <95003-19008-60M>	7.0	11.0	1 3 8
95003-19xxx-60	95003-19001-60M <95003-19003-60M> <95003-19008-60M>	7.0	11.0	1 3 8
95003-21xxx-1x	95003-21001-10M <95003-21003-10M>	8.0	9.0	1 3
95003-21xxx-20	95003-21001-10M <95003-21003-10M>	8.0	9.0	1 3
95003-23xxx-1x	95003-23001-10M <95003-23003-10M>	8.0	12.0	1 3
95003-23xxx-20	95003-23001-10M <95003-23003-10M>	8.0	12.0	1 3
95003-23xxx-3x	95003-23001-60M <95003-23003-60M> <95003-23008-60M>	8.0	12.0	1 3 8
95003-23xxx-60	95003-23001-60M <95003-23003-60M> <95003-23008-60M>	8.0	12.0	1 3 8
95003-25xxx-1x	95003-25001-10M <95003-25003-10M>	9.0	11.0	1 3
95003-25xxx-20	95003-25001-10M <95003-25003-10M>	9.0	11.0	1 3
95003-25xxx-3x	95003-25001-60M <95003-25003-60M>	9.0	11.0	1 3
95003-25xxx-7x	95003-25001-70M <95003-25003-70M>	9.0	11.0	1 3
95003-27xxx-1x	95003-27001-10M <95003-27003-10M>	9.0	13.0	1 3
95003-27xxx-20	95003-27001-10M <95003-27003-10M>	9.0	13.0	1 3
95003-27xxx-3x	95003-27001-60M <95003-27003-60M>	9.0	13.0	1 3
95003-27xxx-60	95003-27001-60M <95003-27003-60M>	9.0	13.0	1 3
95003-33xxx-1x	95003-33001-10M <95003-33003-10M>	10.0	14.0	1 3
95003-33xxx-20	95003-33001-10M <95003-33003-10M>	10.0	14.0	1 3

Vinyl tube				
Standard part No.	Bulk part No.	Bulk part		
		Inner dia- meter (mm)	Outer dia-meter (mm)	Length (m)
95003-36xxx-1x	95003-36001-10M <95003-36003-10M> <95003-36008-10M>	11.0	13.0	1 3 8
95003-36xxx-20	95003-36001-10M <95003-36003-10M> <95003-36008-10M>	11.0	13.0	1 3 8
95003-37xxx-3x	95003-37001-60M <95003-37003-60M>	11.0	15.0	1 3
95003-37xxx-60	95003-37001-60M <95003-37003-60M>	11.0	15.0	1 3
95003-38xxx-1x	95003-38001-10M <95003-38003-10M>	12.0	13.0	1 3
95003-38xxx-20	95003-38001-10M <95003-38003-10M>	12.0	13.0	1 3
95003-39xxx-1x	95003-39001-10M <95003-39003-10M>	12.0	14.0	1 3
95003-39xxx-20	95003-39001-10M <95003-39003-10M>	12.0	14.0	1 3
95003-40xxx-20	95003-40001-10M <95003-40003-10M>	12.0	16.0	1 3
95003-40xxx-3x	95003-40001-60M <95003-40003-60M>	12.0	16.0	1 3
95003-40xxx-60	95003-40001-60M <95003-40003-60M>	12.0	16.0	1 3
95003-43xxx-1x	95003-43001-10M <95003-43003-10M> <95003-43008-10M>	13.0	15.0	1 3 8
95003-43xxx-20	95003-43001-10M <95003-43003-10M> <95003-43008-10M>	13.0	15.0	1 3 8
95003-45xxx-1x	95003-45001-10M <95003-45003-10M> <95003-45008-10M>	14.0	18.0	1 3 8
95003-45xxx-20	95003-45001-10M <95003-45003-10M> <95003-45008-10M>	14.0	18.0	1 3 8
95003-50xxx-1x	95003-50001-10M <95003-50003-10M>	16.0	19.0	1 3
95003-50xxx-20	95003-50001-10M <95003-50003-10M>	16.0	19.0	1 3
95003-50xxx-3x	95003-50001-60M <95003-50003-60M>	16.0	19.0	1 3
95003-55xxx-1x	95003-55001-10M <95003-55003-10M>	17.5	20.5	1 3
95003-55xxx-20	95003-55001-10M <95003-55003-10M>	17.5	20.5	1 3
95003-60xxx-1x	95003-60001-10M <95003-60003-10M>	22.0	27.0	1 3
95003-60xxx-20	95003-60001-10M <95003-60003-10M>	22.0	27.0	1 3
95003-60xxx-3x	95003-60001-60M <95003-60003-60M>	22.0	27.0	1 3
95003-60xxx-60	95003-60001-60M <95003-60003-60M>	22.0	27.0	1 3

General purpose hoses			
Standard part No.	Bulk part No.	Bulk part	
		Inner diameter (mm)	Length (m)
95005-11xxx-3x	95005-11001-30M	11.0	1
95005-11xxx-5x	95005-11001-50M	11.0	1
95005-12xxx-1x	95005-12001-10M <95005-12003-10M>	12.0	1 3
95005-12xxx-2x	95005-12001-20M	12.0	1
95005-12xxx-3x	95005-12001-30M	12.0	1
95005-12xxx-5x	95005-12001-50M	12.0	1
95005-14xxx-1x	95005-14001-10M	14.0	1
95005-14xxx-2x	95005-14001-20M <95005-14003-20M>	14.0	1 3
95005-14xxx-3x	95005-14001-30M	14.0	1
95005-14xxx-5x	95005-14001-50M	14.0	1
95005-17xxx-1x	95005-17001-10M	17.0	1
95005-17xxx-2x	95005-17001-20M	17.0	1
95005-17xxx-3x	95005-17001-30M	17.0	1
95005-17xxx-5x	95005-17001-50M	17.0	1
95005-30xxx-3x	95005-30001-30M	3.0	1
95005-30xxx-5x	95005-30001-50M	3.0	1
95005-35xxx-1x	95005-35001-10M <95005-35003-10M> <95005-35008-10M>	3.5	1 3 8
95005-35xxx-2x	95005-35001-20M	3.5	1
95005-35xxx-3x	95005-35001-30M	3.5	1
95005-35xxx-4x	95005-35001-10M <95005-35003-10M> <95005-35008-10M>	3.5	1 3 8
95005-35xxx-5x	95005-35001-50M	3.5	1
95005-45xxx-1x	95005-45001-10M <95005-45003-10M> <95005-45008-10M>	4.5	1 3 8
95005-45xxx-2x	95005-45001-20M	4.5	1
95005-45xxx-3x	95005-45001-30M	4.5	1

General purpose hoses			
Standard part No.	Bulk part No.	Bulk part	
		Inner diameter (mm)	Length (m)
95005-45xxx-4x	95005-45001-10M <95005-45003-10M> <95005-45008-10M>	4.5	1 3 8
95005-45xxx-5x	95005-45001-50M	4.5	1
95005-50xxx-3x	95005-50001-30M <95005-50003-30M>	5.0	1 3
95005-50xxx-5x	95005-50001-50M	5.0	1
95005-55xxx-1x	95005-55001-10M <95005-55003-10M> <95005-55008-10M>	5.3	1 3 8
95005-55xxx-2x	95005-55001-20M <95005-55003-20M>	5.3	1 3
95005-55xxx-4x	95005-55001-10M <95005-55003-10M> <95005-55008-10M>	5.3	1 3 8
95005-65xxx-1x	95005-65001-10M <95005-65003-10M>	6.5	1 3
95005-65xxx-2x	95005-65001-20M	6.5	1
95005-70xxx-3x	95005-70001-30M <95005-70003-30M>	7.0	1 3
95005-70xxx-5x	95005-70001-50M	7.0	1
95005-75xxx-1x	95005-75001-10M <95005-75003-10M>	7.3	1 3
95005-75xxx-2x	95005-75001-20M	7.3	1
95005-80xxx-1x	95005-80001-10M <95005-80003-10M>	8.0	1 3
95005-80xxx-2x	95005-80001-20M	8.0	1
95005-80xxx-3x	95005-80001-30M	8.0	1
95005-80xxx-5x	95005-80001-50M	8.0	1
95005-91xxx-3x	95005-91001-30M	12.0	1
95005-91xxx-5x	95005-91001-50M	12.0	1
95005-92xxx-3x	95005-92001-30M	12.0	1
95005-92xxx-5x	95005-92001-50M	12.0	1

NOTE: X is displayed to represent the omitted numerals and letters of the roman alphabet.

⊙ **CAUTION: It is DANGEROUS to confuse the fuel hose with the general purpose hose or vinyl hose.**

Never use a general purpose hose or vinyl hose in place of a fuel hose or vice versa. Always use the correct bulk part in the parts catalogue, according to the service manual or the instructions issued with the bulk part.

• Bulk part number of fuel hose, general purpose hose and vinyl hose.

(Example)

95001-75001-50M

Bulk part number: Refers to the bulk part.

Marking code (hose type): (fuel hose and general purpose hose)

Change code (for added hose): (Vinyl hose)

- Indicates number mark or change sequence, however, the code for the bulk part must be strictly 0 (zero).

Types of code:

- Fuel hose
 - 2: Red outside braid (3 mm inside dia. only)
 - 5: Black inside braid
 - 3: Red (3 mm inside dia. only)
 - 4: Ash gray with red stripe (3 mm inside dia. only)
 - 6: Black
- Vinyl hose
 - 1: Clear
 - 2: Black
 - 3: Light red
 - 6: Light red
 - 7: Pale black
- General hose
 - 1: Ash gray
 - 2: Ash gray
 - 3: Black
 - 5: Black

Lengths: 001: 1 m (standard)
003: 3 m
008: 8 m

I.D code: (fuel hose and general purpose hose)

- 30: 3.0 mm
- 35: 3.5 mm
- 45: 4.5 mm
- 50: 5.0 mm
- 55: 5.3 mm, 5.5 mm
- 65: 6.5 mm
- 70: 7.0 mm
- 75: 7.3 mm, 7.5 mm
- 80: 8.0 mm
- 11: 11 mm
- 91: 12 mm (outside dia. 15) mm
- 92: 12 mm (outside dia. 16) mm
- 12: 12 mm (outside dia. 17) mm
- 14: 14 mm
- 17: 17 mm

ID./OD. code: (vinyl hose)

- 01: ID. 2.9, OD. 6.8 mm
- 03: ID. 3.0, OD. 6.0 mm
- 05: ID. 3.5, OD. 6.5 mm
- 07: ID. 4.0, OD. 7.0 mm
- 08: ID. 4.5, OD. 6.5 mm
- 09: ID. 4.5, OD. 8.0 mm
- 12: ID. 5.0, OD. 7.0 mm
- 10: ID. 5.0, OD. 8.0 mm
- 11: ID. 5.0, OD. 9.0 mm
- 14: ID. 6.0, OD. 9.0 mm
- 17: ID. 7.0, OD. 9.0 mm
- 19: ID. 7.0, OD. 11.0 mm
- 21: ID. 8.0, OD. 9.0 mm
- 23: ID. 8.0, OD. 12.0 mm
- 25: ID. 9.0, OD. 11.0 mm
- 27: ID. 9.0, OD. 13.0 mm
- 33: ID. 10.0, OD. 14.0 mm
- 36: ID. 11.0, OD. 13.0 mm
- 37: ID. 11.0, OD. 15.0 mm
- 38: ID. 12.0, OD. 13.0 mm
- 39: ID. 12.0, OD. 14.0 mm
- 40: ID. 12.0, OD. 16.0 mm
- 43: ID. 13.0, OD. 15.0 mm
- 45: ID. 14.0, OD. 18.0 mm
- 50: ID. 16.0, OD. 19.0 mm
- 55: ID. 17.5, OD. 20.5 mm
- 60: ID. 22.0, OD. 27.0 mm

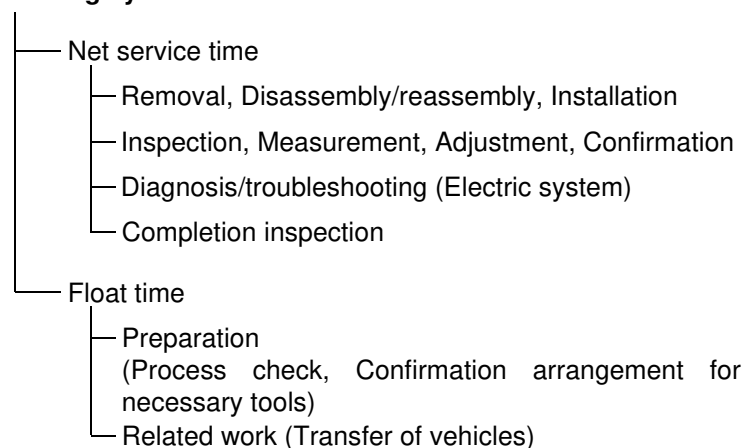
Hose type: 1: Fuel hose
3: Vinyl hose
5: General hose



FLAT RATE SERVICE TIME

Flat rate service time (FRT) means the standard time required to service a MC, which is listed in this manual to help the dealers control the actual working process and calculate the service charge by using it as a guide.

FRT setting system



* Float time is set by multiplying the net service time by a given coefficient.

Editorial style

The service items shown in the text are listed with the exchange work time for the repair sales parts as the subject. Other representative service items not using repair parts (removal/installation, adjustment, inspection/measuring, and other work) are listed collectively in the list in the preface, classified according to the work.

FRT setting standard

- Decimal system (in unit of 0.1) is adopted to set FRT as it is convenient to calculate the wage.
Example: (0.1) → 6 minutes, (0.2) → 12 minutes
[Labor cost per hour] x [FRT] = [Wage]
- FRT is set with a hand tool.
- Service items and FRT can be subject to change depending on development of tools and service equipment and improvement in service procedure.

Work procedure

- As the work procedure is set with the work time according to the method in the separate Service Manual, refer to this Manual as required.
- Work methods permitting servicing in the shortest time still permitting assurance of safe work and product warranty are used for the setting of service items not listed in the Service Manual.
- Work basically is to be performed by one person, and when two or more people are required, setting is done as the total time for the number of people.
- The set value for the technological level of the workers uses a person with three years of experience in the repair of Honda vehicles as the standard.
- Special tools and service equipment used to set FRT are those specified or recommended in Service Manual.

Service item whose FRT is not presented

- Accessories and service parts that are not listed to use in this manual.
 - Locations with little aging deterioration or breakage during normal use.
 - Service work that can be finished by one touch.
 - Service work that is seldom done (i.e. extremely small causes of trouble and service frequency).
- * When FRT is not presented, please calculate wages based on appropriate actual work time

Operation not included of FRT

- Oil and coolant water draining, Waiting time for warming up operation and etc..
- Additional operation that involves removal/installation of standard exterior equipment.
- Indirect time spent for service by visiting the customer, trade-in, and delivery of a MC.
- Indirect time required for ordering and delivery of parts.
- Cost for grease, adhesive agent, etc. used for service work.

**Explanation of FRT by using an example
(The example may differ from the actual presented items)**

Ref. No.	L.O.N.	(Relative ref. Number) Description	F.R.T.
②	111118	(1, 3, 4, 7) CAMSHAFT 4.5	②
③	111118A	⑥ • Includes: Valve clearance adjustment Replace rocker arm add 1.0	⑤

- ① Reference No. of the illustration of part that shows location of the replacement work.
- ② FRT is an abbreviation of Flat Rate Time indicating the standard service time required for the replacement.
- ③ LON is an abbreviation of Labor Operation Number, and it is a classification of the service items by the work unit code.

The same operation code is used regardless of the models.

Standard operation is indicated with 6 digits code, and additional operation is indicated with 7 digits code.

- ④ Indicating the camshaft replacement and FRT4.5.
- ⑤ Indicating FRT1.0 that will be added when additional operation (replace rocker arm) is done in association with camshaft replacement.

- ⑥ Indicating work contents that are included in the service item.
- ⑦ Indicating a reference No. whose operation and time are the same as FRT4.5 for the camshaft.

(The application range is limited to the service items without an LON setting within a same block.)

**How to refer to the service item by using the sample
(camshaft replacement)**

Open to the page of the block where the camshaft's spare part illustration is shown.



Look for the camshaft illustration, and refer to the service item and FRT that agree with the reference No.

Indication mark for the listing of service items that continues to the following page

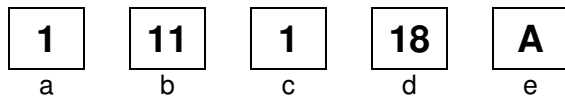
Ref. No.	L.O.N.	(Relative ref. Number) Description	F.R.T.
2	111118	CAMSHAFT	4.5
	.	.	.
	.	.	.

+
Mark indicated at the last line.

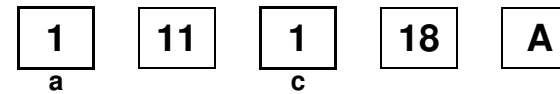
Indication of the block with no setting of FRT

Ref. No.	L.O.N.	(Relative ref. Number) Description	F.R.T.
NO INFORMATION			

• LON code system



- a) Category code..... Engine
- b) Location/function code Engine upper
- c) Operation code..... Replace
- d) Operation sequence number (Unit code can be shown with alphabet) camshaft (No regular rule of code)
- e) Additional code replace rocker arm (No regular rule of code)



a) Category codes and classification

Code	Category
1	Engine
2	Transmission
3	Fuel & Exhaust
4	Frame & Body
5	Steering/Suspension
6	Electrical
7	Wheels/Brakes
8	Controls/instrument
9	-
0	-

c) Operation codes and classification

Code	Operation category
1	Replace, Removal/Installation, Change
2	Overhaul
3	Adjust, Balance
4	(Paint-related work: Top-coat)
5	Test, Inspect/diagnose, Measurement, Check
6	(Overhaul-related work: Rebore)
7	(Overhaul-related work: Reseal)
8	(Resurface)
9	(Paint-related work: Refinish)
0	Repair, Cleaning, Air bleeding

Major service items without using spare parts
Removal/Installation, Adjustment, Inspection/Measurement, Other work

[E: Engine, F: Frame]

* OPERATIONS OTHER THAN REPLACING PARTS

• Removal/installation

Set for the configuration with the parts removed from the vehicle.

	LON	DESCRIPTION	FRT
E	1101E5	TILTING ENGINE ASSEMBLY-REMOVAL/INSTALLATION INCLUDES: All necessary adjustment	5.0
	3111D5	THROTTLE BODY ASSEMBLY-REMOVAL/INSTALLATION	1.3
	1101E6	CRANKCASE SEPARATION INCLUDES: Engine removal and installation	7.6
F	1151E6	RADIATOR ASSEMBLY-REMOVAL/INSTALLATION	0.8

• Adjustment

	LON	DESCRIPTION	FRT
E	2123A0	CLUTCH-ADJUSTMENT INCLUDES: Clutch lever adjustment	0.1
	6143A1	SPARK PLUG-ADJUSTMENT/CLEANING NOTE: For 1 vehicle	1.2
	1113A0	VALVE CLEARANCE-ADJUSTMENT NOTE: For 1 vehicle	3.8
F	6163A0	HEADLIGHT-AIMING	0.1
	2133A0	DRIVE CHAIN-ADJUSTMENT	0.1
	7103A1	FRONT WHEEL-BALANCE	0.6
	7103A2	REAR WHEEL-BALANCE	0.7
	3113A3	THROTTLE OPERATION-ADJUSTMENT	0.1

• Inspection/Measurement

	LON	DESCRIPTION	FRT
E	1115A0	COMPRESSION PRESSURE-MEASUREMENT	1.2
	6145A0	IGNITION TIMING-INSPECTION	0.4
F	6105A0	BATTERY-CHECKING OF ELECTROLYTE LEVEL & CHARGE	0.2

• Other work

	LON	DESCRIPTION	FRT
E	1130A2	OIL STRAINER-CLEANING	1.1
F	7110A0	FRONT BRAKE-AIR BLEEDING	0.2
	7110A1	REAR BRAKE-AIR BLEEDING	0.2
	1151E7	RADIATOR COOLANT-CHANGE	0.5
	6145A2	HISS MEMORIZATION	0.2

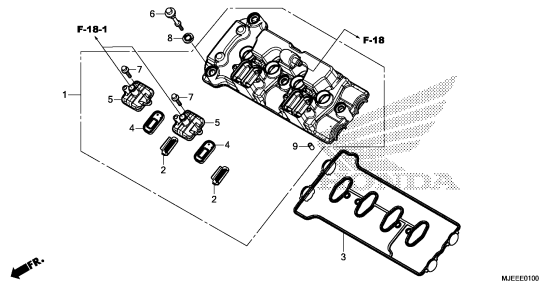
ENGINE GROUP

D 1

E-1

CYLINDER HEAD COVER

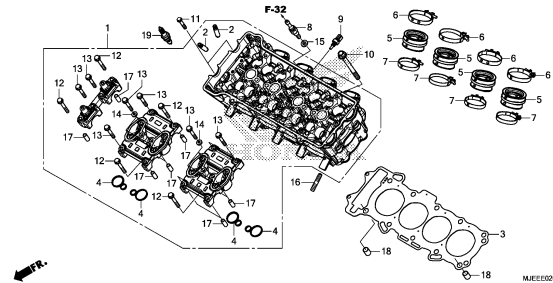
E 1



E-2

CYLINDER HEAD

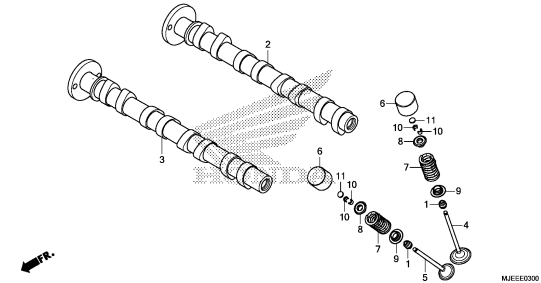
E 2



E-3

CAMSHAFT/VALVE

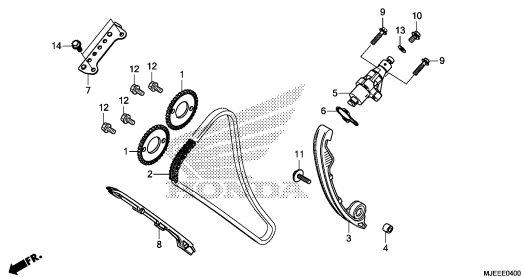
E 4



E-4

CAM CHAIN/TENSIONER

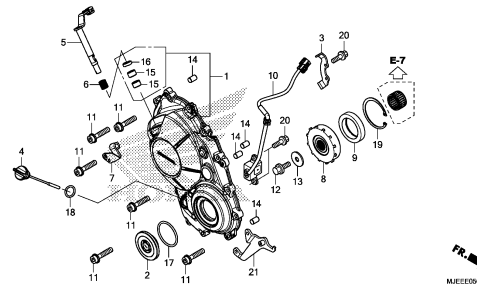
E 7



E-5

RIGHT CRANKCASE COVER

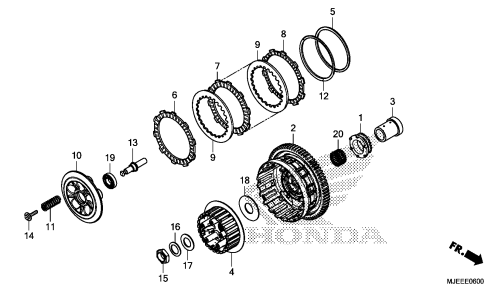
E 8



E-6

CLUTCH

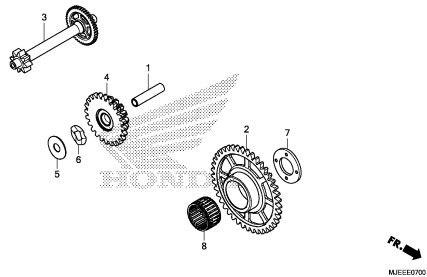
E 9



E-7

STARTING DRIVEN GEAR

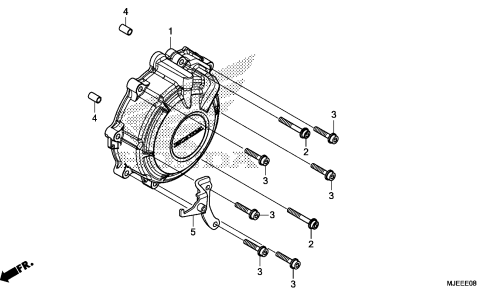
E10



E-8

GENERATOR COVER

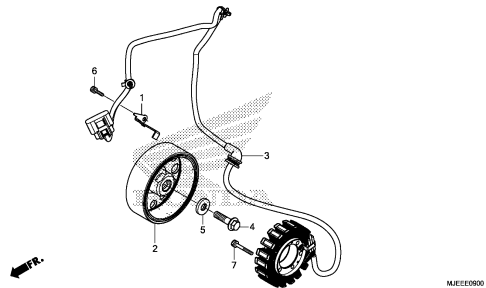
E11



E-9

GENERATOR

E12



2

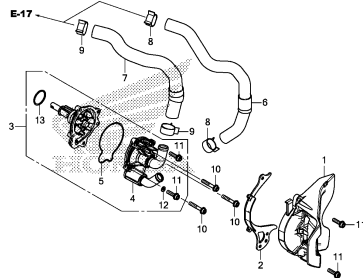
ENGINE GROUP

D 2

E-10

WATER PUMP

E13

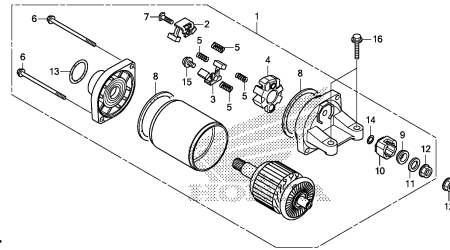


MIJEE1000

E-11

STARTING MOTOR

E14

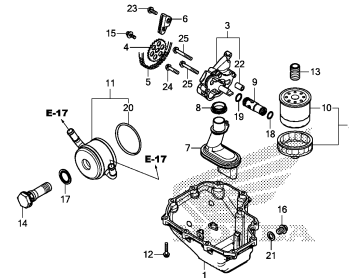


MIJEE1100

E-12

OIL PAN/OIL PUMP

E15

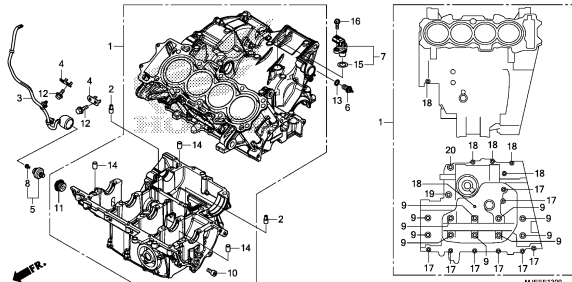


MIJEE1200

E-13

CRANKCASE

E16

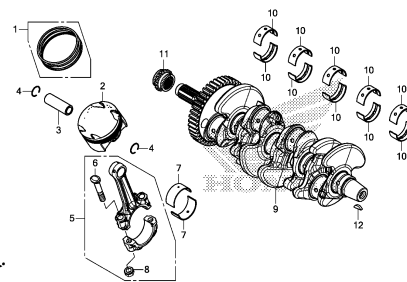


MIJEE1300

E-14

CRANKSHAFT/PISTON

F 1




MIJEE1400

E-15

TRANSMISSION

F 2

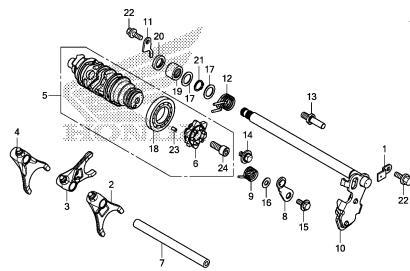


MIJEE1500

E-16

GEARSHIFT DRUM

F 4

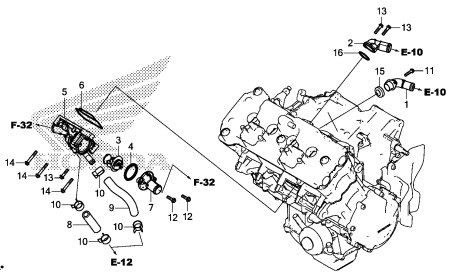


MIJEE1600

E-17

THERMOSTAT

F 5

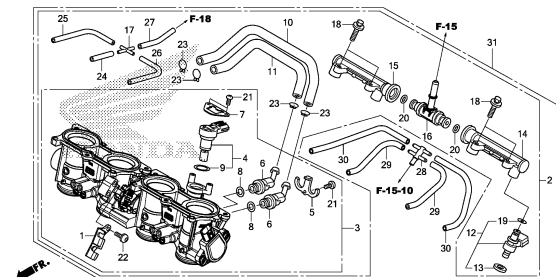


MIJEE1700

E-18

THROTTLE BODY

F 6



MIJEE1800

2

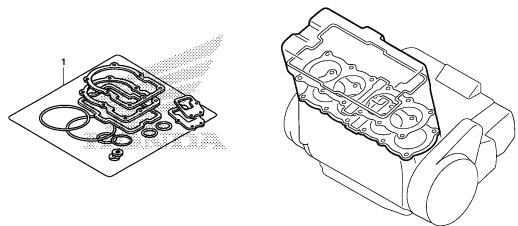
ENGINE GROUP

D 3

EOP-1

GASKET KIT A

F 8

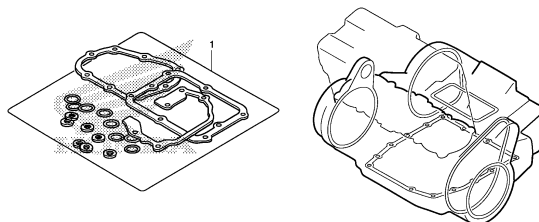


MJEX0100

EOP-2

GASKET KIT B

F 9



MJEX0200

2

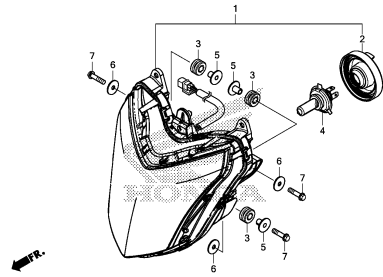
FRAME GROUP

D 4

F-1

HEADLIGHT

G 1

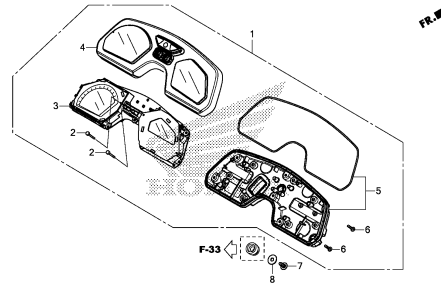


MJEF0100

F-2

METER

G 2

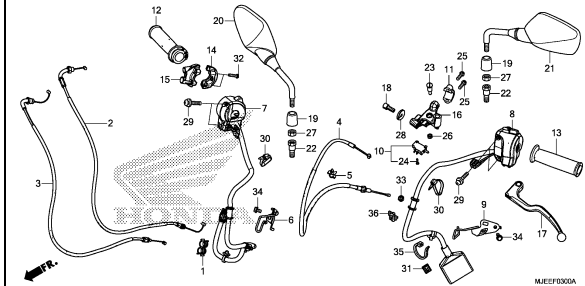


MJEF0200

F-3

HANDLE LEVER/SWITCH/CABLE/MIRROR

G 3

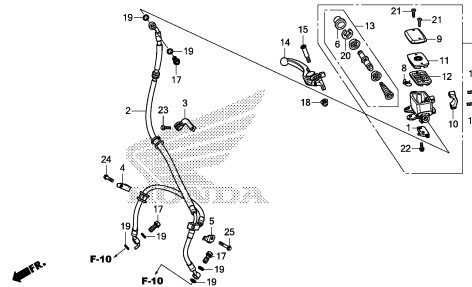


MJEF0300A

F-4

FR. BRAKE MASTER CYLINDER(CB650F)

G 5

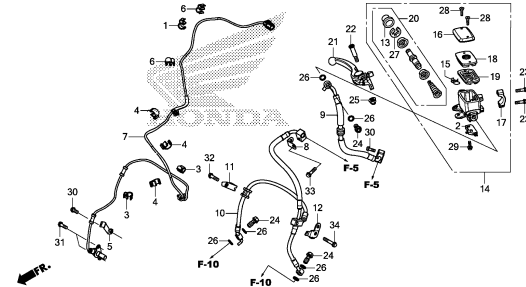


MJEF0400

F-4-1

FR. BRAKE MASTER CYLINDER(CB650FA)

G 6

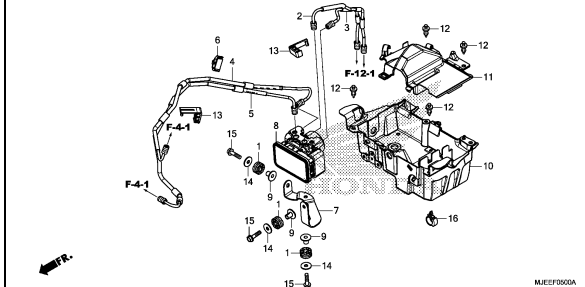


MJEF0401

F-5

ABS MODULATOR/TRAY

G 8

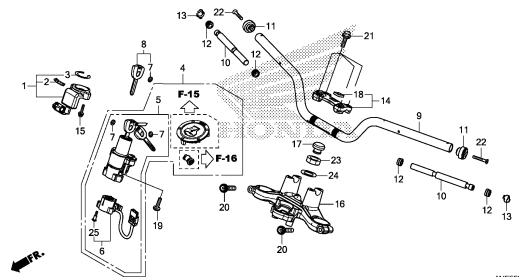


MJEF0500A

F-6

HANDLE PIPE/TOP BRIDGE

G 9

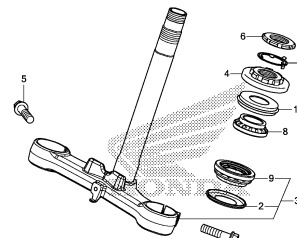


MJEF0600

F-7

STEERING STEM

G11

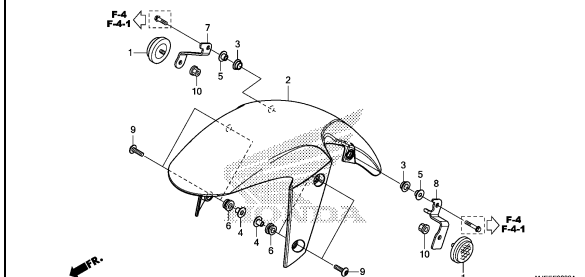


MJEF0700

F-8

FRONT FENDER

G12



MJEF0800A

3

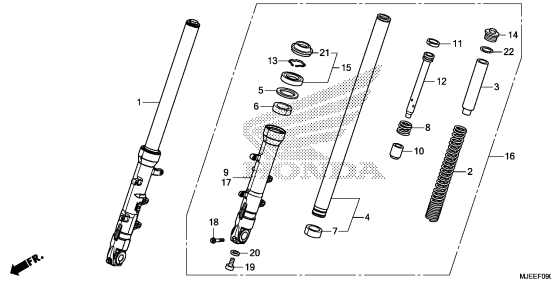
FRAME GROUP

D 5

F-9

FRONT FORK

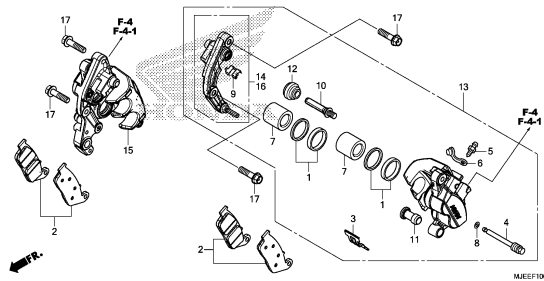
G13



F-10

FRONT BRAKE CALIPER

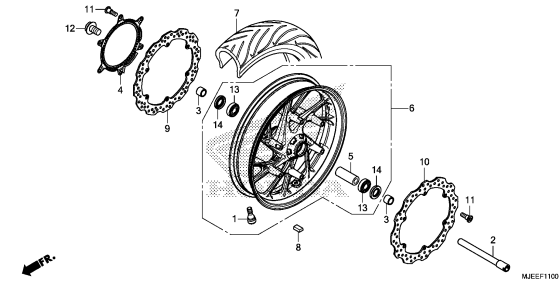
G14



F-11

FRONT WHEEL

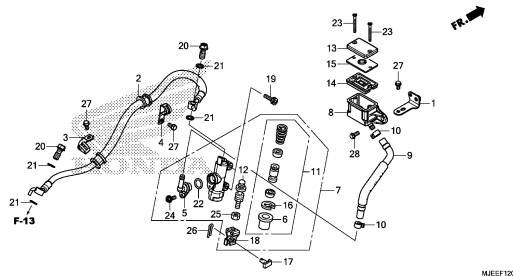
G16



F-12

REAR BRAKE MASTER CYLINDER(CB650F)

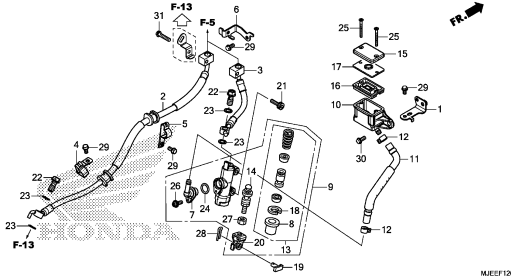
H 2



F-12-1

REAR BRAKE MASTER CYLINDER
(CB650FA)

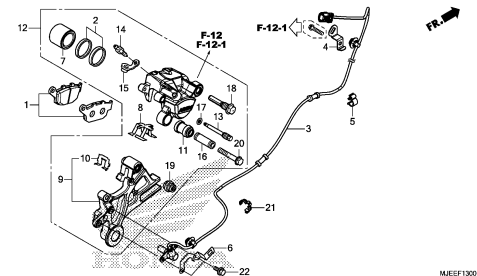
H 4



F-13

REAR BRAKE CALIPER

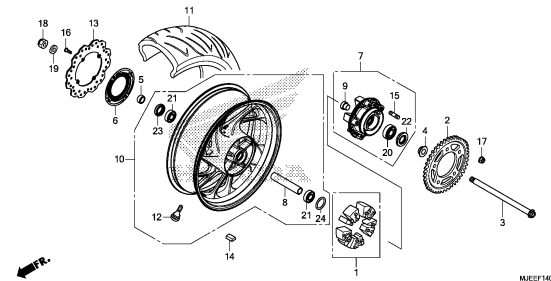
H 6



F-14

REAR WHEEL

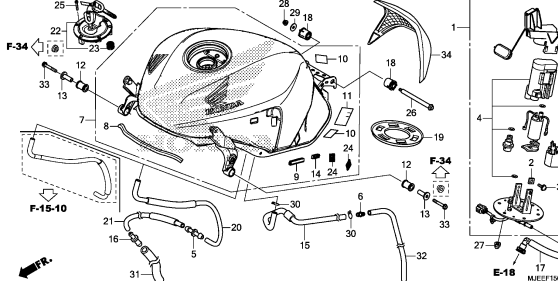
H 7



F-15

FUEL TANK

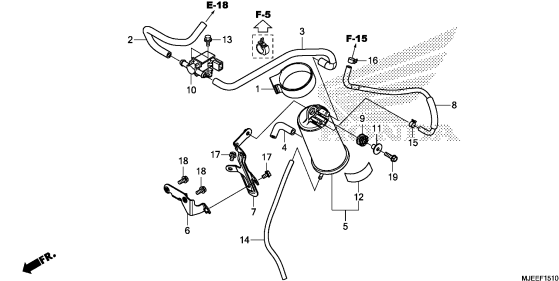
H 9



F-15-10

CANISTER

H11



3

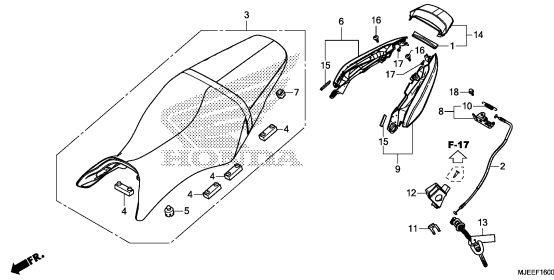
FRAME GROUP

D 6

F-16

SEAT/REAR COWL

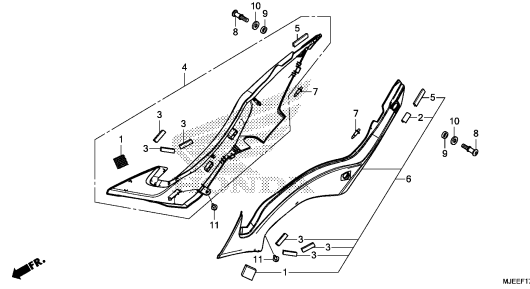
H12



F-17

SIDE COVER

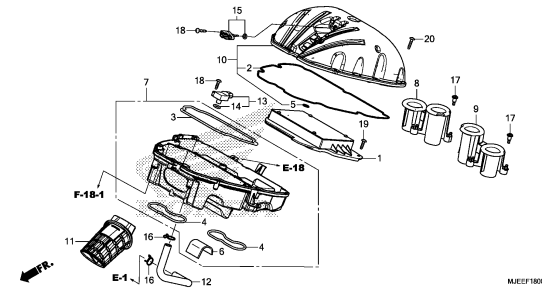
H13



F-18

AIR CLEANER

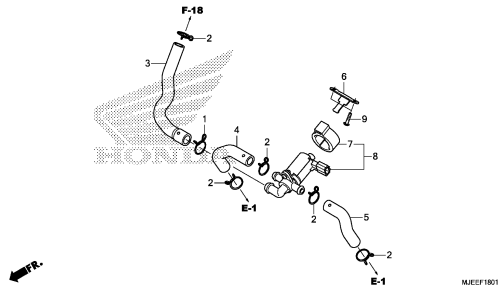
H15



F-18-1

AIR INJECTION CONTROL VALVE

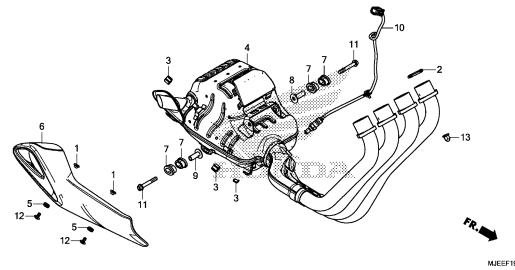
H16



F-19

EXHAUST MUFFLER

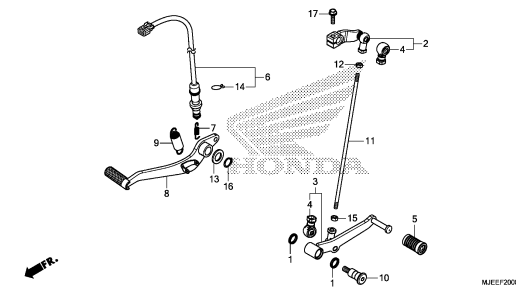
I 1



F-20

PEDAL

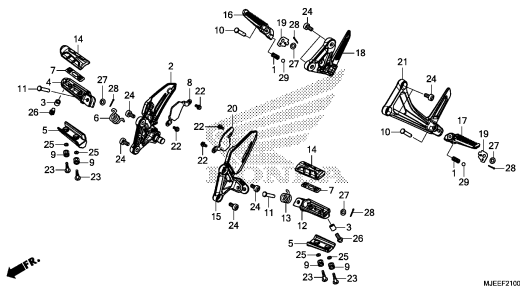
I 2



F-21

STEP

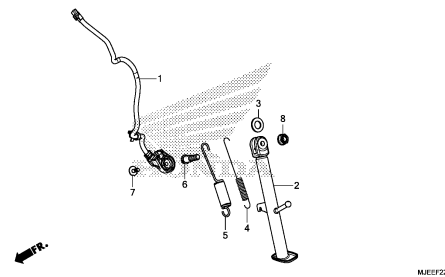
I 3



F-22

SIDE STAND

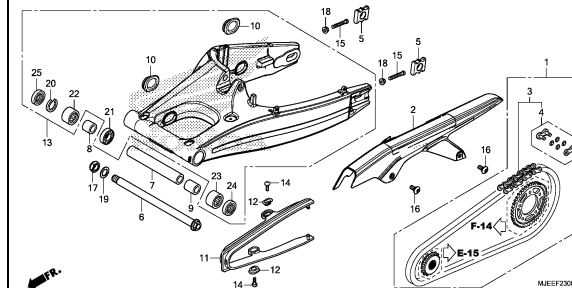
I 5



F-23

SWINGARM

I 6



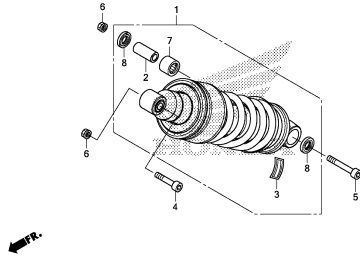
FRAME GROUP

D 7

F-24

REAR CUSHION

I 8

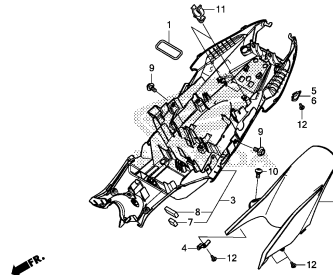


MJEF2400

F-25

REAR FENDER

I 9

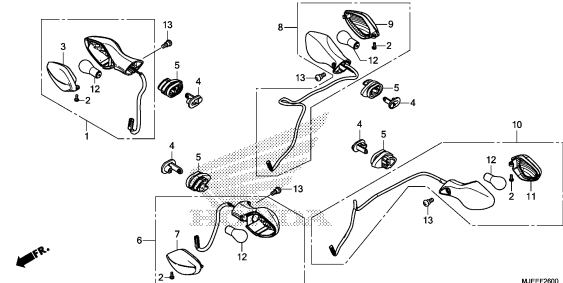


MJEF2500

F-26

WINKER

I 10

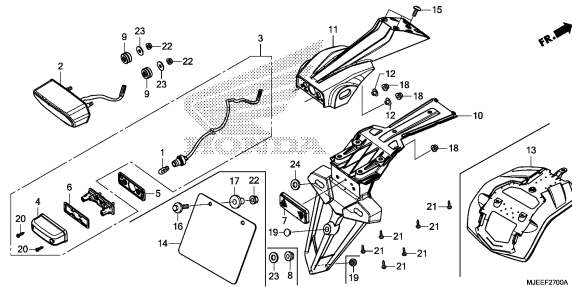


MJEF2600

F-27

TAILLIGHT

I 11

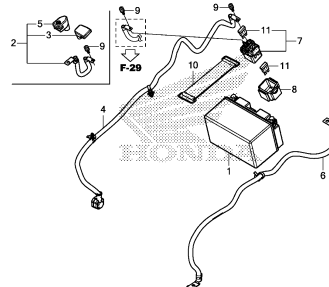


MJEF2700A

F-28

BATTERY

I 13

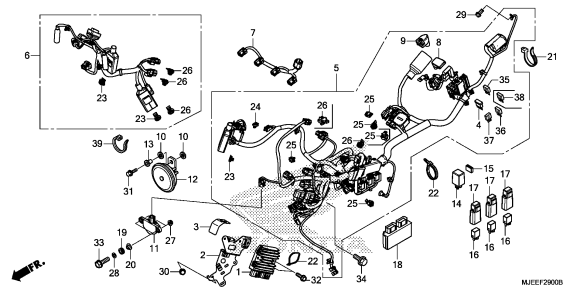


MJEF2800

F-29

WIRE HARNESS

I 14

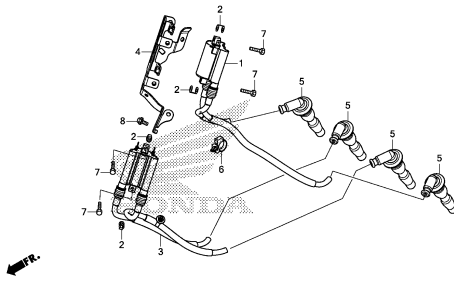


MJEF2900

F-30

IGNITION COIL

I 16

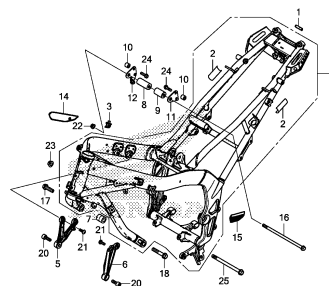


MJEF3000

F-31

FRAME BODY

J 1

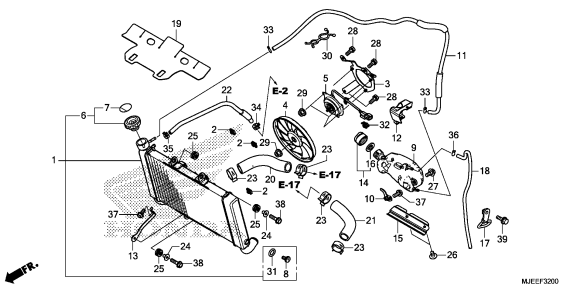


MJEF3100

F-32

RADIATOR

J 3



MJEF3200

3

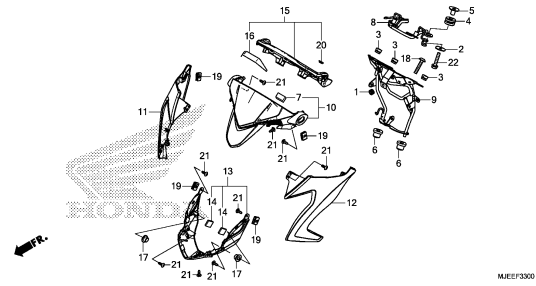
FRAME GROUP

D 8

F-33

METER VISOR

J 5

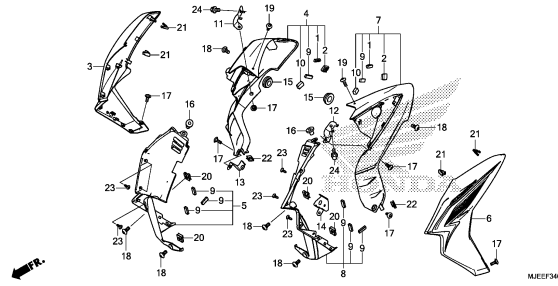


MJEF3300

F-34

SHROUD

J 7

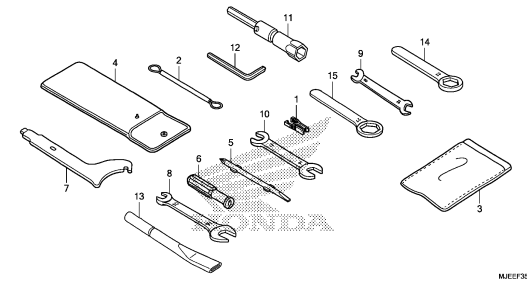


MJEF3400

F-35

TOOL

J 9

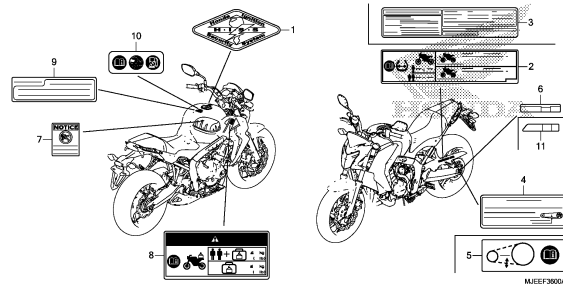


MJEF3500

F-36

CAUTION LABEL

J10

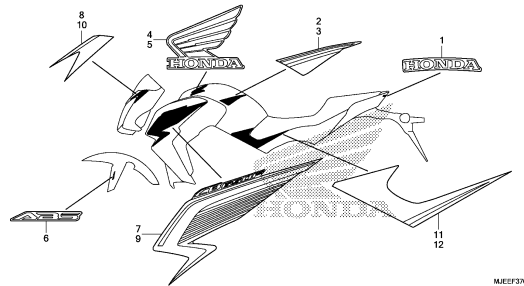


MJEF3600A

F-37

MARK

J11



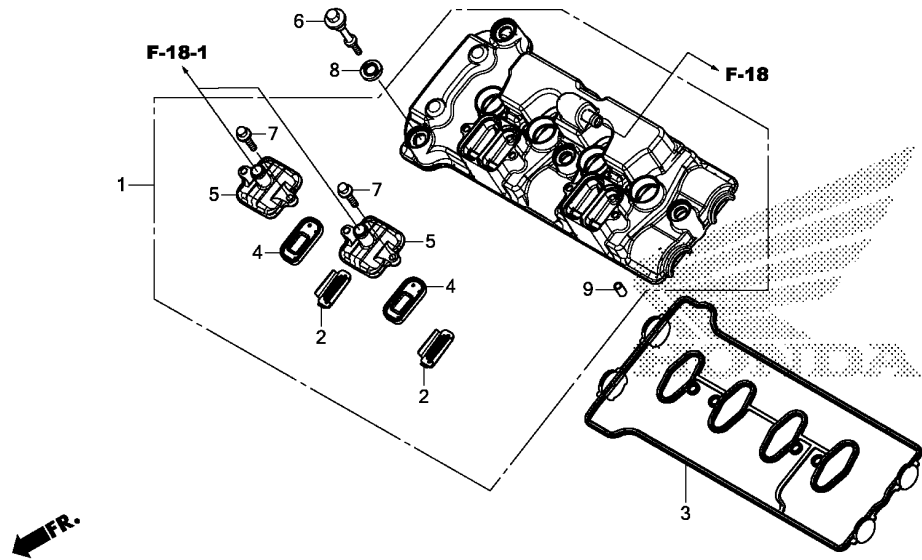
MJEF3700

3

E-1

CYLINDER HEAD COVER

E 1

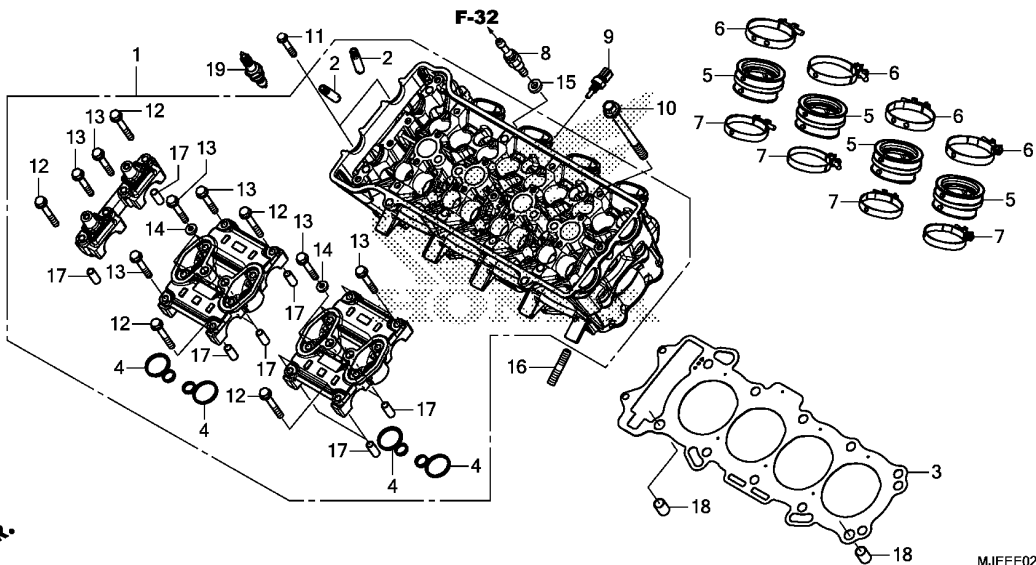


MJEEE0100

Ref. No.	L.O.N.	(Relative ref. Number) Description	F.R.T.
1	1111C4	COVER, CYLINDER HEAD	1.9
3	1111D2	GASKET, CYLINDER HEAD COVER ..	1.9
4		(2)	
	314125	VALVE, PAIR CHECK	1.1
	3141A8	VALVE, PAIR CHECK :NOTE: Same time for two units :FOR 1 VEHICLE	1.2

Ref. No.	Part No.	Description	Reqd. QTY				Serial No.	Parts catalogue code
			CB650F E	G	CB650FA E	G		
1	12310-MJE-D00	COVER ASSY., CYLINDER HEAD ..	1	1	1	1		
2	12341-MAT-750	PLATE, PORT(AI)	4	4	4	4		
3	12391-MJE-D00	GASKET COMP., CYLINDER HEAD COVER	1	1	1	1		
4	18601-KEA-741	VALVE COMP., REED(ARAI)	4	4	4	4		
5	18612-MGZ-J00	COVER, REED VALVE	2	2	2	2		
6	90002-MY5-850	BOLT, HEAD COVER	4	4	4	4		
7	90004-GHB-650	BOLT, FLANGE, 6X20(NSHF)	4	4	4	4		
8	90543-MV9-670	RUBBER, MOUNTING	4	4	4	4		
9	94301-08140	DOWEL PIN, 8X14	4	4	4	4		





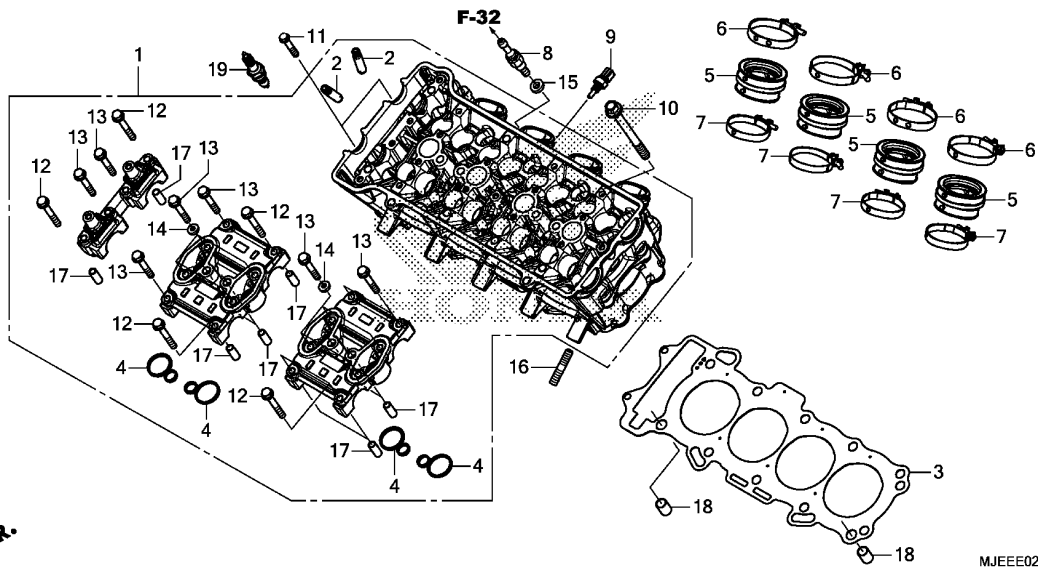
Ref. No.	L.O.N.	(Relative ref. Number) Description	F.R.T.
1	111106	HEAD, CYLINDERINCLUDES: Valve adjust and reface	8.5
2	1111L9	GUIDE, INTAKE VALVE(ONE)INCLUDES: Reaming .INCLUDES: Valve adjust and reface	5.2
	1111L9A	.Replace all intake valve guide add	2.1
	1111M0	GUIDE, EXHAUST VALVE(ONE)INCLUDES: Reaming .INCLUDES: Valve adjust and reface	5.2
	1111MOA	.Replace all exhaust valve guide add	2.1
	1111M9	GUIDE, VALVE :FOR 1 VEHICLE .. .INCLUDES: Reaming .INCLUDES: Valve adjust and reface	9.7
3	111115	GASKET, CYLINDER HEAD	4.3
5	311131	INSULATOR, THROTTLE BODY/ CARBURETOR	1.3
	3111B6	INSULATOR, THROTTLE BODY/ CARBURETOR :FOR 1 VEHICLE ...	1.4
9	6171A9	SENSOR, WATER TEMP	1.6

Ref. No.	Part No.	Description	Reqd. QTY		Serial No.	Parts catalogue code
			CB650F E G	CB650FA E G		
1	12010-MJE-D00	HEAD ASSY., CYLINDER	1	1	1	1
2	12205-KYJ-305	GUIDE, EX. VALVE(O.S.) (IN./EX.)	16	16	16	16
3	12251-MJE-D01	GASKET, CYLINDER HEAD	1	1	1	1
4	12395-MBW-003	GASKET, PLUG HOLE	4	4	4	4
5	16211-MJE-D00	INSULATOR, THROTTLE BODY ...	4	4	4	4
6	16217-MJE-D00	BAND A, INSULATOR	4	4	4	4
7	16218-MJE-D00	BAND B, INSULATOR	4	4	4	4
8	19410-MJE-D00	JOINT COMP., BLEEDING	1	1	1	1
9	37870-MGS-D31	SENSOR ASSY., WATER TEMP	1	1	1	1
10	90007-MGZ-J00	BOLT-WASHER, 9X100	10	10	10	10
11	90011-MGZ-J00	BOLT, FLANGE, 6X35	2	2	2	2
12	90017-MA6-000	BOLT, FLANGE, 6X45.5	6	6	6	6
13	90019-KYJ-900	BOLT, FLANGE, 6X39.5	14	14	14	14
14	90463-ML7-000	WASHER, SEALING, 6.5MM	8	8	8	8
15	90544-439-930	PACKING(SHOWA)	1	1	1	1
16	92900-08022-3E	BOLT, STUD, 8X22	8	8	8	8
17	94301-08200	DOWEL PIN, 8X20	10	10	10	10
18	94301-12160	PIN A, DOWEL, 12X16	2	2	2	2
19	98059-59926	PLUG, SPARK(U27FER9)(DENSO) ..	4	-	4	----- 2ED,2FO,2MA,2RU,2U,4ED,5ED,ED,FO,MA,RU,U
	98059-59916	PLUG, SPARK(CR9EH-9)(NGK) ...	-	4	4	----- 2MA,3U,4U,MA

E-2

CYLINDER HEAD

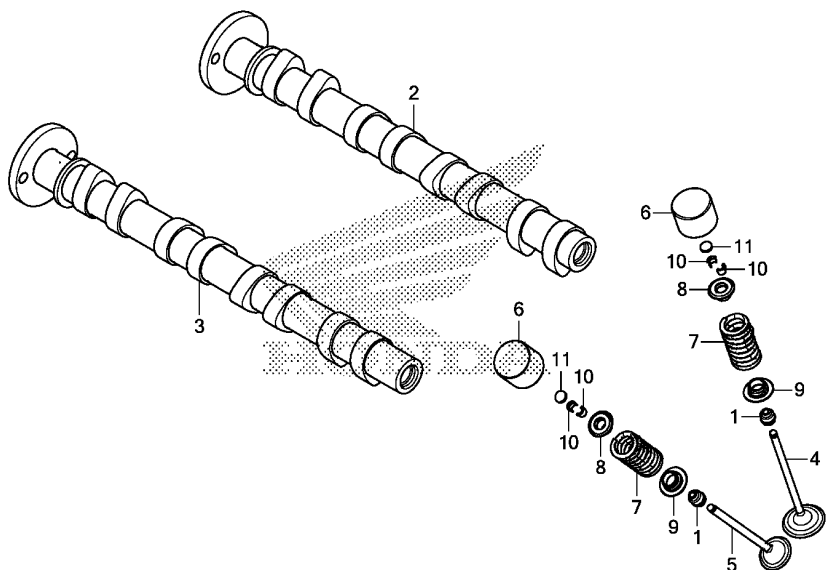
E 3



Ref. No.	L.O.N. (Relative ref. Number)	Description	F.R.T.
19	614130	PLUG, SPARK	1.2
	6141B2	PLUG, SPARK :FOR 1 VEHICLE ...	1.2

2

MJEEE0200



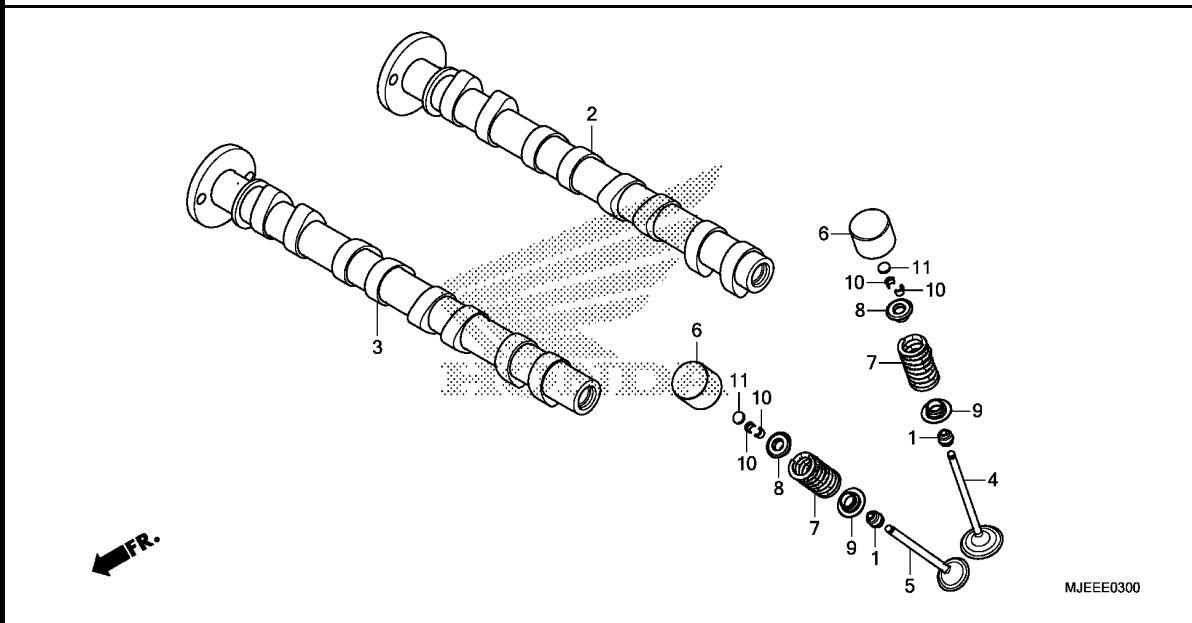
Ref. No.	L.O.N.	(Relative ref. Number) Description	F.R.T.
2	1111E5	CAMSHAFT :INTAKEINCLUDES: Valve clearance adjustment	3.3
3	1111E6	CAMSHAFT :EXHAUSTINCLUDES: Valve clearance adjustment	3.3
	1111T4	CAMSHAFT :FOR 1 VEHICLEINCLUDES: Valve clearance adjustment	4.0
4	1111N0	VALVE, INTAKE(ONE)INCLUDES: Refacing	4.7
	1111NOA	.Replace all intake valve add	1.4
5	1111N1	VALVE, EXHAUST(ONE)INCLUDES: Refacing	4.7
	1111N1A	.Replace all exhaust valve add	1.4
	1111P0	VALVE :FOR 1 VEHICLEINCLUDES: Refacing	7.7
7		(1,8,9,10)	
	1111P2	INTAKE VALVE SPRING AND/OR STEM SEAL(ONE)Replace all intake spring add	4.5 0.7
	1111P2A		
	1111P3	EXHAUST VALVE SPRING AND/OR STEM SEAL(ONE)Replace all exhaust spring add	4.5 0.7
	1111P3A		

Ref. No.	Part No.	Description	Reqd. QTY				Serial No.	Parts catalogue code
			CB650F E	G	CB650FA E	G		
1	12209-MLO-722	SEAL, VALVE STEM(ARAI)	16	16	16	16		
2	14110-MJE-D00	CAMSHAFT COMP., IN.	1	1	1	1		
3	14210-MJE-D00	CAMSHAFT COMP., EX.	1	1	1	1		
4	14711-MJE-D00	VALVE, IN.	8	8	8	8		
5	14721-MJE-D00	VALVE, EX.	8	8	8	8		
6	14731-MFL-D20	LIFTER, VALVE	16	-	16	-		
	14731-MFL-D21	-	16	-	16		
7	14751-MJE-D00	SPRING, VALVE	16	16	16	16		
8	14771-MJE-D00	RETAINER, VALVE SPRING	16	16	16	16		
9	14775-MJE-D00	SEAT, VALVE SPRING	16	16	16	16		
10	14781-MJE-D00	COTTER, VALVE	32	32	32	32		
11	14901-KT7-013	SHIM, TAPPET(1.200)	16	16	16	16		
	14902-KT7-013	SHIM, TAPPET(1.225)	16	16	16	16		
	14903-KT7-013	SHIM, TAPPET(1.250)	16	16	16	16		
	14904-KT7-013	SHIM, TAPPET(1.275)	16	16	16	16		
	14905-KT7-013	SHIM, TAPPET(1.300)	16	16	16	16		
	14906-KT7-013	SHIM, TAPPET(1.325)	16	16	16	16		
	14907-KT7-013	SHIM, TAPPET(1.350)	16	16	16	16		
	14908-KT7-013	SHIM, TAPPET(1.375)	16	16	16	16		
	14909-KT7-013	SHIM, TAPPET(1.400)	16	16	16	16		
	14910-KT7-013	SHIM, TAPPET(1.425)	16	16	16	16		
	14911-KT7-013	SHIM, TAPPET(1.450)	16	16	16	16		
	14912-KT7-013	SHIM, TAPPET(1.475)	16	16	16	16		
	14913-KT7-013	SHIM, TAPPET(1.500)	16	16	16	16		
	14914-KT7-013	SHIM, TAPPET(1.525)	16	16	16	16		
	14915-KT7-013	SHIM, TAPPET(1.550)	16	16	16	16		
	14916-KT7-013	SHIM, TAPPET(1.575)	16	16	16	16		

E-3

CAMSHAFT/VALVE

E 5

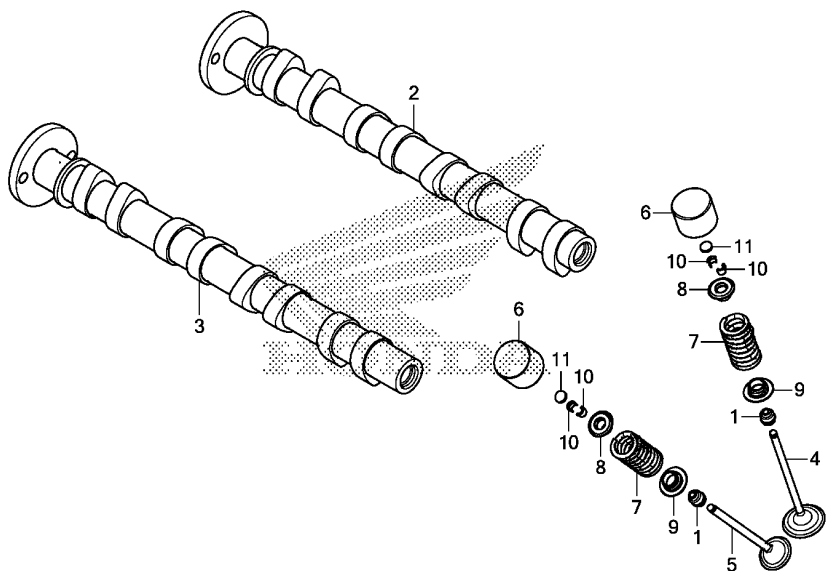


Ref. No.	L.O.N.	(Relative ref. Number) Description	F.R.T.
----------	--------	------------------------------------	--------

+ 7	1111Q2	VALVE SPRING AND/OR STEM SEAL :FOR 1 VEHICLE	6.0
-----	--------	---	-----

Ref. No.	Part No.	Description	Reqd. QTY				Serial No.	Parts catalogue code
			CB650F E	CB650FA G	CB650F E	CB650FA G		
11)	14917-KT7-013	SHIM, TAPPET(1.600)	16	16	16	16		
	14918-KT7-013	SHIM, TAPPET(1.625)	16	16	16	16		
	14919-KT7-013	SHIM, TAPPET(1.650)	16	16	16	16		
	14920-KT7-013	SHIM, TAPPET(1.675)	16	16	16	16		
	14921-KT7-013	SHIM, TAPPET(1.700)	16	16	16	16		
	14922-KT7-013	SHIM, TAPPET(1.725)	16	16	16	16		
	14923-KT7-013	SHIM, TAPPET(1.750)	16	16	16	16		
	14924-KT7-013	SHIM, TAPPET(1.775)	16	16	16	16		
	14925-KT7-013	SHIM, TAPPET(1.800)	16	16	16	16		
	14926-KT7-013	SHIM, TAPPET(1.825)	16	16	16	16		
	14927-KT7-013	SHIM, TAPPET(1.850)	16	16	16	16		
	14928-KT7-013	SHIM, TAPPET(1.875)	16	16	16	16		
	14929-KT7-013	SHIM, TAPPET(1.900)	16	16	16	16		
	14930-KT7-013	SHIM, TAPPET(1.925)	16	16	16	16		
	14931-KT7-013	SHIM, TAPPET(1.950)	16	16	16	16		
	14932-KT7-013	SHIM, TAPPET(1.975)	16	16	16	16		
	14933-KT7-013	SHIM, TAPPET(2.000)	16	16	16	16		
	14934-KT7-013	SHIM, TAPPET(2.025)	16	16	16	16		
	14935-KT7-013	SHIM, TAPPET(2.050)	16	16	16	16		
	14936-KT7-013	SHIM, TAPPET(2.075)	16	16	16	16		
	14937-KT7-013	SHIM, TAPPET(2.100)	16	16	16	16		
	14938-KT7-013	SHIM, TAPPET(2.125)	16	16	16	16		
	14939-KT7-013	SHIM, TAPPET(2.150)	16	16	16	16		
	14940-KT7-013	SHIM, TAPPET(2.175)	16	16	16	16		
	14941-KT7-013	SHIM, TAPPET(2.200)	16	16	16	16		
	14942-KT7-013	SHIM, TAPPET(2.225)	16	16	16	16		
	14943-KT7-013	SHIM, TAPPET(2.250)	16	16	16	16		
	14944-KT7-013	SHIM, TAPPET(2.275)	16	16	16	16		
	14945-KT7-013	SHIM, TAPPET(2.300)	16	16	16	16		

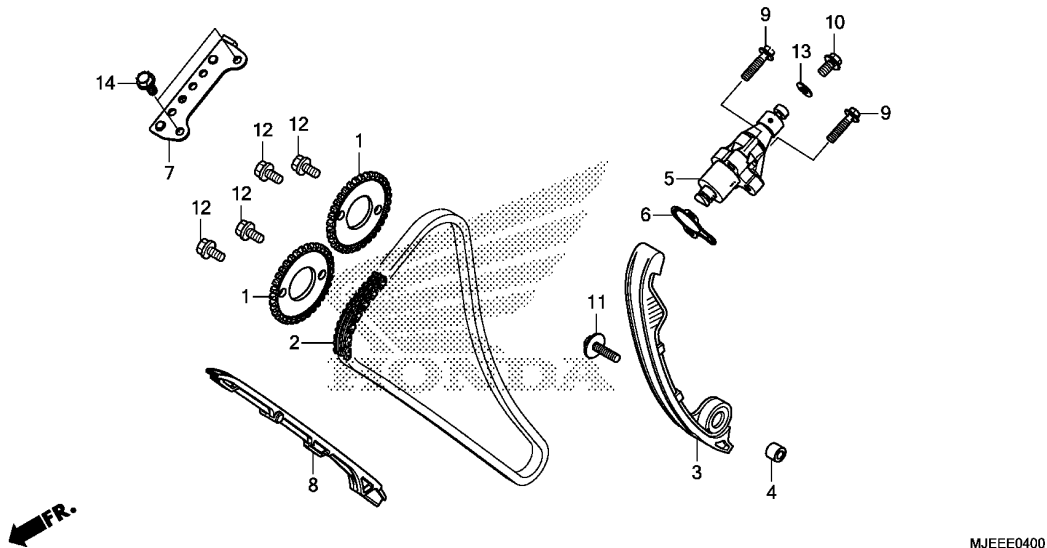
2



MJEEE0300



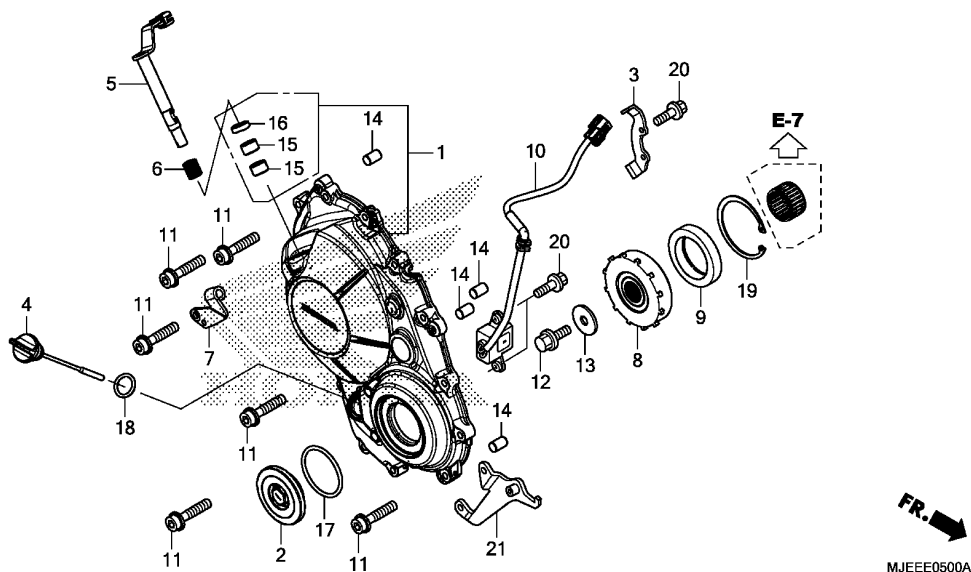
Ref. No.	Part No.	Description	Reqd. QTY				Serial No.	Parts catalogue code
			CB650F E	CB650F G	CB650FA E	CB650FA G		
11)	14946-KT7-013	SHIM, TAPPET(2.325)	16	16	16	16		
	14947-KT7-013	SHIM, TAPPET(2.350)	16	16	16	16		
	14948-KT7-013	SHIM, TAPPET(2.375)	16	16	16	16		
	14949-KT7-013	SHIM, TAPPET(2.400)	16	16	16	16		
	14950-KT7-013	SHIM, TAPPET(2.425)	16	16	16	16		
	14951-KT7-013	SHIM, TAPPET(2.450)	16	16	16	16		
	14952-KT7-013	SHIM, TAPPET(2.475)	16	16	16	16		
	14953-KT7-013	SHIM, TAPPET(2.500)	16	16	16	16		
	14954-KT7-013	SHIM, TAPPET(2.525)	16	16	16	16		
	14955-KT7-013	SHIM, TAPPET(2.550)	16	16	16	16		
	14956-KT7-013	SHIM, TAPPET(2.575)	16	16	16	16		
	14957-KT7-013	SHIM, TAPPET(2.600)	16	16	16	16		
	14958-KT7-013	SHIM, TAPPET(2.625)	16	16	16	16		
	14959-KT7-013	SHIM, TAPPET(2.650)	16	16	16	16		
	14960-KT7-013	SHIM, TAPPET(2.675)	16	16	16	16		
	14961-KT7-013	SHIM, TAPPET(2.700)	16	16	16	16		
	14962-KT7-013	SHIM, TAPPET(2.725)	16	16	16	16		
	14963-KT7-013	SHIM, TAPPET(2.750)	16	16	16	16		
	14964-KT7-013	SHIM, TAPPET(2.775)	16	16	16	16		
	14965-KT7-013	SHIM, TAPPET(2.800)	16	16	16	16		
	14966-KT7-013	SHIM, TAPPET(2.825)	16	16	16	16		
	14967-KT7-013	SHIM, TAPPET(2.850)	16	16	16	16		
	14968-KT7-013	SHIM, TAPPET(2.875)	16	16	16	16		
	14969-KT7-013	SHIM, TAPPET(2.900)	16	16	16	16		



Ref. No.	L.O.N.	(Relative ref. Number) Description	F.R.T.
1	1111F7	SPROCKET, CAM :INTAKE	2.7
	1111F8	SPROCKET, CAM :EXHAUST	2.7
	1111F9	SPROCKET, CAM :FOR 1 VEHICLE ..	2.8
2	110140	CHAIN, CAM	2.9
3	111130	TENSIONER, CAM CHAIN	0.5
5		(6)	
	111133	LIFTER, TENSIONER	0.2
7	1111G9	GUIDE B, CAM CHAIN	2.0
8	111139	GUIDE, CAM CHAIN	4.3

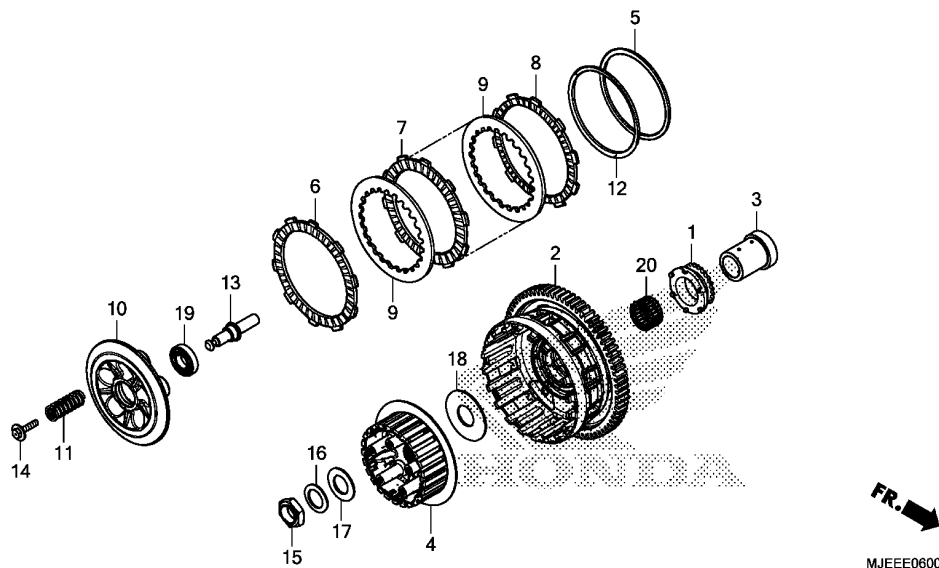
Ref. No.	Part No.	Description	Reqd. QTY				Serial No.	Parts catalogue code
			CB650F E	G	CB650FA E	G		
1	14321-MJE-D00	SPROCKET, CAM(34T)	2	2	2	2		
2	14401-MJE-D01	CHAIN, CAM(122L)(DAIDO) (SCR-0409 SV)	1	1	1	1		
3	14510-MJE-D02	TENSIONER ASSY., CAM CHAIN ..	1	1	1	1		
4	14517-KYJ-900	COLLAR, TENSIONER	1	1	1	1		
5	14520-MJE-D01	LIFTER ASSY., TENSIONER	1	1	1	1		
6	14523-MJE-D00	GASKET, TENSIONER HOLE	1	1	1	1		
7	14546-MJE-D00	GUIDE COMP. B, CAM CHAIN	1	1	1	1		
8	14611-MJE-D00	GUIDE A, CAM CHAIN	1	1	1	1		
9	90003-MJE-D00	BOLT, FLANGE, 6X25	2	2	2	2		
10	90004-GHB-600	BOLT, FLANGE, 6X10(NSHF)	1	1	1	1		
11	90022-KYJ-900	BOLT-WASHER, 6X25	1	1	1	1		
12	90082-HA0-000	BOLT, FLANGE KNOCK, 7X10.5 ..	4	4	4	4		
13	90442-397-000	WASHER, SEALING, 6MM	1	1	1	1		
14	95701-06014-00	BOLT, FLANGE, 6X14	2	2	2	2		





Ref. No.	L.O.N.	(Relative ref. Number) Description	F.R.T.
1	110159	COVER, CRANKCASE :RIGHT	0.5
5		(6)	
	2121A7	LEVER, CLUTCH	0.4
8	612131	OUTER, STARTING CLUTCH	0.6
9	6121A2	CLUTCH, STARTING ONE WAY	0.6
10	614110	GENERATOR, IGNITION PULSE	0.5

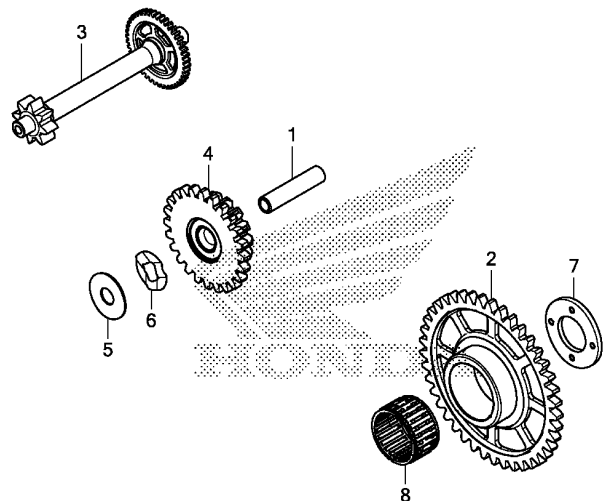
Ref. No.	Part No.	Description	Reqd. QTY				Serial No.	Parts catalogue code
			CB650F E	CB650F G	CB650FA E	CB650FA G		
1	11330-MJE-D01	COVER COMP., R. CRANKCASE	1	1	1	1		
2	11332-MGZ-J00	CAP, 45MM	1	1	1	1		
3	11334-MJE-D00	CLAMP, PULSE GENERATOR CORD	1	1	1	1		
4	15650-MJE-D00	GAUGE, OIL LEVEL	1	1	1	1		
5	22810-MJE-D00	LEVER COMP., CLUTCH	1	1	1	1		
6	22815-MJE-D00	SPRING, CLUTCH LEVER	1	1	1	1		
7	22821-MJE-D00	RECEIVER, CLUTCH CABLE	1	1	1	1		
8	28115-MJE-D00	OUTER, STARTING CLUTCH	1	1	1	1		
9	28125-MJE-D01	CLUTCH, ONE WAY	1	1	1	1		
10	30300-MJE-D01	GENERATOR ASSY., PULSE	1	1	1	1		
11	90003-MGZ-J00	BOLT, FLANGE SOCKET, 6X28	14	14	14	14		
12	90013-430-000	BOLT, SPECIAL, 10X25	1	1	1	1		
13	90405-MJE-D00	WASHER, 10.5X31.8	1	1	1	1		
14	90701-MV9-670	DOWEL PIN, 10X16	4	4	4	4		
15	91053-MFJ-D01	BEARING, NEEDLE, 12X16X10	2	2	2	2		
16	91204-KK0-003	OIL SEAL, 12X18X5 (ARAI)	1	1	1	1		
17	91301-ML7-003	O-RING, 48.1X3.6 (ARAI)	1	1	1	1		
18	91307-KF0-003	O-RING, 18X3 (ARAI)	1	1	1	1		
19	94520-63150	CIRCLIP, INTERNAL, 63MM	1	1	1	1		
20	95701-06014-00	BOLT, FLANGE, 6X14	4	4	4	4		
21	64610-MJE-D00	STAY, R. UNDER COWL	1	-	1	-		



Ref. No.	L.O.N.	(Relative ref. Number) Description	F.R.T.
1	1131A2	SPROCKET, OIL PUMP DRIVE (20)	0.8
2	2121A0	OUTER, CLUTCH	0.8
4	212112	CENTER, CLUTCH	0.8
7	2121A1	DISC, CLUTCH FRICTION	0.6
		.NOTE: Same time for two units or more	
10	2121A3	PLATE, CLUTCH PRESSURE	0.5
11	212107	SPRING, CLUTCH	0.5
		.NOTE: Same time for two units or more	
13	2121B6	ROD, CLUTCH LIFTER	0.5
19	2121B4	BEARING, CLUTCH LIFTER	0.5

Ref. No.	Part No.	Description	Reqd. QTY				Serial No.	Parts catalogue code
			CB650F		CB650FA			
			E	G	E	G		
1	15131-MJE-D01	SPROCKET, OIL PUMP DRIVE(25T)	1	1	1	1		
2	22100-MJE-D00	OUTER COMP., CLUTCH(71T)	1	1	1	1		
3	22116-MJE-D00	GUIDE, CLUTCH OUTER	1	1	1	1		
4	22120-MJE-D00	CENTER, CLUTCH	1	1	1	1		
5	22125-ML7-000	SEAT, JUDDER SPRING	1	1	1	1		
6	22201-MAE-000	DISK, CLUTCH FRICTION	1	1	1	1		
7	22201-MFJ-D00	DISK, CLUTCH FRICTION	5	5	5	5		
8	22202-MAE-000	DISK B, CLUTCH FRICTION	1	1	1	1		
9	22321-ML7-000	PLATE, CLUTCH	6	6	6	6		
10	22350-MCJ-000	PLATE, CLUTCH PRESSURE	1	1	1	1		
11	22401-MJE-D00	SPRING, CLUTCH	5	5	5	5		
12	22402-MAS-E00	SPRING, JUDDER	1	1	1	1		
13	22847-MJE-D00	PIN, CLUTCH LIFTER	1	1	1	1		
14	90024-MAS-000	BOLT-WASHER, 6X28	5	5	5	5		
15	90231-MJE-D00	NUT, LOCK, 22MM	1	1	1	1		
16	90432-MM5-000	WASHER, SPRING, 22MM	1	1	1	1		
17	90451-KG4-000	WASHER, THRUST, 22X39X2	1	1	1	1		
18	90459-MM4-000	WASHER, 60X25X2	1	1	1	1		
19	91009-MAS-003	BEARING, RADIAL BALL, 16003 ..	1	1	1	1		
20	91102-MEE-003	BEARING B, NEEDLE, 35X41X23.8 (WHITE)	1	1	1	1		



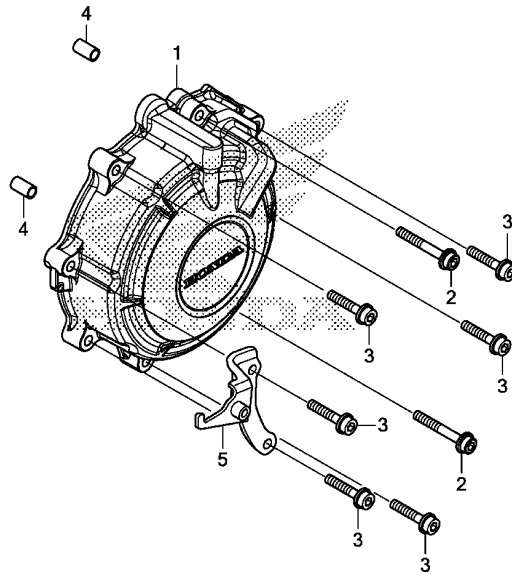


Ref. No.	L.O.N.	(Relative ref. Number) Description	F.R.T.
2	(8)	GEAR, STARTER DRIVEN	0.5
3	612125	GEAR, STARTER REDUCTION	0.8
4	612135	GEAR, STARTER IDLE	0.4



MJEEE0700

Ref. No.	Part No.	Description	Reqd. QTY		Serial No.	Parts catalogue code
			CB650F E G	CB650FA E G		
1	28102-ME9-000	PIN, 10X44	1	1	1	1
2	28111-MJE-D00	GEAR COMP., STARTER DRIVEN (37T)	1	1	1	1
3	28130-MJE-D00	GEAR COMP., STARTER REDUCTION (43T/8T)	1	1	1	1
4	28140-MJE-D00	GEAR B, STARTER REDUCTION (24T/15T)	1	1	1	1
5	90401-MEE-000	WASHER, 10X28X1	1	1	1	1
6	90435-MEE-000	WASHER, WAVE	1	1	1	1
7	90456-MFA-D00	WASHER, THRUST, 22.1X42X3 ...	1	1	1	1
8	91101-MJE-D02	BEARING, NEEDLE, 30X35X20 ...	1	1	1	1

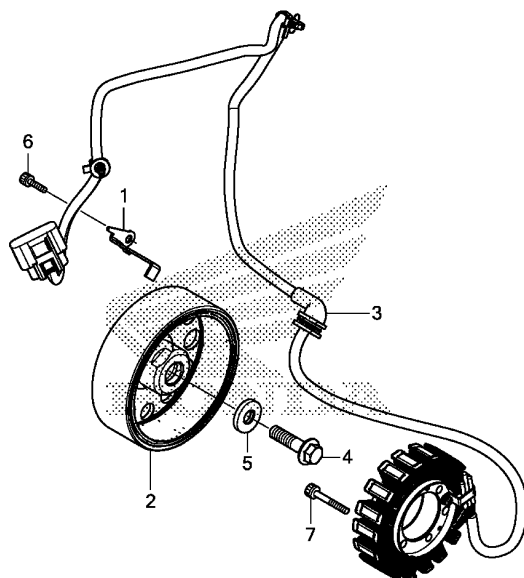


MJEEE0800A

Ref. No.	L.O.N. (Relative ref. Number)	Description	F.R.T.
1	1101B1	COVER, ALTERNATOR	0.7

Ref. No.	Part No.	Description	Reqd. QTY				Serial No.	Parts catalogue code
			CB650F E	CB650F G	CB650FA E	CB650FA G		
1	11321-MJE-D00	COVER, A.C. GENERATOR	1	1	1	1		
2	90002-MJE-D00	BOLT, FLANGE SOCKET, 6X40 ...	2	2	2	2		
3	90003-MGZ-J00	BOLT, FLANGE SOCKET, 6X28 ...	6	6	6	6		
4	94301-08140	DOWEL PIN, 8X14	2	2	2	2		
5	64620-MJE-D00	STAY, L. UNDER COWL	1	-	1	-		

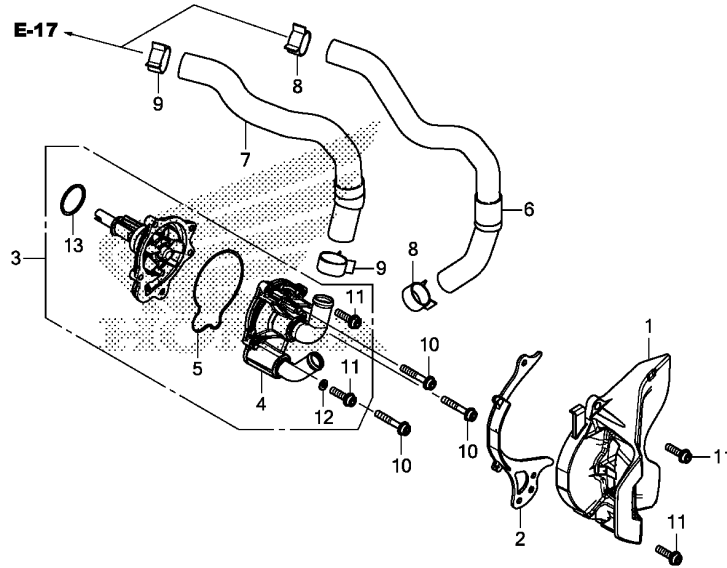




MJEEE0900

Ref. No.	L.O.N.	(Relative ref. Number) Description	F.R.T.
2	613105	ROTOR OR FLYWHEEL	0.8
3	6131A3	STATOR	0.9

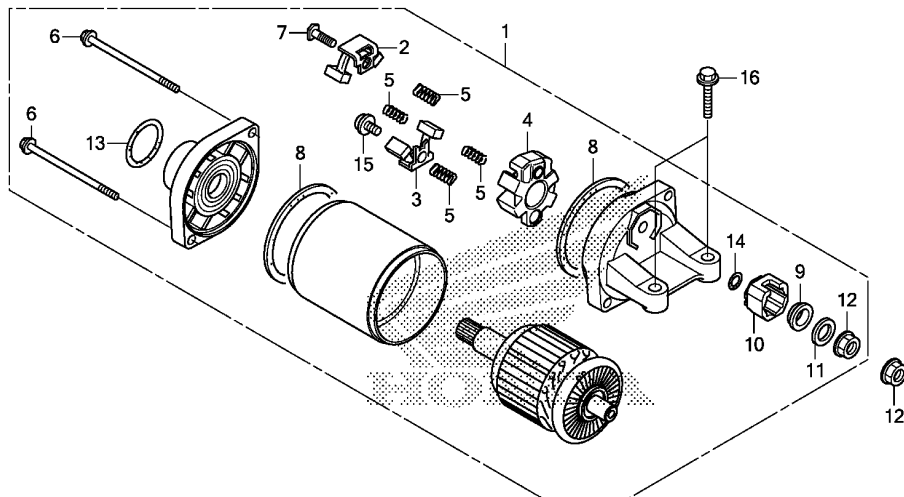
Ref. No.	Part No.	Description	Reqd. QTY				Serial No.	Parts catalogue code
			CB650F E	G	CB650FA E	G		
1	11333-MJE-D00	CLAMP, A.C. GENERATOR CORD ..	1	1	1	1		
2	31110-MJE-D01	FLYWHEEL COMP.	1	1	1	1		
3	31120-MJE-D01	STATOR COMP.	1	1	1	1		
4	90023-MV9-670	BOLT, FLANGE, 10MM	1	1	1	1		
5	90406-MJE-D00	WASHER, 10.5X27	1	1	1	1		
6	96600-06016-00	BOLT, SOCKET, 6X16	1	1	1	1		
7	96600-06032-00	BOLT, SOCKET, 6X32	4	4	4	4		



Ref. No.	L.O.N.	(Relative ref. Number) Description	F.R.T.
1	1101B0	COVER, CRANKCASE :LEFT REAR ..	0.1
3	114103	PUMP ASSY., WATER	0.7
4	1141B0	COVER, WATER PUMP	0.7
5	1141B1	GASKET, WATER PUMP COVER	0.7
6	114130	HOSE A, WATER	1.8
7	114131	HOSE B, WATER	1.8
13	1141E1	O-RING, WATER PUMP	0.7

Ref. No.	Part No.	Description	Reqd. QTY				Serial No.	Parts catalogue code
			CB650F		CB650FA			
			E	G	E	G		
1	11350-MJE-D00	COVER COMP., L. RR.	1	1	1	1		
2	11356-MJE-D00	PLATE, CHAIN GUIDE	1	1	1	1		
3	19200-MJE-305	PUMP COMP., WATER	1	1	1	1		
4	19220-MJE-D00	COVER COMP., WATER PUMP	1	1	1	1		
5	19226-MJE-D00	GASKET, WATER PUMP BODY	1	1	1	1		
6	19525-MJE-D00	HOSE A, WATER	1	1	1	1		
7	19526-MJE-D00	HOSE B, WATER	1	1	1	1		
8	19531-MGZ-J00	CLIP, WATER HOSE(D27)	2	2	2	2		
9	19533-MGZ-J00	CLIP, WATER HOSE(D30)	2	2	2	2		
10	90001-MJE-D00	BOLT, FLANGE SOCKET, 6X35 ...	3	3	3	3		
11	90002-MGZ-J00	BOLT, FLANGE SOCKET, 6X25 ...	4	4	4	4		
12	90463-ML7-000	WASHER, SEALING, 6.5MM	1	1	1	1		
13	91302-MB0-013	O-RING, 32.95X2.62(ARAI)	1	1	1	1		

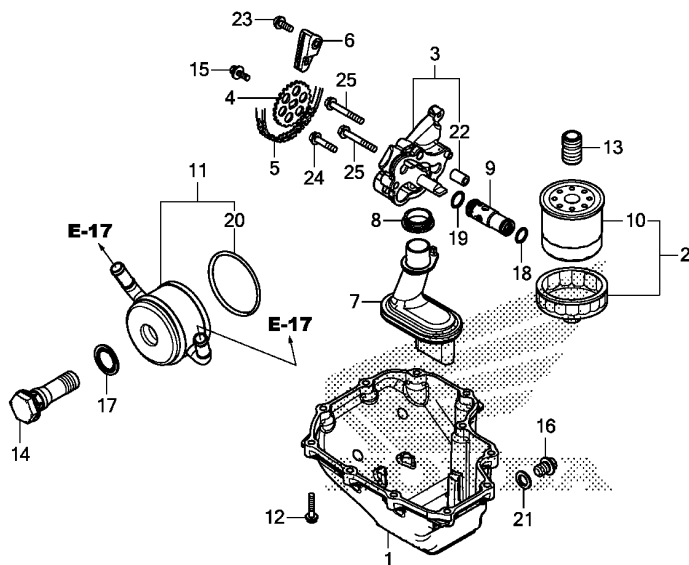




MJEEE1100

Ref. No.	L.O.N.	(Relative ref. Number) Description	F.R.T.
1		(13) MOTOR, STARTING	0.4
2		(3,5,8) TERMINAL, BRUSH(STARTER)	0.5
.NOTE: Same time for two units			

Ref. No.	Part No.	Description	Reqd. QTY				Serial No.	Parts catalogue code
			CB650F		CB650FA			
			E	G	E	G		
1	31200-MJE-D01	MOTOR ASSY., STARTER(MITSUBA)	1	1	1	1		
2	31201-MEW-921	BRUSH SET A, CARBON	1	1	1	1		
3	31202-MEW-921	BRUSH SET B, CARBON	1	1	1	1		
4	31203-MEW-921	HOLDER, BRUSH	1	1	1	1		
5	31204-MEW-921	SPRING, CARBON BRUSH	4	4	4	4		
6	31205-HP5-601	BOLT, SETTING	2	2	2	2		
7	31206-MEW-921	BOLT, TERMINAL	1	1	1	1		
8	31207-HP5-601	RING	2	2	2	2		
9	31208-MEW-921	INSULATOR	1	1	1	1		
10	31209-MEW-921	STOPPER, TERMINAL	1	1	1	1		
11	31210-MEW-921	WASHER	1	1	1	1		
12	90071-MB0-000	NUT-WASHER, 6MM	2	2	2	2		
13	91309-425-003	O-RING, 24.4X3.1(ARAI)	1	1	1	1		
14	91320-MB0-000	O-RING, 4X2	1	1	1	1		
15	93892-05012-08	SCREW-WASHER, 5X12	1	1	1	1		
16	95801-06028-00	BOLT, FLANGE, 6X28	2	2	2	2		

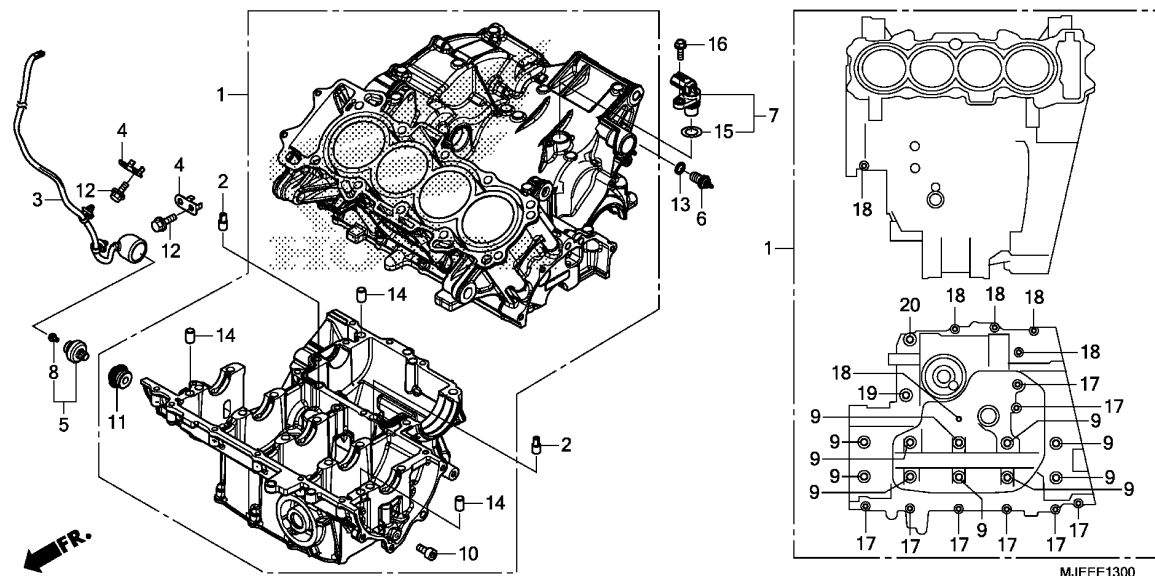


MJEEE1200

Ref. No.	L.O.N.	(Relative ref. Number) Description	F.R.T.
1	113145	OIL PAN AND/OR GASKET	1.1
3	113105	PUMP ASSY., OIL	0.8
4	113111	SPROCKET, OIL PUMP DRIVEN	0.4
5	113122	CHAIN, OIL PUMP DRIVE	0.8
6	1131A3	GUIDE, OIL PUMP CHAIN	0.7
7		(8)	
	1131B6	STRAINER, OIL	1.1
9		(18,19)	
	113126	VALVE, RELIEF	0.8
10		(2)	
	113180	CARTRIDGE, OIL FILTER	0.2
11		(20)	
	1131B4	COOLER, OIL	0.7

Ref. No.	Part No.	Description	Reqd. QTY				Serial No.	Parts catalogue code
			CB650F E	CB650F G	CB650FA E	CB650FA G		
1	11210-MJE-D00	PAN, OIL	1	1	1	1		
2	15010-MCE-H51	FILTER SET, OIL	(1)	(1)	(1)	(1)		
3	15100-MJE-D00	PUMP ASSY., OIL	1	1	1	1		
4	15134-MV9-670	SPROCKET, OIL PUMP DRIVEN(26T)	1	1	1	1		
5	15141-MJE-D01	CHAIN, OIL PUMP(DID25H-70LE)	1	1	1	1		
6	15147-MGE-D00	GUIDE COMP. B, OIL PUMP CHAIN	1	1	1	1		
7	15150-MJE-D00	STRAINER COMP., OIL	1	1	1	1		
8	15154-MAT-000	PACKING, OIL STRAINER	1	1	1	1		
9	15220-MJE-D02	VALVE ASSY., RELIEF	1	1	1	1		
10	15410-MFJ-D01	CARTRIDGE, OIL FILTER (TOYO ROKI)	1	1	1	1		
11	15700-MJE-D01	COOLER COMP., OIL	1	1	1	1		
12	90010-MGZ-J00	BOLT, FLANGE, 6X28(NSHF)	11	11	11	11		
13	90019-MGZ-J00	BOSS, OIL FILTER	1	1	1	1		
14	90019-MJE-D00	BOLT, OIL COOLER	1	1	1	1		
15	90021-MGZ-J00	BOLT-WASHER, 6X12	1	1	1	1		
16	90131-883-000	BOLT, DRAIN PLUG, 12X15	1	1	1	1		
17	90402-MFJ-D01	WASHER, SEALING, 34.5MM	1	1	1	1		
18	91301-PCO-003	O-RING, 13.8X1.9	1	1	1	1		
19	91313-MB0-003	O-RING, 14.7X2.2(ARAI)	1	1	1	1		
20	91354-MEJ-641	O-RING, OIL COOLER	1	1	1	1		
21	94109-12000	WASHER, DRAIN PLUG, 12MM	1	1	1	1		
22	94301-08140	DOWEL PIN, 8X14	2	2	2	2		
23	95701-06016-00	BOLT, FLANGE, 6X16	1	1	1	1		
24	95701-06028-00	BOLT, FLANGE, 6X28	1	1	1	1		
25	95701-06045-00	BOLT, FLANGE, 6X45	2	2	2	2		

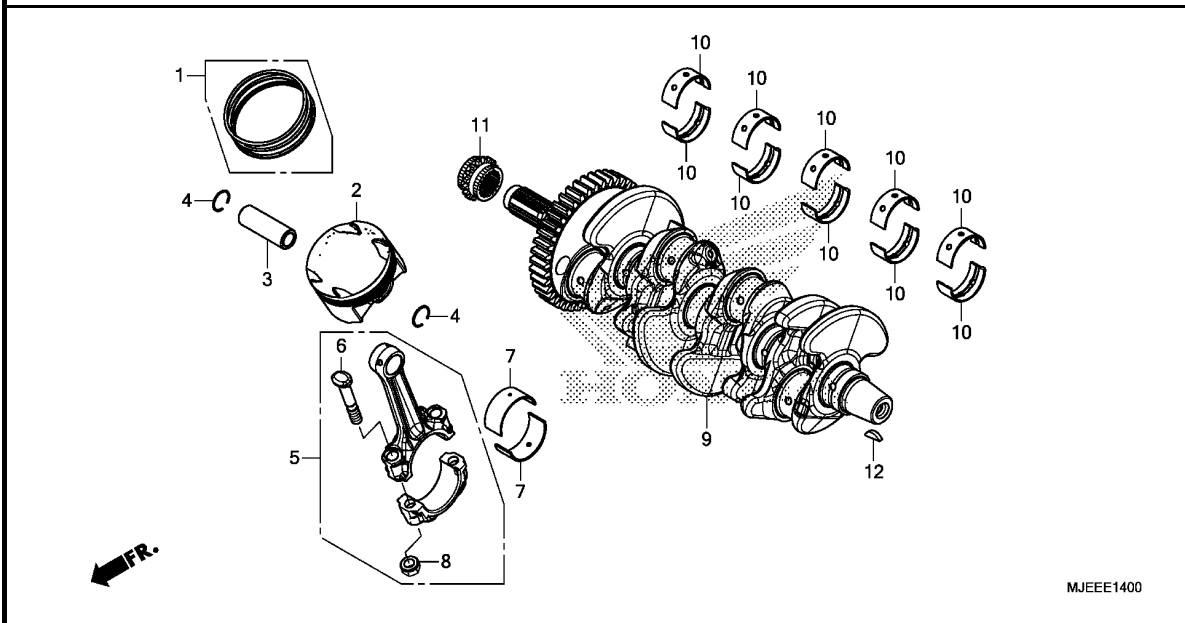




Ref. No.	L.O.N.	(Relative ref. Number) Description	F.R.T.
1	110105	CRANKCASE SETINCLUDES: Engine removal and installation	9.6
3	6111U7	SUB HARNESS, OIL PRESSURE	0.6
5	615160	SWITCH, OIL PRESSURE	0.2
6	6151B8	SWITCH, NEUTRAL	0.2
7		(15)	
	617198	SENSOR, SPEEDOMETER	0.2

Ref. No.	Part No.	Description	Reqd. QTY		Serial No.	Parts catalogue code
			CB650F E G	CB650FA E G		
1	11000-MJE-D02	CRANKCASE SET	1	1	1	1
2	11104-MJE-D00	ORIFICE, 1.2MM	2	2	2	2
3	32102-MJE-D00	SUB HARNESS, OIL PRESSURE ...	1	1	1	1
4	32159-MJE-D00	STAY, HARNESS CLIP	2	2	2	2
5	35500-MEH-661	SWITCH ASSY., OIL PRESSURE (DENSO)	1	1	1	1
6	35600-MFJ-D01	SWITCH ASSY., NEUTRAL	1	1	1	1
7	37700-MJE-D01	SENSOR ASSY., SPEED(TDK-EPC)	1	1	1	1
8	90002-PA6-003	BOLT-WASHER, 4X8(DENSO)	1	1	1	1
9	90004-MFG-D01	BOLT, UBS, 8X98	10	10	10	10
10	90010-MEL-000	BOLT, SOCKET, 8X12	1	1	1	1
11	90048-MFL-000	BOLT, SEALING, 22MM	1	1	1	1
12	90101-MCZ-D00	BOLT, FLANGE, 6X14	2	2	2	2
13	90443-MJ6-000	WASHER, NEUTRAL	1	1	1	1
14	90701-MV9-670	DOWEL PIN, 10X16	3	3	3	3
15	91303-KFO-003	O-RING, 14.8X2.4(ARAI)	1	1	1	1
16	95701-06018-00	BOLT, FLANGE, 6X18	1	1	1	1
17	95701-06035-00	BOLT, FLANGE, 6X35	8	8	8	8
18	95701-06050-00	BOLT, FLANGE, 6X50	6	6	6	6
19	95701-08045-00	BOLT, FLANGE, 8X45	1	1	1	1
20	95701-10075-00	BOLT, FLANGE, 10X75	1	1	1	1

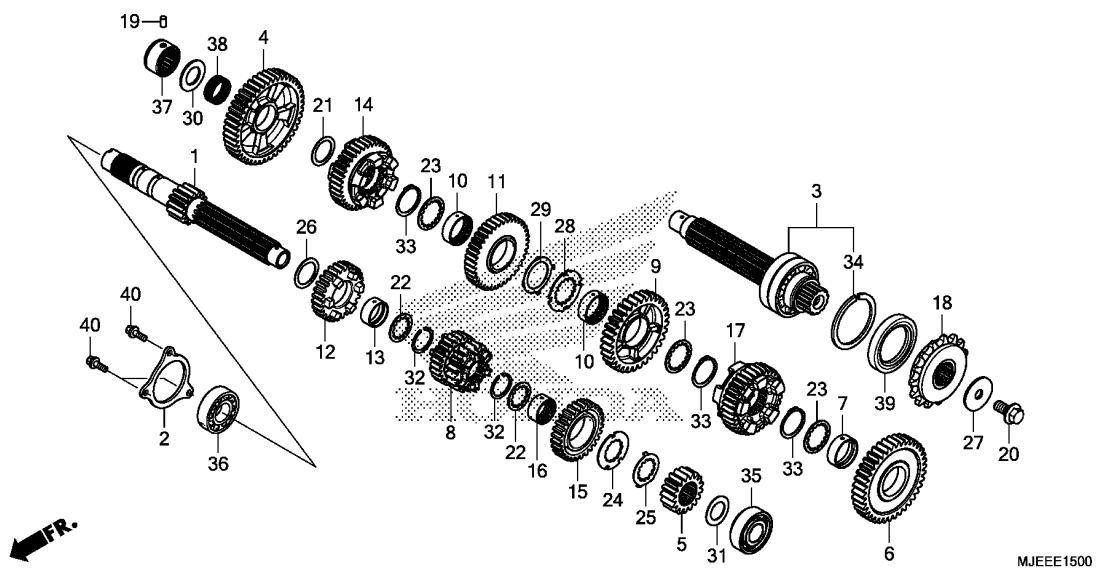
MJEE1300



Ref. No.	L.O.N.	(Relative ref. Number) Description	F.R.T.
2		(1,3,4,5,7,8)	
1111T9		PISTON AND/OR RING SET AND/OR BEARING AND/OR ROD	8.1
		.INCLUDES: Engine removal and installation	
		.INCLUDES: Inspection/Measurement/Cleaning	
1111T9B		.With 1 cylinder add	0.4
1111T9C		.With 2 cylinder add	0.8
1111X9		PISTON AND/OR RING SET AND/OR BEARING AND/OR ROD	9.3
		:FOR 1 VEHICLE	
		.INCLUDES: Engine removal and installation	
		.INCLUDES: Inspection/Measurement/Cleaning	
9	1101B5	CRANKSHAFT	9.6
		.INCLUDES: Engine removal and installation	
10	110125	BEARING, CRANKSHAFT	8.8
		.INCLUDES: Engine removal and installation	
		.NOTE: Same time for two units or more	
11	1101C8	SPROCKET, TIMING	2.9

Ref. No.	Part No.	Description	Reqd. QTY				Serial No.	Parts catalogue code
			CB650F E	CB650F G	CB650FA E	CB650FA G		
1	13011-MJE-315	RING SET, PISTON(STD.)	4	4	4	4		
	13021-MJE-315	RING SET, PISTON(O.S. 0.25)	(4)	(4)	(4)	(4)		
2	13101-MJE-D00	PISTON	4	4	4	4		
	13102-MJE-305	PISTON(0.25)	(4)	(4)	(4)	(4)		
3	13111-MFG-D00	PIN, PISTON	4	4	4	4		
4	13112-MEE-000	CLIP, PISTON PIN, 16MM	8	8	8	8		
5	13210-MJE-D00	ROD ASSY., CONNECTING	4	4	4	4		
6	13213-ML7-020	BOLT, CONNECTING ROD	8	8	8	8		
7	13214-MJE-D01	BEARING A, CONNECTING ROD (BLUE)	8	8	8	8		
	13215-MJE-D01	BEARING B, CONNECTING ROD (BLACK)	8	8	8	8		
	13216-MJE-D01	BEARING C, CONNECTING ROD (BROWN)	8	8	8	8		
	13217-MJE-D01	BEARING D, CONNECTING ROD (GREEN)	8	8	8	8		
	13218-MJE-D01	BEARING E, CONNECTING ROD (YELLOW)	8	8	8	8		
8	13215-ML7-000	NUT, CONNECTING ROD	8	8	8	8		
9	13310-MJE-D00	CRANKSHAFT COMP.	1	1	1	1		
10	13313-MW0-003	BEARING A, CRANKSHAFT (BLACK)	10	10	10	10		
	13314-MW0-003	BEARING B, CRANKSHAFT (BROWN)	10	10	10	10		
	13315-MW0-003	BEARING C, CRANKSHAFT (GREEN)	10	10	10	10		
	13316-MW0-003	BEARING D, CRANKSHAFT (YELLOW)	10	10	10	10		
	13317-MW0-003	BEARING E, CRANKSHAFT (PINK)	10	10	10	10		
11	14312-MJE-D00	SPROCKET, TIMING(17T)	1	1	1	1		
12	90701-HB6-010	KEY, WOODRUFF, 25X14X4	1	1	1	1		

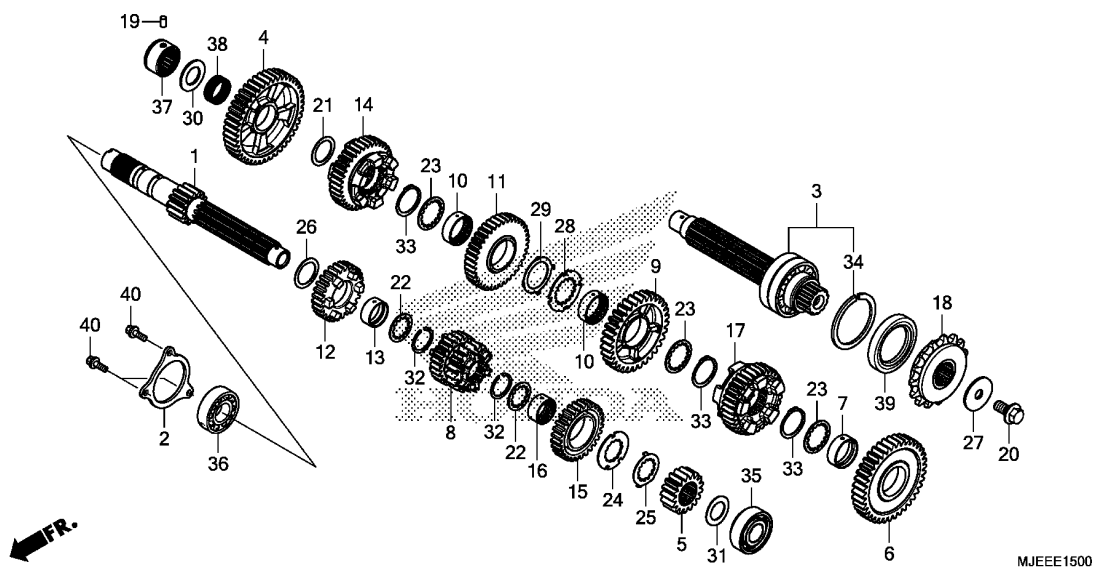




Ref. No.	L.O.N.	(Relative ref. Number) Description	F.R.T.
1		(5,8,12,15)	
210141		MAINSHAFT, TRANSMISSIONINCLUDES: Engine removal and installation	7.9
210141A		.Replace countershaft add	0.2
3		(4,6,9,11,14,17,38)	
210142		COUNTERSHAFT, TRANSMISSIONINCLUDES: Engine removal and installation	7.8
210142A		.Replace mainshaft add	0.3
18		SPROCKET, DRIVE	0.3
35		2101C2 BEARING, MAINSHAFT :LEFTINCLUDES: Engine removal and installation	7.9
36		2101C5 BEARING, MAINSHAFT :RIGHTINCLUDES: Engine removal and installation	7.7
		2101C6 BEARING, MAINSHAFT :BOTHINCLUDES: Engine removal and installation	7.9
37		2101C8 BEARING, COUNTERSHAFT :RIGHT . .INCLUDES: Engine removal and installation	7.6
		2101D4 BEARING, MAINSHAFT AND COUNTERSHAFT :ALL	7.9

MJEEE1500

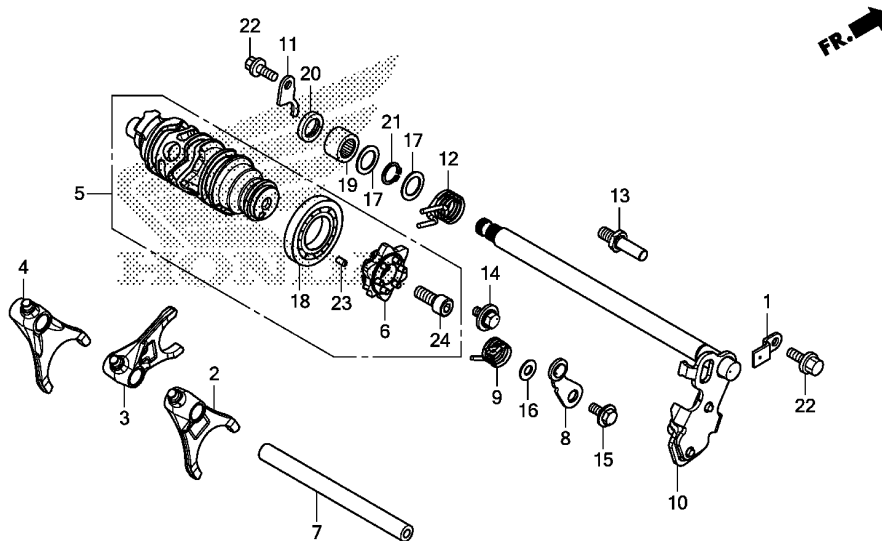
Ref. No.	Part No.	Description	Reqd. QTY				Serial No.	Parts catalogue code
			CB650F E	CB650FA G	CB650F E	CB650FA G		
1	23211-MJE-D00	MAINSHAFT(14T)	1	1	1	1		
2	23212-MJE-D00	PLATE, BEARING SETTING	1	1	1	1		
3	23220-MJE-D00	COUNTERSHAFT COMP.	1	1	1	1		
4	23421-MJE-D00	GEAR, COUNTER FIRST(43T)	1	1	1	1		
5	23431-MJE-D00	GEAR, MAINSHAFT SECOND(17T) .	1	1	1	1		
6	23441-MJE-D00	GEAR, COUNTERSHAFT SECOND(38T)	1	1	1	1		
7	23442-MS2-610	COLLAR, 30X11.2	1	1	1	1		
8	23451-MJE-D00	GEAR, MAINSHAFT THIRD & FOURTH (18T/25T)	1	1	1	1		
9	23461-MJE-D00	GEAR, COUNTER THIRD(32T)	1	1	1	1		
10	23462-MAT-000	COLLAR, SPLINE, 30X11	2	2	2	2		
11	23481-MJE-D00	GEAR, COUNTER FOURTH(38T) ...	1	1	1	1		
12	23491-MJE-D00	GEAR, MAINSHAFT FIFTH(27T) ..	1	1	1	1		
13	23492-MGZ-J00	COLLAR, 25X28X12	1	1	1	1		
14	23501-MJE-D00	GEAR, COUNTERSHAFT FIFTH(36T)	1	1	1	1		
15	23511-MJE-D00	GEAR, MAINSHAFT SIXTH(28T) ..	1	1	1	1		
16	23512-MV9-670	COLLAR, SPLINE, 25X28X13	1	1	1	1		
17	23521-MJE-D00	GEAR, COUNTERSHAFT SIXTH(34T)	1	1	1	1		
18	23801-MJE-D00	SPROCKET COMP., DRIVE(15T) ...	1	1	1	1		
19	24261-283-000	PIN, GEARSHIFT FORK GUIDE ...	1	1	1	1		
20	90037-422-003	BOLT, SPECIAL, 10MM	1	1	1	1		
21	90402-HA5-000	WASHER, THRUST, 24MM	1	1	1	1		
22	90451-KY2-000	WASHER, SPLINE, 25X31X1.5 ...	2	2	2	2		
23	90452-MAT-000	WASHER, SPLINE, 30X36X1.5 ...	3	3	3	3		
24	90454-KYJ-900	WASHER, SPLINE, 25X42X1.6 ...	1	1	1	1		



Ref. No.	L.O.N.	(Relative ref. Number) Description	F.R.T.
+37		.INCLUDES: Engine removal and installation	
39	2101G7	OIL SEAL, COUNTERSHAFT :LEFT . .INCLUDES: Engine removal and installation	7.6

Ref. No.	Part No.	Description	Reqd. QTY				Serial No.	Parts catalogue code
			CB650F E	CB650FA G	CB650F E	CB650FA G		
25	90455-KYJ-900	WASHER, LOCK, 25MM	1	1	1	1		
26	90456-MA6-000	WASHER, THRUST, 25MM	1	1	1	1		
27	90459-438-000	WASHER, 10.2MM	1	1	1	1		
28	90463-MAT-000	WASHER, SPLINE, 30MM	1	1	1	1		
29	90464-MAT-000	WASHER, LOCK, 30MM	1	1	1	1		
30	90469-759-000	SHIM J, FINAL REDUCTION THIRD GEAR(2.0MM)	1	1	1	1		
31	90554-MEL-000	WASHER, THRUST, 20MM	1	1	1	1		
32	90601-107-000	CIRCLIP, 25MM	2	2	2	2		
33	90604-MM5-000	CIRCLIP, 30MM	3	3	3	3		
34	90606-MM5-000	RING, SNAP, 62MM	1	1	1	1		
35	91001-464-003	BEARING, RADIAL BALL, 6204U (TOYO)	1	1	1	1		
36	91004-MFJ-D01	BEARING, BALL, 6305	1	1	1	1		
37	91022-KT7-003	BEARING, NEEDLE, 20MM(NTN) ..	1	1	1	1		
38	91026-MJE-D01	BEARING, NEEDLE, 24X28X10(SPL)	1	1	1	1		
39	91207-MAL-601	OIL SEAL, 40X62X8.4	1	1	1	1		
40	95701-06014-00	BOLT, FLANGE, 6X14	3	3	3	3		





MJEEE1600

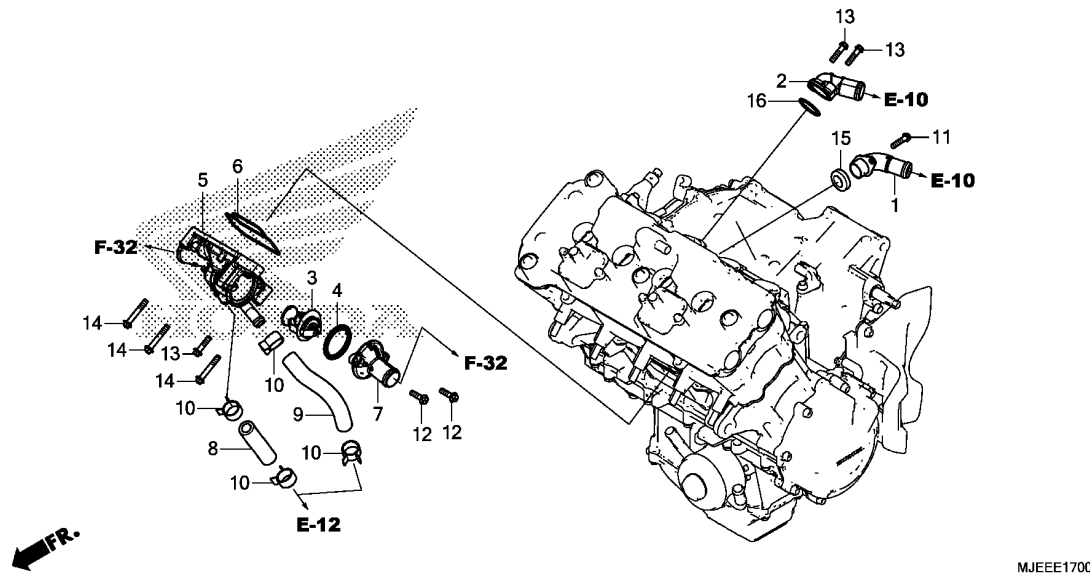
Ref. No.	L.O.N.	(Relative ref. Number) Description	F.R.T.
2		(3,4)	
210112		FORK, GEARSHIFTINCLUDES: Engine removal and installation .NOTE: Same time for two units or more	7.7
5	2101A9	DRUM, GEARSHIFTINCLUDES: Engine removal and installation	7.7
6	2101B2	CENTER, GEARSHIFT DRUM	0.8
8	210125	STOPPER OR SPRING, SHIFT DRUM (9)	0.8
10	210122	SPINDLE, GEARSHIFT	0.8
20	1101F9	OIL SEAL, GEARSHIFT SPINDLE ..	0.8

Ref. No.	Part No.	Description	Reqd. QTY				Serial No.	Parts catalogue code
			CB650F E	CB650FA G	CB650F E	CB650FA G		
1	14623-MV1-000	PLATE, TENSIONER SETTING	1	1	1	1		
2	24211-MJE-D00	FORK, R. GEARSHIFT	1	1	1	1		
3	24212-MJE-D00	FORK, GEARSHIFT CENTER	1	1	1	1		
4	24213-MJE-D00	FORK, L. GEARSHIFT	1	1	1	1		
5	24310-MJE-D00	DRUM COMP., GEARSHIFT	1	1	1	1		
6	24315-MJE-D00	CENTER COMP., SHIFT DRUM	1	1	1	1		
7	24321-MAS-000	SHAFT, GEARSHIFT FORK	1	1	1	1		
8	24430-MGZ-J00	STOPPER COMP., GEARSHIFT DRUM	1	1	1	1		
9	24435-MJE-D00	SPRING, SHIFT DRUM STOPPER ..	1	1	1	1		
10	24610-MJE-D00	SPINDLE COMP., GEARSHIFT	1	1	1	1		
11	24612-MAL-600	PLATE, SPINDLE	1	1	1	1		
12	24651-MBB-000	SPRING, SHIFT RETURN	1	1	1	1		
13	24652-MGZ-J00	PIN, SHIFT RETURN SPRING	1	1	1	1		
14	90021-MGZ-J00	BOLT-WASHER, 6X12	2	2	2	2		
15	90023-MGZ-J00	PIVOT, SHIFT DRUM STOPPER ARM	1	1	1	1		
16	90417-360-000	WASHER, DRUM STOPPER	1	1	1	1		
17	90451-155-000	WASHER, 14MM	2	2	2	2		
18	91008-MFJ-D01	BEARING, SPECIAL BALL, 6500 ..	1	1	1	1		
19	91106-MCF-003	BEARING, NEEDLE, 14X22X16 ...	1	1	1	1		
20	91203-KSP-911	OIL SEAL, 14X22X5(ARAI)	1	1	1	1		
21	94510-14000	CIRCLIP, EXTERNAL, 14MM	1	1	1	1		
22	95701-06014-000	BOLT, FLANGE, 6X14	2	2	2	2		
23	96220-40080	ROLLER, 4X8	1	1	1	1		
24	96600-08020-10	BOLT, SOCKET, 8X20	1	1	1	1		

E-17

THERMOSTAT

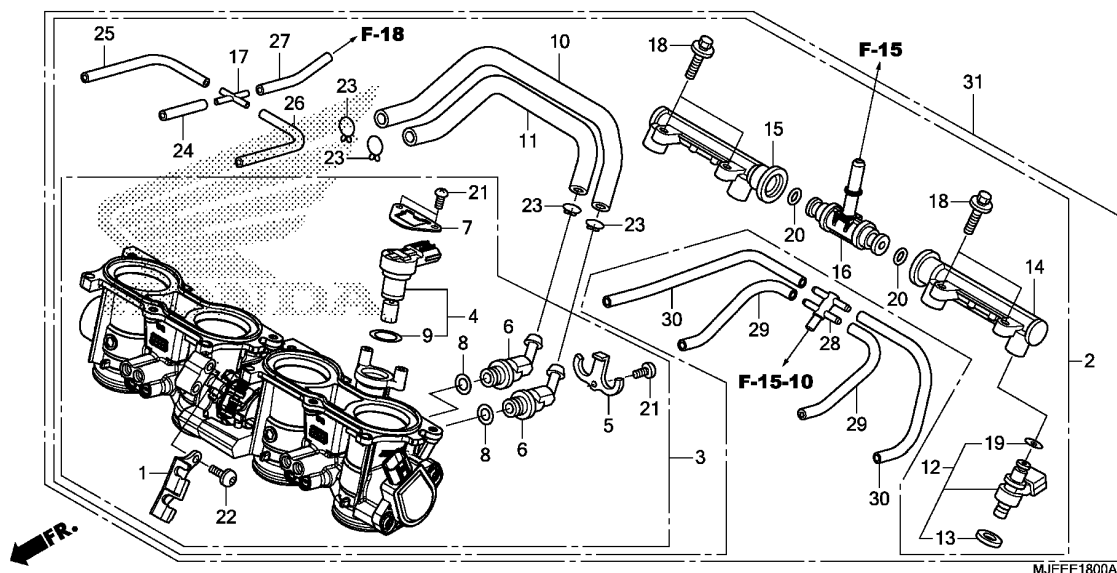
F 5



Ref. No.	L.O.N.	(Relative ref. Number) Description	F.R.T.
1		(15)	
1141D8		JOINT A, WATER	1.8
2		(16)	
1141D9		JOINT B, WATER	1.8
3		(4)	
114116		THERMOSTAT	0.7
5		(6)	
114117		CASE, THERMOSTAT	1.3
7		COVER, THERMOSTAT	0.7
8		HOSE C, WATER	1.3
9		HOSE D, WATER	0.6

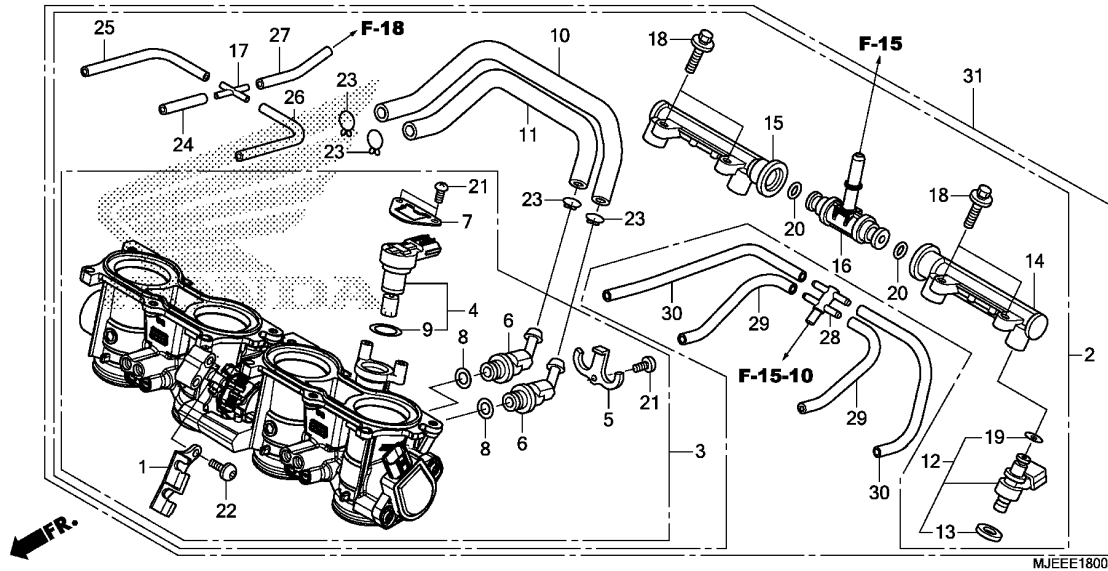
Ref. No.	Part No.	Description	Reqd. QTY				Serial No.	Parts catalogue code
			CB650F		CB650FA			
			E	G	E	G		
1	19060-MJE-D00	JOINT COMP., WATER	1	1	1	1		
2	19063-MJE-D00	JOINT, WATER	1	1	1	1		
3	19300-MCJ-003	THERMOSTAT	1	1	1	1		
4	19305-MGZ-J01	RUBBER, THERMOSTAT	1	1	1	1		
5	19310-MJE-D00	CASE COMP., THERMOSTAT	1	1	1	1		
6	19312-MJE-D00	GASKET, THERMOSTAT CASE	1	1	1	1		
7	19315-MJE-D00	COVER, THERMOSTAT	1	1	1	1		
8	19527-MJE-D00	HOSE C, WATER	1	1	1	1		
9	19528-MJE-D00	HOSE D, WATER	1	1	1	1		
10	19535-MGZ-J00	CLIP, WATER HOSE(D21)	4	4	4	4		
11	90005-MGZ-J00	BOLT, FLANGE, 6X14(NSHF)	2	2	2	2		
12	90011-KYJ-900	BOLT, FLANGE, 6X22(NSHF)	2	2	2	2		
13	90012-KYJ-900	BOLT, FLANGE, 6X25(NSHF)	3	3	3	3		
14	90014-KYJ-900	BOLT, FLANGE, 6X40(NSHF)	3	3	3	3		
15	91315-MB0-013	SEAL, WATER PIPE	1	1	1	1		
16	91356-425-003	O-RING, 30MM	1	1	1	1		

2



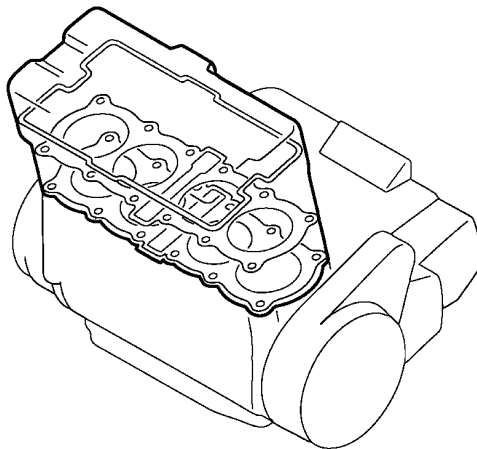
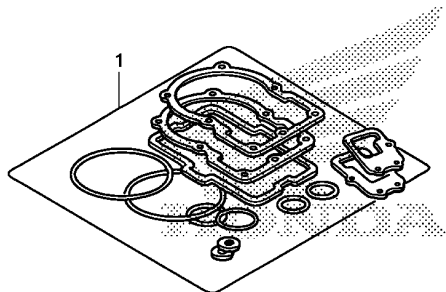
Ref. No.	L.O.N.	(Relative ref. Number) Description	F.R.T.
2		(31)	
311132		BODY ASSY., THROTTLE	1.4
3		BODY, THROTTLE	1.5
4		(9)	
3111N5		VALVE, IDLE AIR CONTROL	1.0
12		(13,19)	
311145		INJECTOR, FUEL	1.3
		.NOTE: Same time for two units or more	
14		(20)	
3111C4		PIPE, FUEL :LEFT	1.2
15		(20)	
3111C5		PIPE, FUEL :RIGHT	1.2
		3111C8 PIPE, FUEL :BOTH	1.2
16		(20)	
3111C3		PIPE, FUEL FEED	1.2

Ref. No.	Part No.	Description	Reqd. QTY				Serial No.	Parts catalogue code
			CB650F E	G	CB650FA E	G		
1	16169-MEE-013	STAY, WIRE	1	1	1	1		
2	16400-MJE-D01	BODY ASSY., THROTTLE(GQ8GA A)	1	1	1	1	----- 2ED,2MA,2RU,2U,3U,4ED,4U,5ED,ED,MA,RU,U	
3	16401-MJE-D01	BODY ASSY., THROTTLE	1	1	1	1	----- 2ED,2MA,2RU,2U,3U,4ED,4U,5ED,ED,MA,RU,U	
	16401-MJE-L01	THROTTLE BODY ASSY.	-	-	-	1	----- 2FO,F0	
4	16430-MJE-D01	MOTOR ASSY.	1	1	1	1		
5	16431-MFJ-D01	PLATE, JOINT	1	1	1	1		
6	16432-MFJ-D01	JOINT, IDLE AIR CONTROL VALVE	2	2	2	2		
7	16433-MEW-921	PLATE, IDLE AIR CONTROL VALVE	1	1	1	1		
8	16434-MFJ-D01	O-RING	2	2	2	2		
9	16435-MFJ-D01	O-RING, 17.8X1.9	1	1	1	1		
10	16440-MJE-D01	TUBE(A)	1	1	1	1		
11	16441-MJE-D01	TUBE(B)	1	1	1	1		
12	16450-MJE-D01	INJECTOR ASSY., FUEL	4	4	4	4		
13	16472-KPC-D50	RING, SEAL	4	4	4	4		
14	16610-MGC-D21	PIPE, FUEL(A)	1	1	1	1		
15	16620-MGC-D21	PIPE, FUEL(B)	1	1	1	1		
16	16630-MFJ-D00	T-JOINT, FUEL	1	1	1	1		
17	17201-MCZ-003	JOINT, FOUR WAY	1	1	1	1		
18	90021-MGZ-D02	BOLT, SHOULDER	4	4	4	4		
19	91301-GGL-J01	O-RING, 6.3X2.2	4	4	4	4		
20	91301-PLC-000	O-RING, 7.47X3.6	2	2	2	2		
21	93500-04008-1H	SCREW, PAN, 4X8	3	3	3	3		
22	93892-05012-18	SCREW-WASHER, 5X12	2	2	2	2		
23	95002-02139	CLIP, TUBE(B12.5)	4	4	4	4		
24	95005-35055-20	TUBE, 3.5X55(95005-35001-20M)	1	1	1	1		



Ref. No.	Part No.	Description	Reqd. QTY				Serial No.	Parts catalogue code
			CB650F E	G	CB650FA E	G		
25	95005-35095-20	TUBE, 3.5X95 (95005-35001-20M)	1	1	1	1		
26	95005-35125-20	TUBE, 3.5X125 (95005-35001-20M)	1	1	1	1		
27	95005-35140-20	TUBE, 3.5X140 (95005-35001-20M)	1	1	1	1		
28	16180-ME5-761	T-JOINT	-	-	-	1	----- 2F0,F0	
29	16196-MBW-L11	TUBE	-	-	-	2	----- 2F0,F0	
30	16197-MFJ-L01	TUBE	-	-	-	2	----- 2F0,F0	
31	16400-MJE-L01	THROTTLE BODY ASSY.(GQ8GB A)	-	-	-	1	----- 2F0,F0	





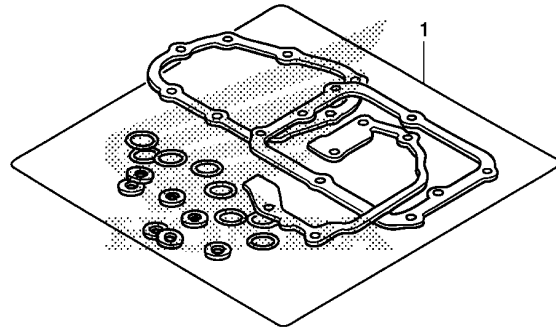
MJEEX0100

FR.

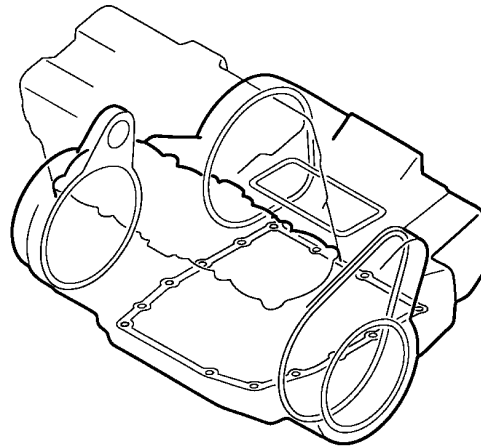
Ref. L.O.N. (Relative ref. Number) F.R.T.
No. Description

NO INFORMATION

Ref. No.	Part No.	Description	Reqd. QTY				Serial No.	Parts catalogue code
			CB650F E	G	CB650FA E	G		
1	06111-MJE-D00	GASKET KIT A	1	-	1	1	-----	2ED,2U,3U,4ED,4U,5ED,ED,U
	12251-MJE-D01	GASKET, CYLINDER HEAD	1	-	1	1	-----	2ED,2U,3U,4ED,4U,5ED,ED,U
	12391-MJE-D00	GASKET COMP., CYLINDER HEAD COVER	1	-	1	1	-----	2ED,2U,3U,4ED,4U,5ED,ED,U
	12395-MBW-003	GASKET, PLUG HOLE	4	-	4	4	-----	2ED,2U,3U,4ED,4U,5ED,ED,U
	14523-MJE-D00	GASKET, TENSIONER HOLE	1	-	1	1	-----	2ED,2U,3U,4ED,4U,5ED,ED,U
	18291-MN4-920	GASKET, EX. PIPE	4	-	4	4	-----	2ED,2U,3U,4ED,4U,5ED,ED,U
	19305-MGZ-J01	RUBBER, THERMOSTAT	1	-	1	1	-----	2ED,2U,3U,4ED,4U,5ED,ED,U
	19312-MJE-D00	GASKET, THERMOSTAT CASE	1	-	1	1	-----	2ED,2U,3U,4ED,4U,5ED,ED,U
	90442-397-000	WASHER, SEALING, 6MM	1	-	1	1	-----	2ED,2U,3U,4ED,4U,5ED,ED,U
	90463-ML7-000	WASHER, SEALING, 6.5MM	8	-	8	8	-----	2ED,2U,3U,4ED,4U,5ED,ED,U
	90543-MV9-670	RUBBER, MOUNTING	4	-	4	4	-----	2ED,2U,3U,4ED,4U,5ED,ED,U
	90544-439-930	PACKING(SHOWA)	1	-	1	1	-----	2ED,2U,3U,4ED,4U,5ED,ED,U



FR.



MJEEX0200

Ref. L.O.N. (Relative ref. Number) F.R.T.
No. Description

NO INFORMATION

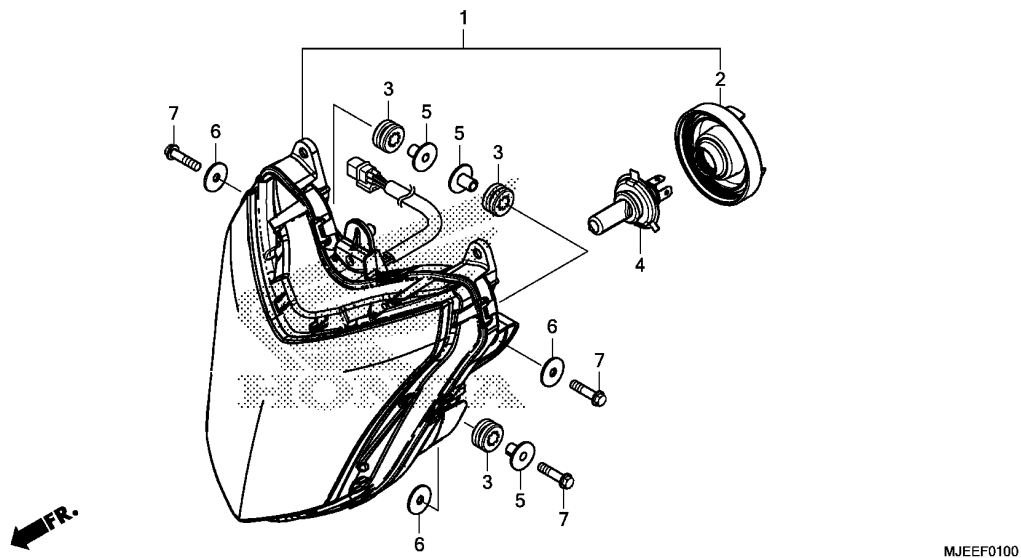
Ref. No.	Part No.	Description	Reqd. QTY		Serial No.	Parts catalogue code
			CB650F E G	CB650FA E G		
1	06112-MJE-D01	GASKET KIT B	1	- 1	1	2ED,2U,3U,4ED,4U,5ED,ED,U
	15154-MAT-000	PACKING, OIL STRAINER	1	- 1	1	2ED,2U,3U,4ED,4U,5ED,ED,U
	19226-MJE-D00	GASKET, WATER PUMP BODY	1	- 1	1	2ED,2U,3U,4ED,4U,5ED,ED,U
	90402-MFJ-D01	WASHER, SEALING, 34.5MM	1	- 1	1	2ED,2U,3U,4ED,4U,5ED,ED,U
	90443-MJ6-000	WASHER, NEUTRAL	1	- 1	1	2ED,2U,3U,4ED,4U,5ED,ED,U
	90463-ML7-000	WASHER, SEALING, 6.5MM	1	- 1	1	2ED,2U,3U,4ED,4U,5ED,ED,U
	91301-ML7-003	O-RING, 48.1X3.6(ARAI)	1	- 1	1	2ED,2U,3U,4ED,4U,5ED,ED,U
	91301-PC0-003	O-RING, 13.8X1.9	1	- 1	1	2ED,2U,3U,4ED,4U,5ED,ED,U
	91302-MB0-013	O-RING, 32.95X2.62(ARAI)	1	- 1	1	2ED,2U,3U,4ED,4U,5ED,ED,U
	91303-KF0-003	O-RING, 14.8X2.4(ARAI)	1	- 1	1	2ED,2U,3U,4ED,4U,5ED,ED,U
	91307-KF0-003	O-RING, 18X3(ARAI)	1	- 1	1	2ED,2U,3U,4ED,4U,5ED,ED,U
	91309-425-003	O-RING, 24.4X3.1(ARAI)	1	- 1	1	2ED,2U,3U,4ED,4U,5ED,ED,U
	91313-MB0-003	O-RING, 14.7X2.2(ARAI)	1	- 1	1	2ED,2U,3U,4ED,4U,5ED,ED,U
	91315-MB0-013	SEAL, WATER PIPE	1	- 1	1	2ED,2U,3U,4ED,4U,5ED,ED,U
	91354-MEJ-641	O-RING, OIL COOLER	1	- 1	1	2ED,2U,3U,4ED,4U,5ED,ED,U
	91356-425-003	O-RING, 30MM	1	- 1	1	2ED,2U,3U,4ED,4U,5ED,ED,U
	94109-12000	WASHER, DRAIN PLUG, 12MM	1	- 1	1	2ED,2U,3U,4ED,4U,5ED,ED,U
	06112-MJE-D00	GASKET KIT B	1	- 1	-	2ED,2U,4ED,5ED,ED,U

2

F-1

HEADLIGHT

G 1



Ref. No.	L.O.N.	(Relative ref. Number) Description	F.R.T.
1	6161A7	HEADLIGHT UNIT	0.4
4	616118	BULB, HEADLIGHT	0.1

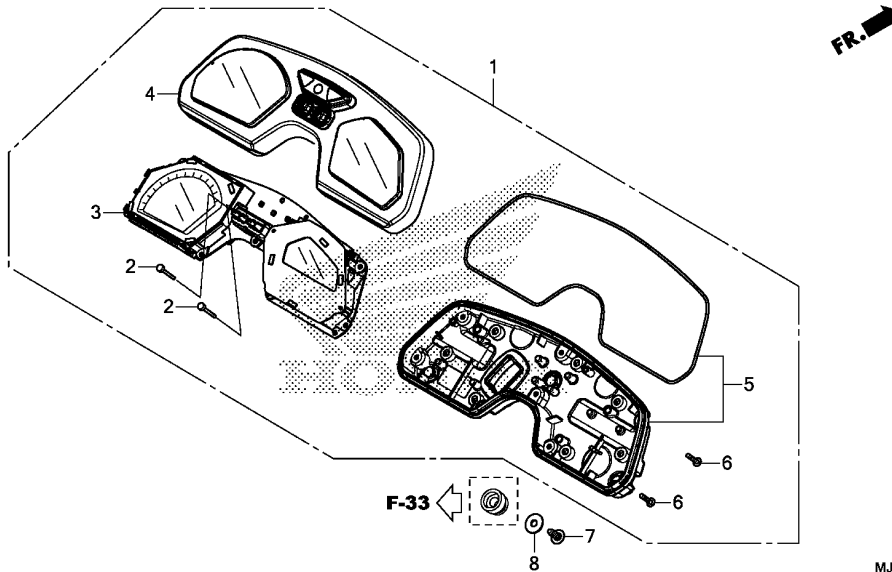
3

Ref. No.	Part No.	Description	Reqd. QTY				Serial No.	Parts catalogue code
			CB650F E	G	CB650FA E	G		
1	33110-MJE-D01	HEADLIGHT UNIT	1	1	1	1		
2	33126-S0A-003	COVER, RUBBER	1	1	1	1		
3	33706-KW7-900	RUBBER B, TAILLIGHT MOUNTING	3	3	3	3		
4	34901-MC7-602	BULB, HEADLIGHT(12V 60/55W) (STANLEY)	1	1	1	1		
5	61104-KZZ-900	COLLAR	3	3	3	3		
6	77302-KW7-900	WASHER, HEADLIGHT BRACKET MOUNTING	3	3	3	3		
7	96001-06025-07	BOLT, FLANGE, 6X25	3	3	3	3		

F-2

METER

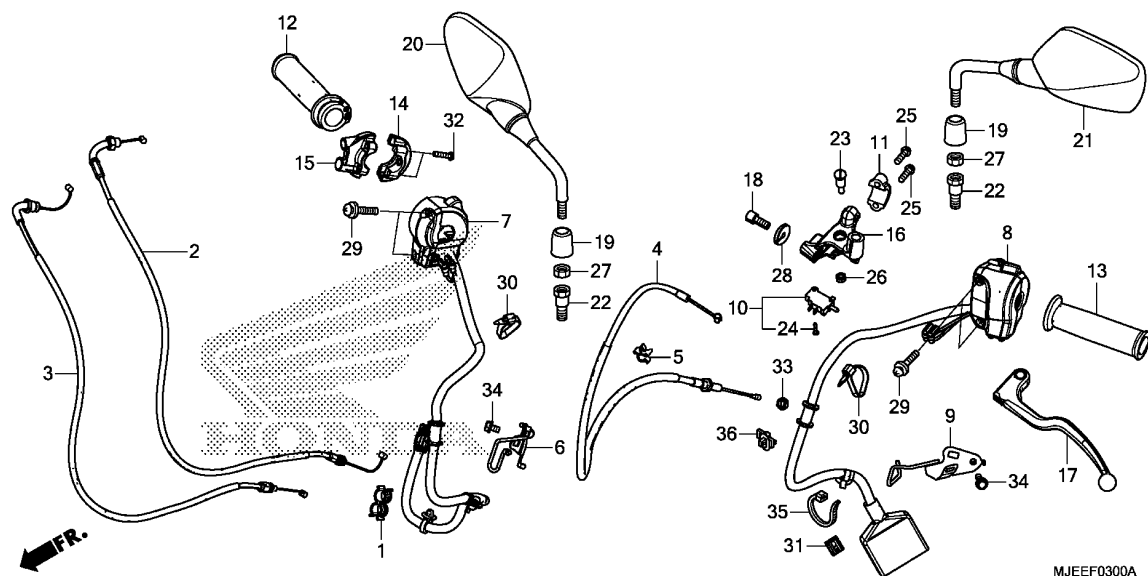
G 2



MJEEF0200

Ref. No.	L.O.N.	(Relative ref. Number) Description	F.R.T.
1	8121A1	METER ASSY., COMBINATION	0.4
3	8121A2	METER, COMBINATION	0.5
4	8121B4	CASE, METER :UPPER	0.4
5	8121B5	CASE, METER :LOWER	0.4

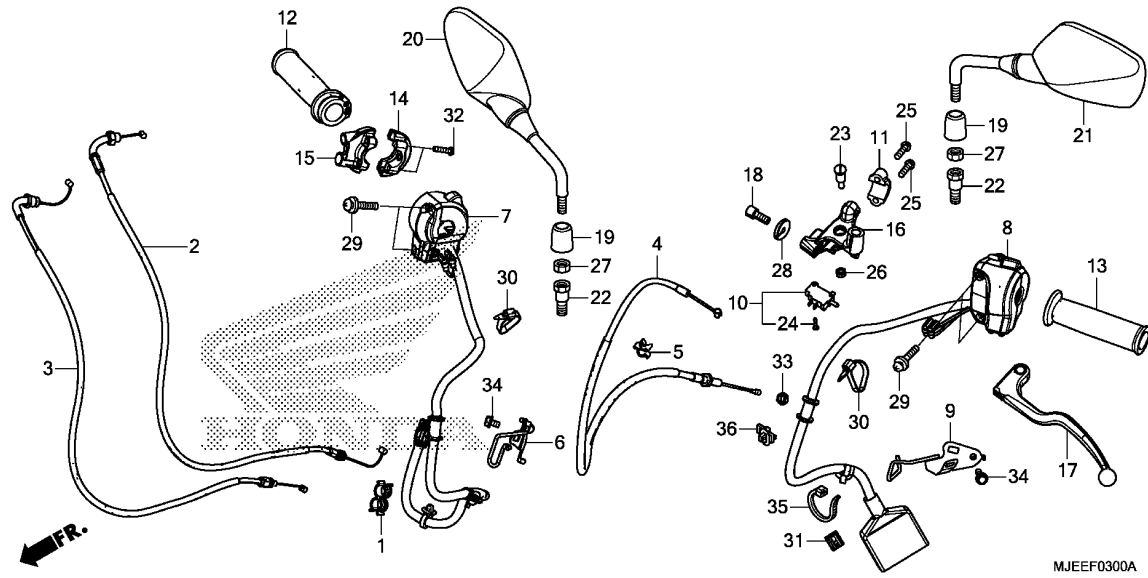
Ref. No.	Part No.	Description	Reqd. QTY				Serial No.	Parts catalogue code
			CB650F E G	CB650FA E G				
1	37100-MJE-D01	METER ASSY., COMBINATION (KPH/MPH)	1	1	-	-		
	37100-MJE-D11	-	-	1	1	----- 2ED,2RU,2U,3U,4ED,4U,5ED,ED,RU,U	
	37100-MJE-T11	METER ASSY., COMBINATION(KPH)	-	-	-	1	----- 2FO,FO	
2	37104-MJE-D01	KEY, TOP	2	2	2	2		
3	37130-MJE-D01	METER COMP., LCD(KPH/MPH) ...	1	1	-	-		
	37130-MJE-D11	-	-	1	1	----- 2ED,2RU,2U,3U,4ED,4U,5ED,ED,RU,U	
	37130-MJE-T11	METER COMP., LCD(KPH)	-	-	-	1	----- 2FO,FO	
4	37610-MJE-D01	CASE ASSY., UPPER	1	1	1	1		
5	37620-MJE-D01	CASE ASSY., UNDER	1	1	1	1		
6	93903-22420	SCREW, TAPPING, 3X16	8	8	8	8		
7	93913-25380	SCREW, TAPPING, 5X14(PO)	3	3	3	3		
8	94103-05700	WASHER, PLAIN, 5MM	3	3	3	3		



Ref. No.	L.O.N.	(Relative ref. Number) Description	F.R.T.
2	(3)		
2	811100	CABLE, THROTTLE	1.2
		.NOTE: Same time for two units	
4	811115	CABLE, CLUTCH	1.0
7	615120	SWITCH, STARTER KILL	1.1
8	615118	SWITCH, WINKER	1.1
10	6151A9	SWITCH, CLUTCH	0.1
12	810150	GRIP, THROTTLE	0.3
13	8101C0	GRIP, HANDLE :LEFT	0.1
15	810155	HOUSING, THROTTLE	0.4
16	8101C8	BRACKET, HANDLE LEVER :LEFT ..	0.2
17	8101C6	LEVER, HANDLE :LEFT	0.1
	8101F5	LEVER, HANDLE :BOTH	0.2

MJEEF0300A

Ref. No.	Part No.	Description	Reqd. QTY				Serial No.	Parts catalogue code
			CB650F E	CB650FA G	CB650F E	CB650FA G		
1	17450-KY7-740	CLIP, TUBE	-	-	1	1		
2	17910-MJE-D41	CABLE COMP. A, THROTTLE	1	1	1	1		
3	17920-MJE-D41	CABLE COMP. B, THROTTLE	1	1	1	1		
4	22870-MJE-D41	CABLE COMP., CLUTCH	1	1	1	1		
5	32172-GJ1-003	CLIP B, HARNESS	1	1	1	1		
6	35106-MJE-D00	GUIDE COMP., CABLE	1	1	1	1		
7	35130-MJE-D41	SWITCH ASSY., ENGINE STOP ...	1	1	1	1		
8	35200-MJE-D42	SWITCH ASSY., WINKER	1	1	1	1		
9	35205-MJE-D40	STAY, L. CLIP	1	1	1	1		
10	35335-MCJ-751	SWITCH SET, CLUTCH	1	1	1	1		
11	45517-KCW-870	HOLDER, MASTER CYLINDER	1	1	1	1		
12	53140-MGS-D30	GRIP COMP., THROTTLE	1	1	1	1		
13	53150-MGS-D30	GRIP, L. HANDLE	1	1	1	1		
14	53167-MGS-D30	HOUSING, UPPER THROTTLE	1	1	1	1		
15	53168-MGS-D30	HOUSING, UNDER THROTTLE	1	1	1	1		
16	53172-MJE-D00	HOLDER, CLUTCH LEVER	1	1	1	1		
17	53178-MJE-D00	LEVER COMP., L. HANDLE	1	1	1	1		
18	53192-MJE-D00	BOLT, WIRE ADJUSTING	1	1	1	1		
19	88130-MJE-D40	COVER, LOCK NUT	2	2	2	2		
20	88210-MJE-D40	MIRROR COMP., R. BACK	1	1	1	1		
21	88220-MJE-D40	MIRROR COMP., L. BACK	1	1	1	1		
22	90104-MJE-D40	BOLT, ADAPTER, 10MM	2	2	2	2		
23	90113-438-000	BOLT, L. STEERING HANDLE LEVER PIVOT	1	1	1	1		
24	90124-MCJ-752	SCREW, FLAT, 3X16	1	1	1	1		



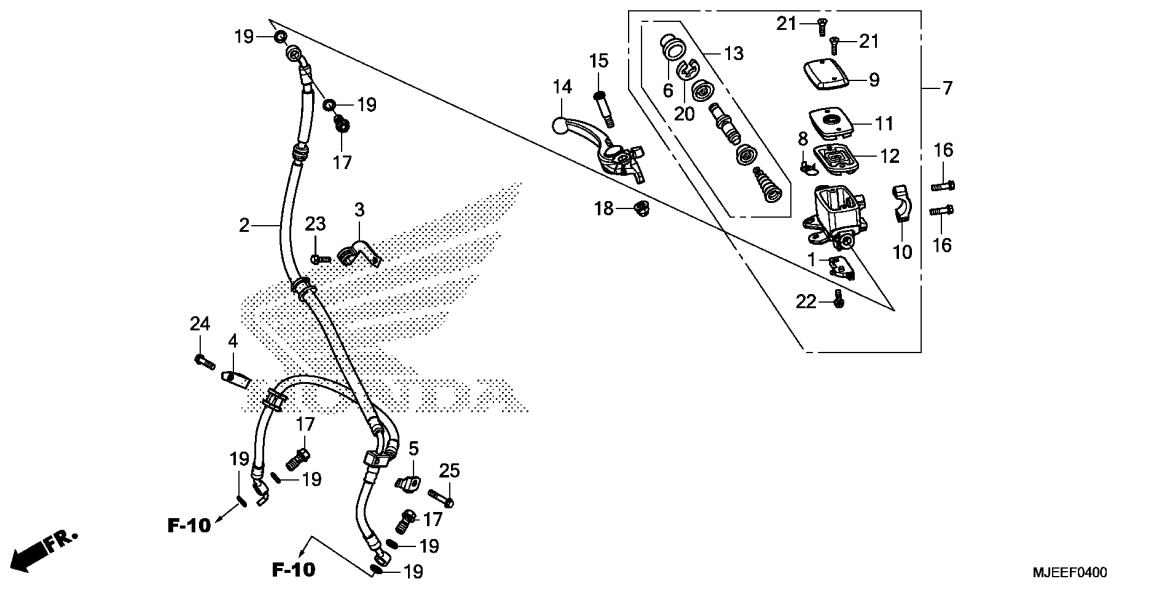
MJEEF0300A

Ref. No.	Part No.	Description	Reqd. QTY				Serial No.	Parts catalogue code
			CB650F E	G	CB650FA E	G		
25	90131-MJE-D00	BOLT, FLANGE, 6X22	2	2	2	2		
26	90301-782-000	NUT, U, 6MM	1	1	1	1		
27	90310-MJE-D40	NUT, HEX., 10MM	2	2	2	2		
28	90321-KT7-760	NUT, FIXING	1	1	1	1		
29	90508-MGS-D30	SCREW-WASHER, 5X16	4	4	4	4		
30	90650-KW3-000	BAND, WIRE	2	2	2	2		
31	91554-SM4-003	HOLDER, BRACKET(RED)	1	1	1	1		
32	93500-05022-0G	SCREW, PAN, 5X22	2	2	2	2		
33	94002-08070-0S	NUT, HEX., 8MM	1	1	1	1		
34	95701-06010-08	BOLT, FLANGE, 6X10	2	2	2	2		
35	90650-KV6-003	BAND, WIRE, 95MM	1	1	1	1		
36	91565-SOX-003	CLIP, COUPLER(DARK GREEN) ...	1	1	1	1		

F-4

FR. BRAKE MASTER CYLINDER(CB650F)

G 5



Ref. No.	L.O.N.	(Relative ref. Number) Description	F.R.T.
1	6151B2	SWITCH, FRONT STOP	0.1
2	7121T6	HOSE A, FRONT BRAKE(A)	0.4
		.INCLUDES: Bleed brakes	
7	712105	CYLINDER, FRONT BRAKE MASTER .	0.4
		.INCLUDES: Bleed brakes	
12	7121G6	DIAPHRAGM, FRONT BRAKE MASTER	
		CYLINDER	0.1
13	7121G9	PISTON SET, FRONT BRAKE MASTER	0.4
		.INCLUDES: Bleed brakes	
14	8101C7	LEVER, HANDLE :RIGHT	0.1
	8101F5	LEVER, HANDLE :BOTH	0.2

MJEEF0400

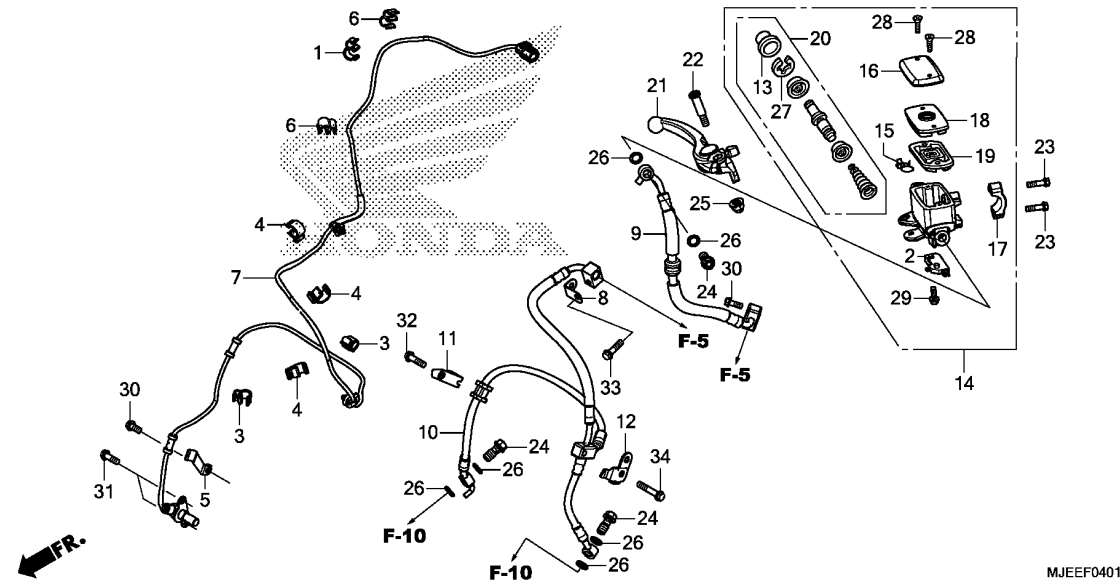
3

Ref. No.	Part No.	Description	Reqd. QTY		Serial No.	Parts catalogue code
			CB650F E G	CB650FA E G		
1	35340-MGS-D31	SWITCH ASSY., FR. STOP	1	1	-	-
2	45125-MJE-D41	HOSE COMP., FR. BRAKE	1	1	-	-
3	45155-MGZ-J00	CLAMPER A, FR. BRAKE HOSE ...	1	1	-	-
4	45156-MJE-D00	CLAMPER A, FR. BRAKE HOSE ...	1	1	-	-
5	45158-MJE-D00	STAY, FR. BRAKE HOSE	1	1	-	-
6	45504-410-003	BOOT COMP.	1	1	-	-
7	45510-MJE-D01	CYLINDER SUB ASSY., FR. MASTER (NISSIN)	1	1	-	-
8	45512-MA6-006	PROTECTOR	1	1	-	-
9	45513-MM5-016	CAP, MASTER CYLINDER(NISSIN)	1	1	-	-
10	45517-166-006	HOLDER, MASTER CYLINDER	1	1	-	-
11	45518-MM5-006	PLATE, DIAPHRAGM	1	1	-	-
12	45520-MM5-006	DIAPHRAGM	1	1	-	-
13	45530-471-831	CYLINDER SET, MASTER	1	1	-	-
14	53170-MJE-D01	LEVER ASSY., R. HANDLE	1	1	-	-
15	90114-MA5-671	BOLT, HANDLE LEVER PIVOT	1	1	-	-
16	90131-MJE-D00	BOLT, FLANGE, 6X22	2	2	-	-
17	90145-MS9-612	BOLT, OIL, 10X22	3	3	-	-
18	90202-KCW-870	NUT, CAP, 6MM	1	1	-	-
19	90545-300-000	WASHER, OIL BOLT	6	6	-	-
20	90651-MA5-671	CIRCLIP	1	1	-	-
21	93600-04012-1G	SCREW, FLAT, 4X12	2	2	-	-
22	93893-04012-17	SCREW-WASHER, 4X12	1	1	-	-
23	96001-06012-07	BOLT, FLANGE, 6X12	1	1	-	-
24	96001-06020-07	BOLT, FLANGE, 6X20	1	1	-	-
25	96001-06035-07	BOLT, FLANGE, 6X35	1	1	-	-

F-4-1

FR. BRAKE MASTER CYLINDER(CB650FA)

G 6



Ref. No.	L.O.N.	(Relative ref. Number) Description	F.R.T.
2	6151B2	SWITCH, FRONT STOP	0.1
7	617196	SENSOR, WHEEL SPEED :FRONT ...	0.8
9	712127	HOSE A, FRONT BRAKE	1.3
10	712128	HOSE B, FRONT BRAKE	0.4
14	712105	CYLINDER, FRONT BRAKE MASTER .	0.4
19	7121G6	DIAPHRAGM, FRONT BRAKE MASTER CYLINDER	0.1
20	7121G9	PISTON SET, FRONT BRAKE MASTER .	0.4
21	8101C7	LEVER, HANDLE :RIGHT	0.1
	8101F5	LEVER, HANDLE :BOTH	0.2

MJEEF0401

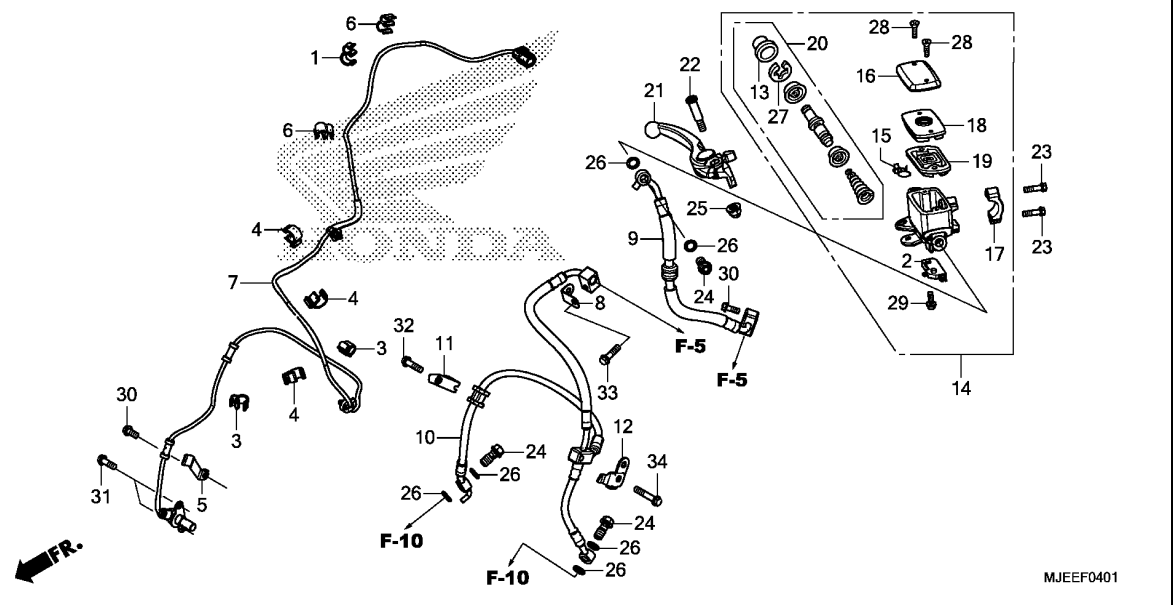
Ref. No.	Part No.	Description	Reqd. QTY		Serial No.	Parts catalogue code
			CB650F E G	CB650FA E G		
1	11152-KS4-003	CLAMP, PIPE	-	1	1	
2	35340-MGS-D31	SWITCH ASSY., FR. STOP	-	1	1	
3	38516-MGE-003	CLAMP, ABS CORD(D8.5)	-	2	2	
4	38517-MGE-003	CLAMP, ABS CORD(12)	-	3	3	
5	38517-MGS-D80	CLAMPER, SENSOR CORD	-	1	1	
6	38517-MJE-D10	CLAMP, ABS CORD	-	2	2	
7	38520-MJE-D11	SENSOR, FR. WHEEL SPEED	-	1	1	
8	38550-MJE-D10	STAY, SENSOR CORD	-	1	1	
9	45125-MJE-D51	HOSE COMP. A, FR. BRAKE	-	1	1	
10	45126-MJE-D11	HOSE COMP. B, FR. BRAKE	-	1	1	
11	45156-MJE-D10	CLAMPER A, FR. BRAKE HOSE ...	-	1	1	
12	45158-MJE-D10	STAY, FR. BRAKE HOSE	-	1	1	
13	45504-410-003	BOOT COMP.	-	1	1	
14	45510-MJE-D01	CYLINDER SUB ASSY., FR. MASTER (NISSIN)	-	1	1	
15	45512-MA6-006	PROTECTOR	-	1	1	
16	45513-MM5-016	CAP, MASTER CYLINDER(NISSIN)	-	1	1	
17	45517-166-006	HOLDER, MASTER CYLINDER	-	1	1	
18	45518-MM5-006	PLATE, DIAPHRAGM	-	1	1	
19	45520-MM5-006	DIAPHRAGM	-	1	1	
20	45530-471-831	CYLINDER SET, MASTER	-	1	1	
21	53170-MJE-D01	LEVER ASSY., R. HANDLE	-	1	1	
22	90114-MA5-671	BOLT, HANDLE LEVER PIVOT	-	1	1	
23	90131-MJE-D00	BOLT, FLANGE, 6X22	-	2	2	
24	90145-MS9-612	BOLT, OIL, 10X22	-	3	3	

3

F-4-1

FR. BRAKE MASTER CYLINDER(CB650FA)

G 7



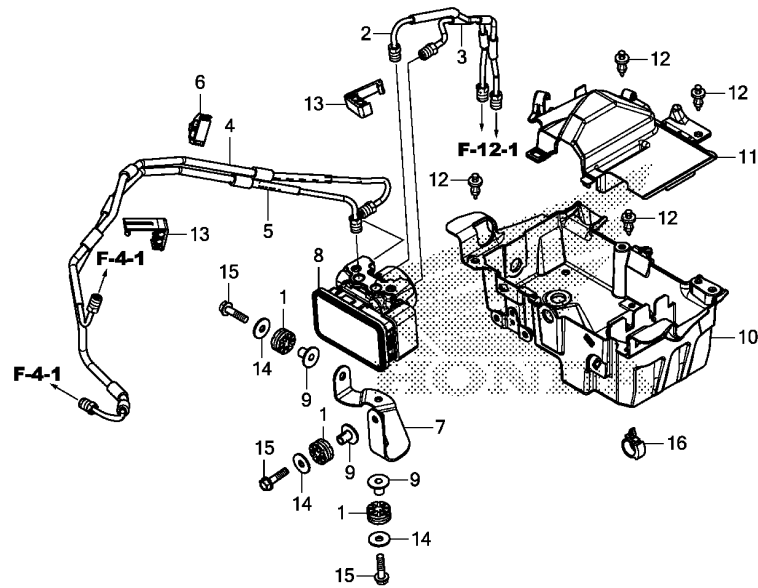
Ref. No.	Part No.	Description	Reqd. QTY		Serial No.	Parts catalogue code
			CB650F E G	CB650FA E G		
25	90202-KCW-870	NUT, CAP, 6MM	-	-	1	1
26	90545-300-000	WASHER, OIL BOLT	-	-	6	6
27	90651-MA5-671	CIRCLIP	-	-	1	1
28	93600-04012-1G	SCREW, FLAT, 4X12	-	-	2	2
29	93893-04012-17	SCREW-WASHER, 4X12	-	-	1	1
30	96001-06012-07	BOLT, FLANGE, 6X12	-	-	2	2
31	96001-06016-00	BOLT, FLANGE, 6X16	-	-	2	2
32	96001-06020-07	BOLT, FLANGE, 6X20	-	-	1	1
33	96001-06025-07	BOLT, FLANGE, 6X25	-	-	1	1
34	96001-06035-07	BOLT, FLANGE, 6X35	-	-	1	1

3

F-5

ABS MODULATOR/TRAY

G 8



MJEEF0500A

Ref. No.	L.O.N.	(Relative ref. Number) Description	F.R.T.
2	7121D7	PIPE A, REAR BRAKEINCLUDES: Bleed brakes	0.8
3	7121D8	PIPE B, REAR BRAKEINCLUDES: Bleed brakes	0.8
4	7121C7	PIPE A, FRONT BRAKEINCLUDES: Bleed brakes	1.4
5	7121C8	PIPE B, FRONT BRAKEINCLUDES: Bleed brakes	1.5
8	7111H1	MODULATOR, ABSINCLUDES: Bleed brakes	2.1
10	7111Q0	CASE, ABS MODULATORINCLUDES: Bleed brakes	2.6
11	7111M9	COVER, ABS MODULATORINCLUDES: Bleed brakes	0.5

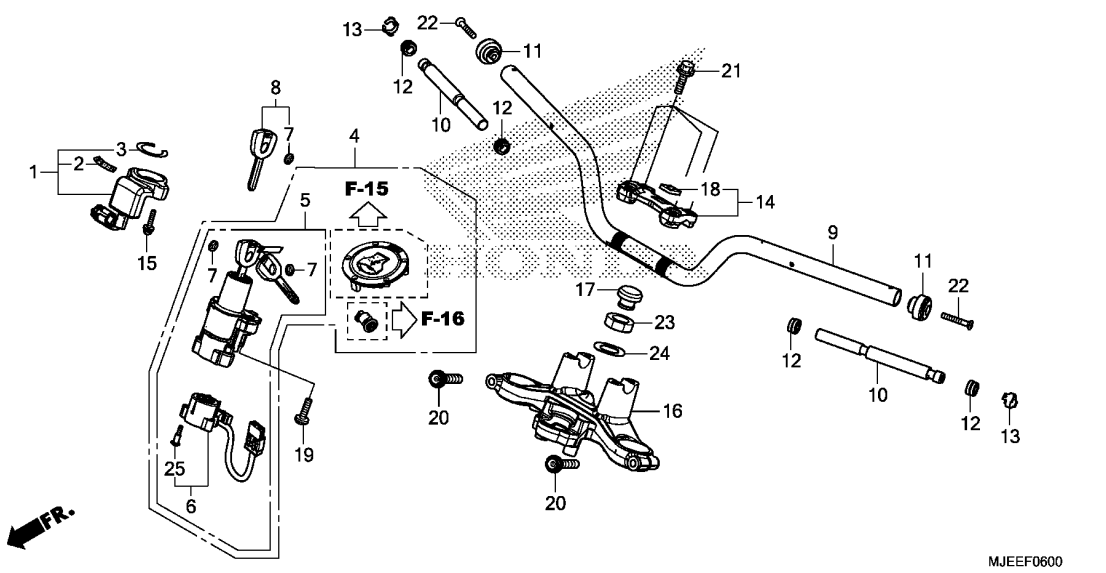
Ref. No.	Part No.	Description	Reqd. QTY		Serial No.	Parts catalogue code
			CB650F E G	CB650FA E G		
1	33705-KW7-900	RUBBER A, TAILLIGHT MOUNTING	-	-	3	3
2	43311-MJE-D10	PIPE COMP. A, RR. BRAKE	-	-	1	1
3	43312-MJE-D10	PIPE COMP. B, RR. BRAKE	-	-	1	1
4	45131-MJE-D10	PIPE COMP. A, FR. BRAKE	-	-	1	1
5	45132-MJE-D10	PIPE COMP. B, FR. BRAKE	-	-	1	1
6	46392-TF0-003	CLIP, BRAKE PIPE	-	-	1	1
7	50345-MJE-D10	STAY, ABS MODULATOR	-	-	1	1
8	57110-MJE-D12	MODULATOR ASSY.	-	-	1	1
9	61102-KTY-D30	COLLAR, RADIATOR MOUNTING	-	-	3	3
10	80111-MJE-D00	TRAY, ABS MODULATOR	1	1	-	-
	80111-MJE-D10	-	-	1	1
	80110-MJE-L10	TRAY COMP., ABS MODULATOR	-	-	1	1
11	80120-MJE-D00	COVER, ABS MODULATOR	1	1	1	1
12	90116-MCS-G00	RIVET, PUSH	4	4	4	4
13	90661-KVK-B11	CLIP, BRAKE PIPE(6.9X2)	-	-	2	2
14	94103-06700	WASHER, PLAIN, 6MM	-	-	3	3
15	95701-06025-07	BOLT, FLANGE, 6X25	-	-	3	3
16	90684-ZA0-601	CLIP, HARNESS	-	-	1	1

3

F-6

HANDLE PIPE/TOP BRIDGE

G 9

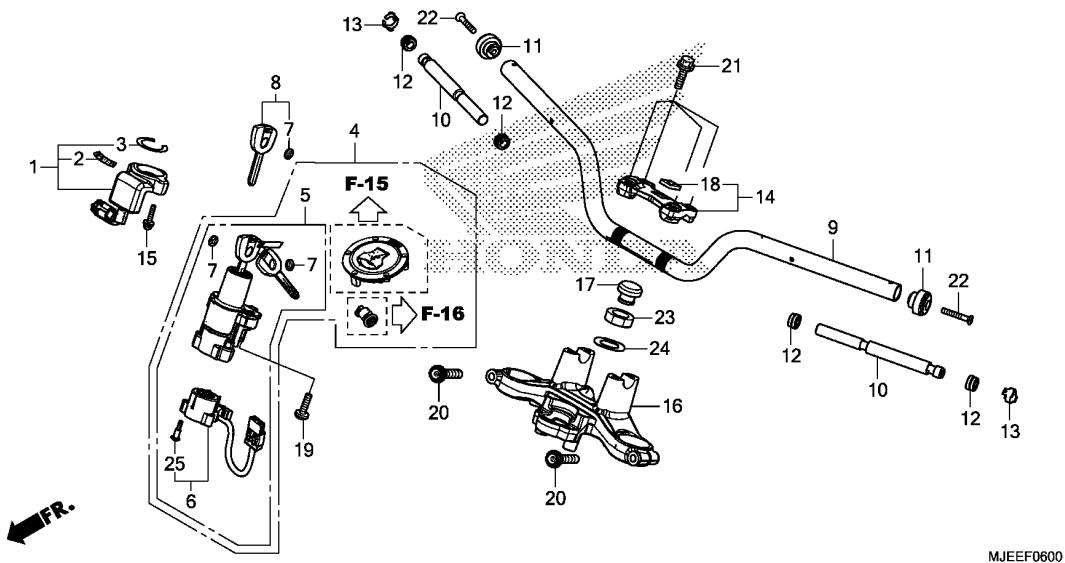


Ref. No.	L.O.N.	(Relative ref. Number) Description	F.R.T.
1	6141A2	RECEIVER UNIT, IMMOBILIZER ...	0.8
4	6151A1	KEY SET	1.4
5	6151A5	SWITCH, COMBINATION & LOCKINCLUDES: HISS memorization	1.2
6	6151C2	BASE, CONTACT	0.8
9	810100	PIPE, STEERING HANDLE	0.5
10		(12,13)	
	8101D6	WEIGHT B, HANDLE :LEFT	0.2
	8101D7	WEIGHT B, HANDLE :RIGHT	0.4
	8101D8	WEIGHT B, HANDLE :BOTH	0.5
16	510110	BRIDGE, FORK TOP	0.9

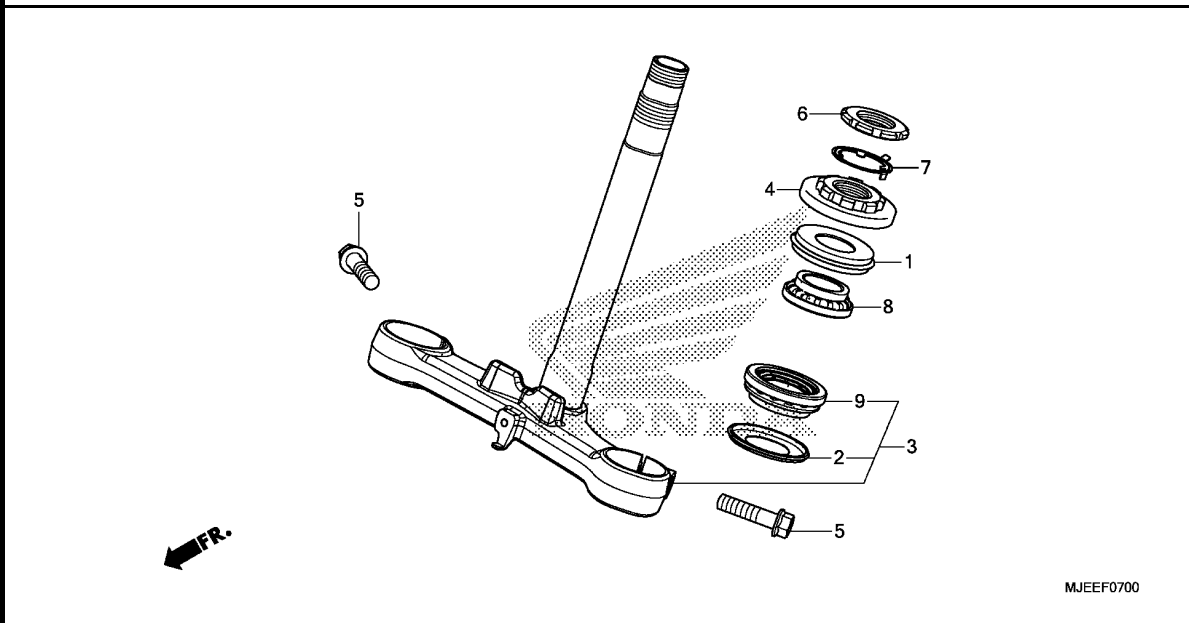
MJEEF0600

Ref. No.	Part No.	Description	Reqd. QTY				Serial No.	Parts catalogue code
			CB650F E	CB650FA G	CB650F E	CB650FA G		
1	30430-MJE-D41	RECEIVER UNIT	1	1	1	1	-----2MA,2RU,2U,3U,4U,MA,RU,U	
	30430-MJE-306	RECEIVER UNIT SET	1	-	1	-	-----2ED,4ED,5ED,ED	
	30430-MJE-H40	RECEIVER UNIT	-	-	-	1	-----2FO,FO	
2	30432-MBW-E02	MARK, RECEIVER(HONDA LOCK) ..	1	1	1	1		
3	30433-MBW-602	SEAL, IGNITION SWITCH	1	1	1	1		
4	35010-MJE-D40	KEY SET	1	1	1	1		
5	35100-MJE-D41	SWITCH ASSY., COMBINATION & LOCK	1	1	1	1		
6	35101-MJE-D41	BASE COMP., CONTACT	1	1	1	1		
7	35113-MJE-D00	EMBLEM, KEY	4	4	4	4		
			(2)	(2)	(2)	(2)		
8	35121-MJE-D02	KEY, BLANK	(1)	(1)	(1)	(1)		
9	53100-MJE-D40	PIPE, STEERING HANDLE	1	1	1	1		
10	53104-KYJ-900	WEIGHT B, STEERING HANDLE ...	2	2	2	2		
11	53104-MJE-D40	WEIGHT, STEERING HANDLE	2	2	2	2		
12	53107-MY1-000	RUBBER B, HANDLE WEIGHT	4	4	4	4		
13	53108-KR3-770	RING, HANDLE WEIGHT SNAP	2	2	2	2		
14	53130-MGS-D30ZB	HOLDER ASSY., HANDLE UPPER *NH303M*	1	1	1	1		
		MAT AXIS GRAY METALLIC	1	1	1	1		
15	53192-MFL-000	SCREW-WASHER, 5X25	2	2	2	2		
16	53230-MJE-D40	BRIDGE, FORK TOP	1	1	1	1		
17	53232-MJ4-670	CAP, STEERING STEM NUT	1	1	1	1		
18	86150-KPG-901	EMBLEM, PRODUCT(MARUI)	1	1	1	1		
	86150-KPG-902	EMBLEM, PRODUCT(UEHARA)	1	-	1	-		
19	90107-MBG-000	BOLT, ONE-WAY, 8MM	2	2	2	2		

3



Ref. No.	Part No.	Description	Reqd. QTY				Serial No.	Parts catalogue code
			CB650F E	G	CB650FA E	G		
20	90108-MR7-000	BOLT, FLANGE, 8X40	2	2	2	2		
21	90111-362-000	BOLT, FLANGE, 8X36	4	4	4	4		
22	90191-MJE-D40	SCREW, OVAL, 6X40	2	2	2	2		
23	90304-KGA-900	NUT, STEERING STEM	1	1	1	1		
24	90503-KGA-900	WASHER, STEERING STEM	1	1	1	1		
25	91059-KY2-711	SCREW, TAPPING, 3X16	3	3	3	3		



Ref. No.	L.O.N.	(Relative ref. Number) Description	F.R.T.
3	510100	STEM OR SHAFT ASSY., STEERING (1)	1.5
4	5101B2	THREAD, STEERING HEAD TOP	1.3
8	5101B6	BEARING, HEAD PIPE :UPPER	1.5
9	5101B7	BEARING, HEAD PIPE :LOWER	1.7
	5101C7	BEARING, HEAD PIPE :BOTH	1.7

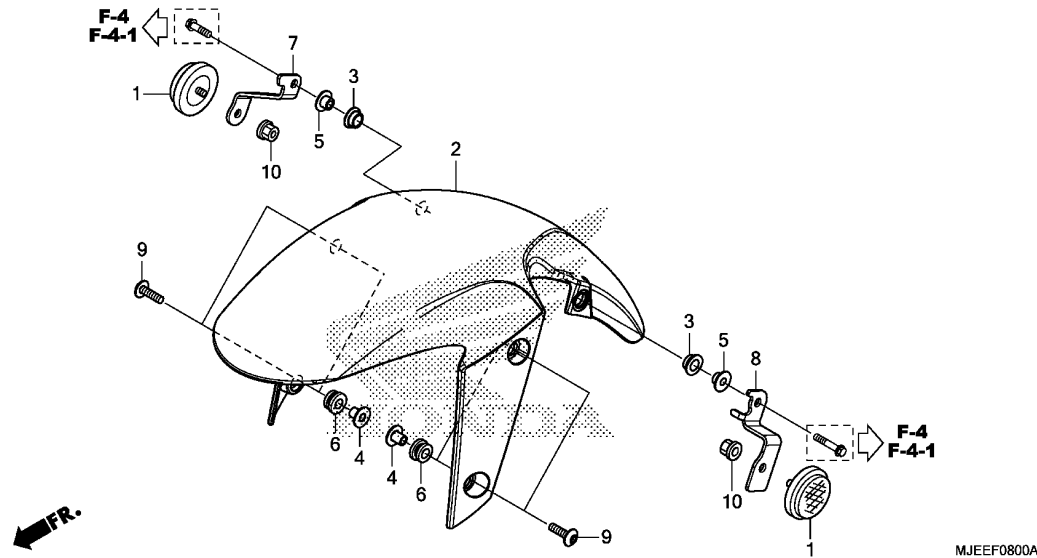
3

Ref. No.	Part No.	Description	Reqd. QTY				Serial No.	Parts catalogue code
			CB650F E	CB650F G	CB650FA E	CB650FA G		
1	53213-MB4-771	DUST SEAL, STEERING UPPER (ARAI)	1	1	1	1		
2	53214-371-010	DUST SEAL, STEERING HEAD	1	1	1	1		
3	53219-MJE-D40	STEM SUB ASSY., STEERING	1	1	1	1		
4	53220-KYJ-900	THREAD COMP., STEERING HEAD TOP	1	1	1	1		
5	90104-MGZ-J00	BOLT, FLANGE, 10X40(DR)	2	2	2	2		
6	90302-425-830	THREAD B, STEERING HEAD TOP -	1	1	1	1		
7	90506-425-830	WASHER, LOCK	1	1	1	1		
8	91015-KT8-005	BEARING, HEAD PIPE UPPER(KOYO)	1	1	1	1		
9	91016-KT8-005	BEARING, HEAD PIPE UNDER(KOYO)	1	1	1	1		

F-8

FRONT FENDER

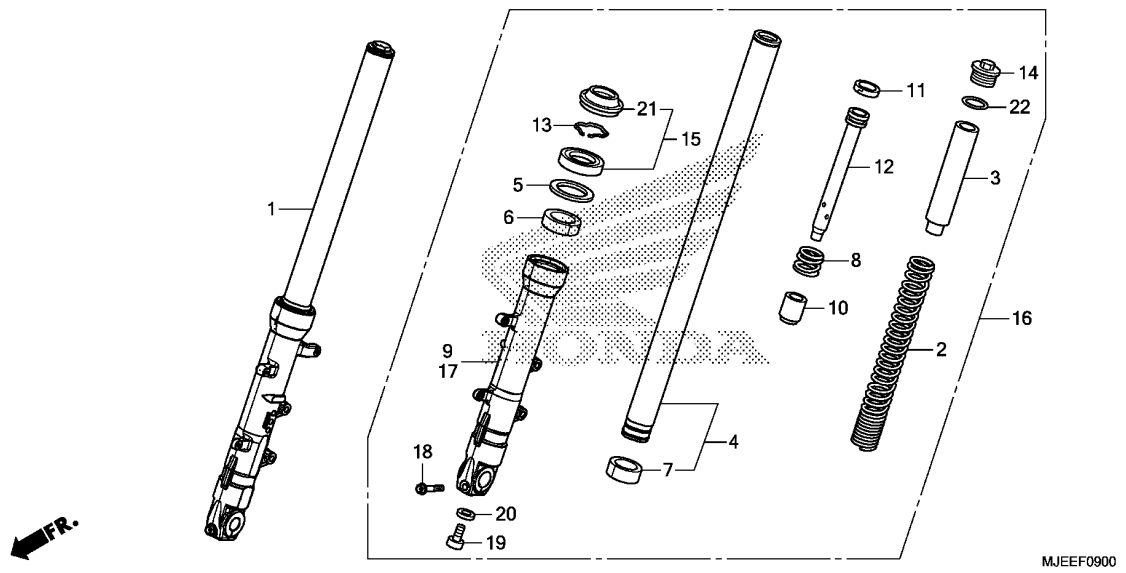
G12



Ref. No.	L.O.N. (Relative ref. Number)	Description	F.R.T.
2	4131B7	FENDER, FRONT	0.2

Ref. No.	Part No.	Description	Reqd. QTY		Serial No.	Parts catalogue code		
			CB650F E G	CB650FA E G				
1	33741-KTG-U01	REFLECTOR, FR. REFLEX(AMBER)	2	2	2	2	-----	2FO,2MA,2RU,2U,3U,4U,FO,MA,RU,U
2	61101-MJE-D00ZA	FENDER, FR.					-----	2ED,2MA
		R263.....MILLENNIUM RED	1	1	-	-	-----	ED,MA
	61101-MJE-D00ZG	*NHA95M*SWORD SILVER METALLIC	1	1	-	-	-----	ED,MA
	61101-MJE-D00ZH	*NHA87P*PEARL HIMALAYAS WHITE	1	1	-	-	-----	ED,MA
	61101-MJE-D00ZD	*Y217P*PEARL QUEEN BEE YELLOW	1	-	-	-	-----	ED
	61101-MJE-D00ZF	*NH436M* MAT GUNPOWDER BLACK METALLIC	1	-	-	-	-----	ED
	61110-MJE-D10ZH	FENDER SET, FR.(WL)					-----	2ED,2FO,2RU,2U,4U,5ED
		TYPE5.....	-	-	1	1	-----	3U,4ED,ED,FO,RU
	61110-MJE-D10ZB	*TYPE2*.....	-	-	1	1	-----	4ED,ED,FO,RU
	61110-MJE-D10ZD	*TYPE8*.....	-	-	1	1	-----	4ED,ED
	61110-MJE-D10ZJ	*TYPE4*.....	-	-	1	-	-----	4ED,ED,RU
	61110-MJE-D10ZE	*TYPE7*.....	-	-	1	-	-----	U
	61110-MJE-D10ZF	*TYPE6*.....	-	-	1	-	-----	
3	61103-KPF-910	RUBBER, FR. FENDER MOUNTING	2	2	2	2		
4	61103-KRY-900	COLLAR A, FR. FENDER	4	4	4	4		
5	61105-KPF-910	COLLAR, FR. FENDER MOUNTING	2	2	2	2		
6	61105-KRY-900	RUBBER, FR. FENDER MOUNTING	4	4	4	4		
7	61115-MJE-A00	STAY, R. FR. REFLECTOR	1	1	1	1	-----	2FO,2MA,2RU,2U,3U,4U,FO,MA,RU,U
8	61116-MJE-A00	STAY, L. FR. REFLECTOR	1	1	1	1	-----	2FO,2MA,2RU,2U,3U,4U,FO,MA,RU,U
9	90130-KYJ-900	SCREW, PAN, 6X22	4	4	4	4		
10	90301-KGH-901	NUT, U, 6MM(FUJI SEIMITSU)	2	2	2	2	-----	2FO,2MA,2RU,2U,3U,4U,FO,MA,RU,U

3



Ref. No.	L.O.N.	(Relative ref. Number) Description	F.R.T.
1	5111C3	FORK ASSY., FRONT :RIGHT	0.5
2	5111C5	SPRING, FRONT FORK :LEFT	0.7
	5111C6	SPRING, FRONT FORK :RIGHT	0.7
	5111C7	SPRING, FRONT FORK :BOTH	1.1
4	(6,7,8,10,11,12)		
	5111G2	PIPE, FRONT FORK :LEFT	0.9
	5111G3	PIPE, FRONT FORK :RIGHT	0.9
	5111G4	PIPE, FRONT FORK :BOTH	1.5
9	5111D2	CASE, BOTTOM :RIGHT	0.9
15	5111E7	SEAL SET, FRONT FORK :LEFT	0.8
	5111E8	SEAL SET, FRONT FORK :RIGHT	0.8
	5111E9	SEAL SET, FRONT FORK :BOTH	1.3
16	5111C2	FORK ASSY., FRONT :LEFT	0.5
	5111C4	FORK ASSY., FRONT :BOTH	0.7
17	5111D1	CASE, BOTTOM :LEFT	0.9
	5111D3	CASE, BOTTOM :BOTH	1.5

MJEEF0900

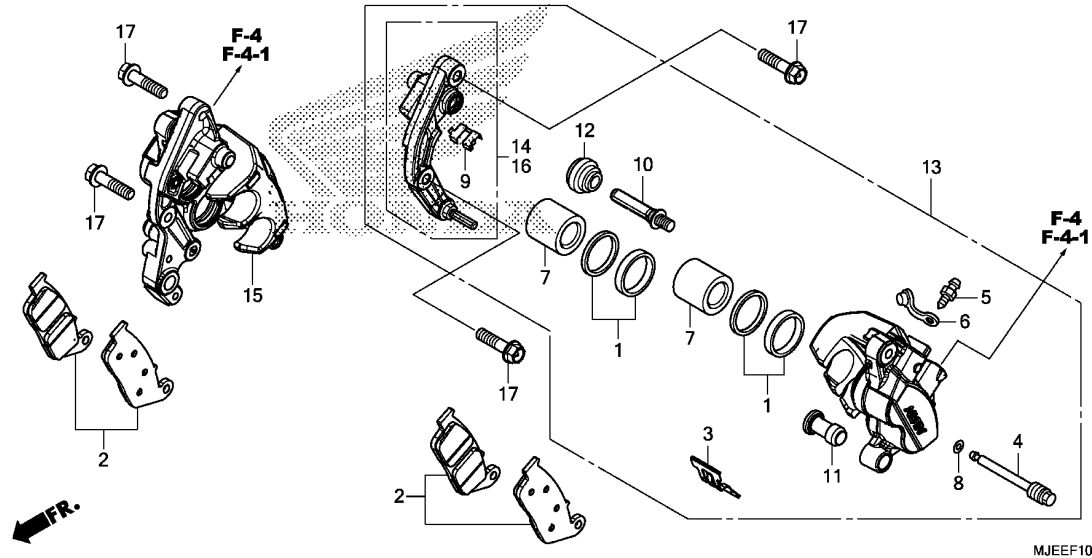
3

Ref. No.	Part No.	Description	Reqd. QTY				Serial No.	Parts catalogue code
			CB650F E	CB650F G	CB650FA E	CB650FA G		
1	51400-MJE-D41	FORK ASSY., R. FR.(SHOWA)	1	1	1	1		
2	51401-MJE-D41	SPRING, FR. FORK(SHOWA)	2	2	2	2		
3	51402-MGZ-J01	COLLAR, SPRING	2	2	2	2		
4	51410-MJE-D41	PIPE COMP., FR. FORK(SHOWA)	2	2	2	2		
5	51412-MB4-003	RING, BACK UP(SHOWA)	2	2	2	2		
6	51414-MFJ-A51	BUSH, GUIDE	2	2	2	2		
7	51415-MFJ-A51	BUSH, SLIDER	2	2	2	2		
8	51416-KF0-003	SPRING, FR. REBOUND(SHOWA)	2	2	2	2		
9	51420-MJE-D01	CASE, R. BOTTOM	1	1	1	1		
10	51432-MV9-003	PIECE, OIL LOCK(SHOWA)	2	2	2	2		
11	51437-KV3-701	RING, PISTON	2	2	2	2		
12	51440-MJE-D01	PIPE, SEAT	2	2	2	2		
13	51447-KA4-711	RING, OIL SEAL STOPPER(SHOWA)	2	2	2	2		
14	51454-MM9-671	BOLT, FR. FORK	2	2	2	2		
15	51490-MER-R61	SEAL SET, FR. FORK	2	2	2	2		
16	51500-MJE-D41	FORK ASSY., L. FR.(SHOWA)	1	1	1	1		
17	51520-MJE-D01	CASE, L. BOTTOM	1	1	1	1		
18	90108-MR7-000	BOLT, FLANGE, 8X40	2	2	2	2		
19	90116-KV3-701	BOLT, SOCKET, 8MM(SHOWA)	2	2	2	2		
20	90544-283-000	WASHER, SPECIAL, 8MM(SHOWA)	2	2	2	2		
21	91254-MEE-D01	SEAL, DUST	2	2	2	2		
22	91356-KF0-003	O-RING, 33.2X2.4	2	2	2	2		

F-10

FRONT BRAKE CALIPER

G14



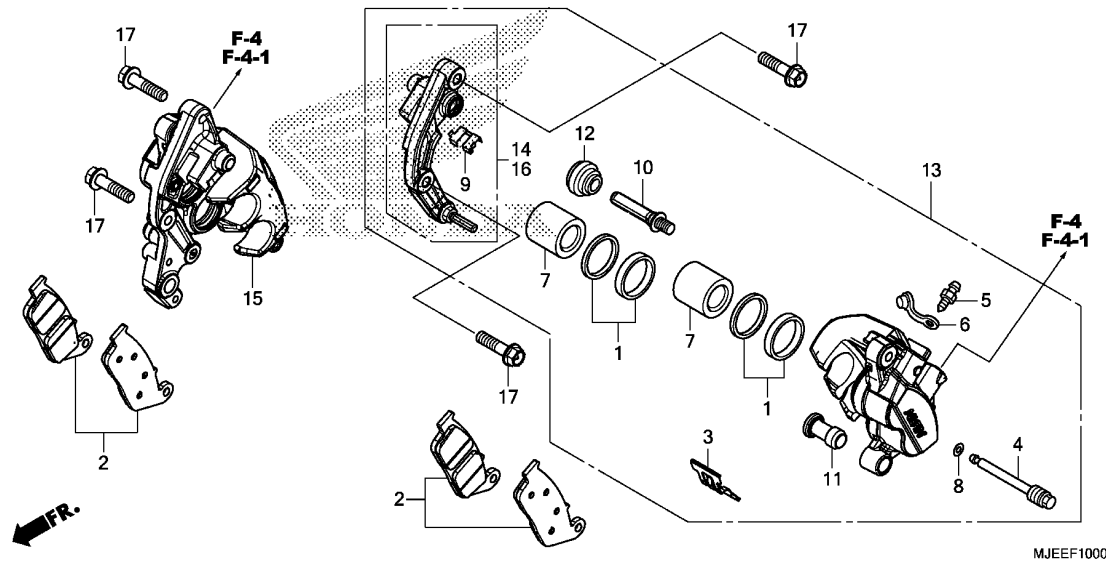
Ref. No.	L.O.N.	(Relative ref. Number) Description	F.R.T.
2	7111A0	SHOE(PAD) SET, BRAKE :LEFT FRONT	0.1
	7111A1	SHOE(PAD) SET, BRAKE :RIGHT FRONT	0.1
	7111A2	SHOE(PAD) SET, BRAKE :BOTH FRONT	0.2
7	7111D2	(1) PISTON, FRONT BRAKE CALIPER :LEFT	0.5
	7111D3	PISTON, FRONT BRAKE CALIPER :RIGHT	0.5
	7111D4	PISTON, FRONT BRAKE CALIPER :BOTH	0.8
13	7111B5	CALIPER, FRONT BRAKE :LEFTINCLUDES: Bleed brakes	0.4
14	7111B9	BRACKET, FRONT CALIPER :LEFT ..	0.2
15	7111B6	CALIPER, FRONT BRAKE :RIGHT .. .INCLUDES: Bleed brakes	0.4
	7111B7	CALIPER, FRONT BRAKE :BOTHINCLUDES: Bleed brakes	0.6

Ref. No.	Part No.	Description	Reqd. QTY				Serial No.	Parts catalogue code
			CB650F E	CB650F G	CB650FA E	CB650FA G		
1	06451-GE2-405	SEAL SET, PISTON	4	4	4	4		
2	06455-MJE-D01	PAD SET, FR.	2	-	2	-		
	06455-MJE-D02	-	2	-	2		
3	43108-MCT-006	SPRING, PAD	2	2	2	2		
4	43215-KZ4-J41	PIN, HANGER	2	2	2	2		
5	43352-568-003	SCREW, BLEEDER(NISSIN)	2	2	2	2		
6	43353-461-771	CAP, BLEEDER	2	2	2	2		
7	45107-MN5-006	PISTON	4	4	4	4		
8	45111-MAJ-G41	RING, STOPPER	2	2	2	2		
9	45112-ML7-921	RETAINER	2	2	2	2		
10	45131-ML7-921	BOLT A, PIN	2	2	2	2		
11	45132-166-016	BOOT, PIN BUSH(NISSIN)	2	2	2	2		
12	45133-MA3-006	BOOT B	2	2	2	2		
13	45150-MJE-D01	CALIPER SUB ASSY., L. FR. (NISSIN)	1	1	1	1		
14	45190-MJE-D01	BRACKET SUB ASSY., L. FR. ...	1	1	1	1		
15	45250-MJE-D01	CALIPER SUB ASSY., R. FR. (NISSIN)	1	1	-	-		
	45250-MJE-D11	-	-	1	1		
16	45290-MGS-D31	BRACKET SUB ASSY., R. FR. ...	1	1	-	-		
	45290-MGZ-J11	-	-	1	1		
17	90131-KBV-003	BOLT, FLANGE, 8X32(SAGA)	4	4	4	4		

F-10

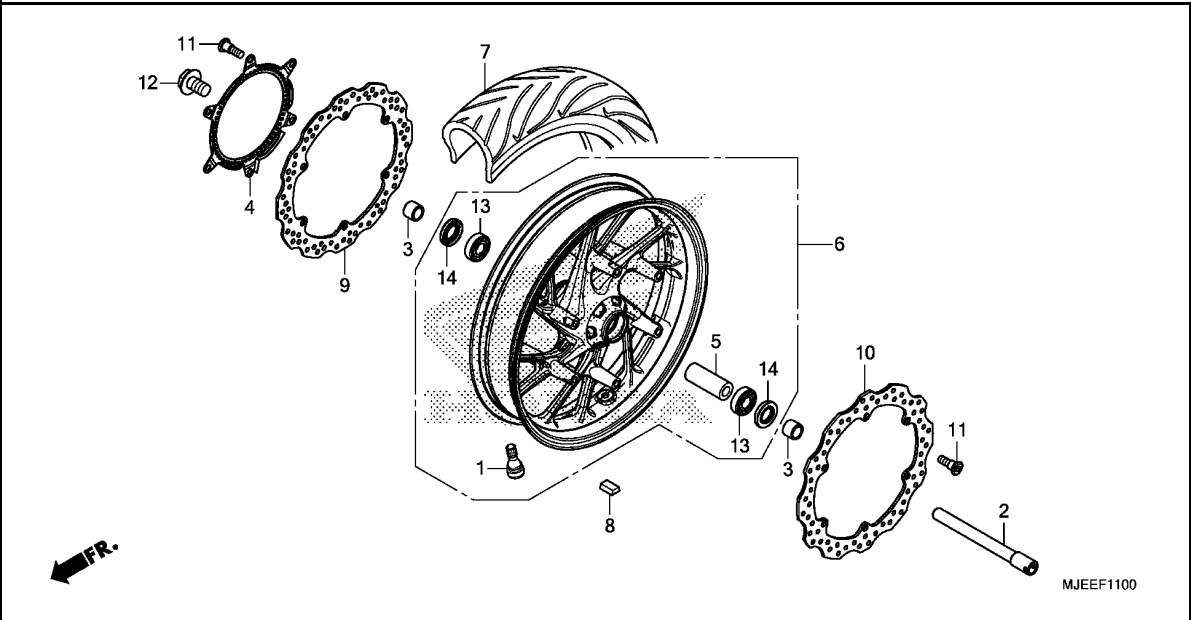
FRONT BRAKE CALIPER

G15



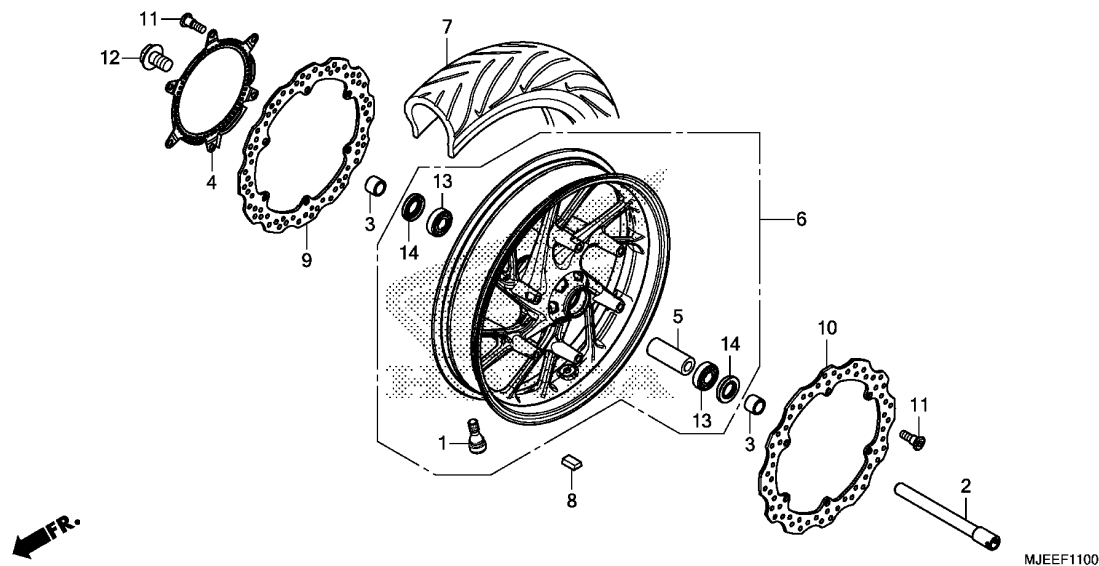
Ref. No.	L.O.N.	(Relative ref. Number) Description	F.R.T.
16	7111C0	BRACKET, FRONT CALIPER :RIGHT	0.2
	7111F0	BRACKET, FRONT CALIPER :BOTH	0.4

3



Ref. No.	L.O.N.	(Relative ref. Number) Description	F.R.T.	
2		(14)		
710151		AXLE, FRONT WHEEL	0.3	
4	7101B0	RING, PULSER :FRONT	0.4	
6	7101D4	FRONT WHEEL	1.0	
		.INCLUDES: Balance		
7	710139	FRONT TIRE(ONE)	0.9	
		.INCLUDES: Balance		
8	7101A6	WEIGHT, BALANCE :FRONT	0.6	
9	7111D8	DISC, FRONT BRAKE :RIGHT	0.4	
10	7111D7	DISC, FRONT BRAKE :LEFT	0.4	
		7111D9	DISC, FRONT BRAKE :BOTH	0.5
13	710115	BEARING, FRONT WHEEL(ONE)	0.5	
		710115G .Replace 1 bearing add	0.1	

Ref. No.	Part No.	Description	Reqd. QTY				Serial No.	Parts catalogue code
			CB650F E	CB650FA G	CB650F E	CB650FA G		
1	42753-KWF-901	VALVE, RIM(TRITON)	1	1	1	1		
	42753-ML7-004	VALVE, RIM(DUNLOP)	1	-	1	-		
	42753-MR4-901	VALVE, RIM(SCHRADER)	1	-	1	-		
2	44301-MJE-D00	AXLE, FR. WHEEL	1	1	1	1		
3	44311-MGH-640	COLLAR, R. FR. WHEEL SIDE ... (BOTH SIDES)	2	2	2	2		
4	44515-MJE-D10	RING, FR. PULSER	-	-	1	1		
5	44620-MJE-D00	COLLAR, FR. AXLE DISTANCE ...	1	1	1	1		
6	44650-MJE-D00ZC	WHEEL SUB ASSY., FR.						
	TYPE2	1	-	1	-	----- 2ED,2MA,2RU,2U,5ED	
	44650-MJE-D00ZA	*TYPE1*.....	1	-	1	-	----- 4ED,ED,MA,RU,U	
	44650-MJE-D01ZC	*TYPE2*.....	-	1	-	1	----- 2FO,2MA,4U	
	44650-MJE-D01ZA	*TYPE1*.....	-	1	-	1	----- 3U,FO,MA	
7	44711-MJE-D01	TIRE, FR.(DUNLOP) (120/70ZR17 M/C 58W)	1	-	1	-		
	44711-MJE-D02	TIRE, FR.(METZELER) (120/70ZR17 M/C 58W)	1	-	1	-		
	44711-MJE-D03	TIRE, FR.(DUNLOP) (120/70ZR17 M/C 58W)	-	1	-	1		
8	44721-SEA-N02	WEIGHT, BALANCE(10G) (TOHO ZINC)	N	N	N	N		
	44722-SEA-N02	WEIGHT, BALANCE(20G) (TOHO ZINC)	N	N	N	N		
	44723-SEA-N02	WEIGHT, BALANCE(30G) (TOHO ZINC)	N	N	N	N		
	44726-SEA-N02	WEIGHT, BALANCE(5G)(TOHO ZINC)	N	N	N	N		
	44727-SEA-N02	WEIGHT, BALANCE(15G) (TOHO ZINC)	N	N	N	N		

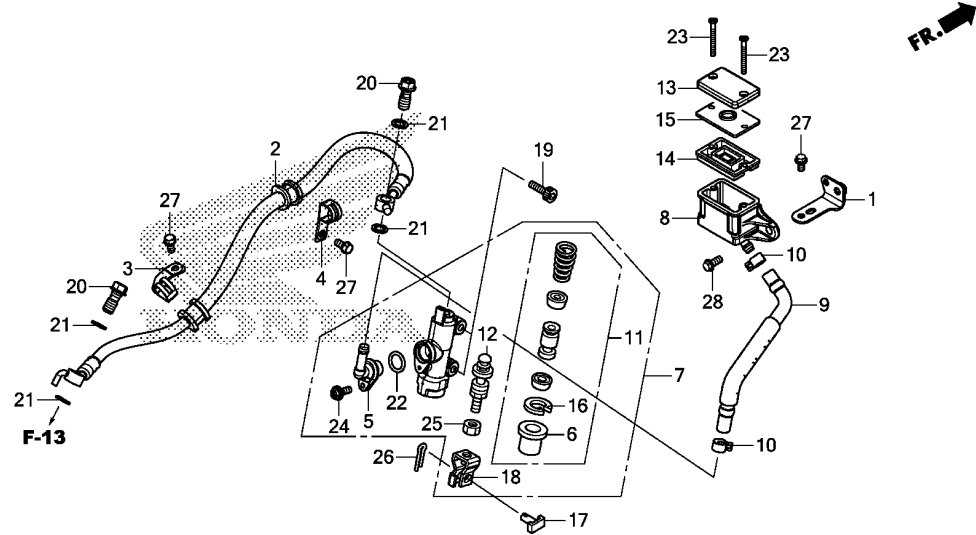


Ref. No.	Part No.	Description	Reqd. QTY				Serial No.	Parts catalogue code
			CB650F E	G	CB650FA E	G		
(8)	44728-SEA-N02	WEIGHT, BALANCE(25G) (TOHO ZINC)	N	N	N	N		
9	45251-MGZ-J01	DISK, FR. BRAKE(SUNSTAR) ---- (RIGHT HAND SIDE)	1	1	-	-		
	45251-MGZ-J11	----- (RIGHT HAND SIDE)	-	-	1	1		
10	45351-MJE-D01	DISK, L. FR. BRAKE(SUNSTAR) -	1	1	1	1		
11	90105-MGS-D30	BOLT, DISK, 8X25 -----	12	12	12	12		
12	90305-ML7-000	BOLT, FR. AXLE -----	1	1	1	1		
13	91053-MGS-D31	BEARING, RADIAL BALL(6204)(UU)	2	2	2	2		
14	91252-MC4-013	OIL SEAL, 28X47.2X7(ARAI) ---	2	2	2	2		

F-12

REAR BRAKE MASTER CYLINDER(CB650F)

H 2

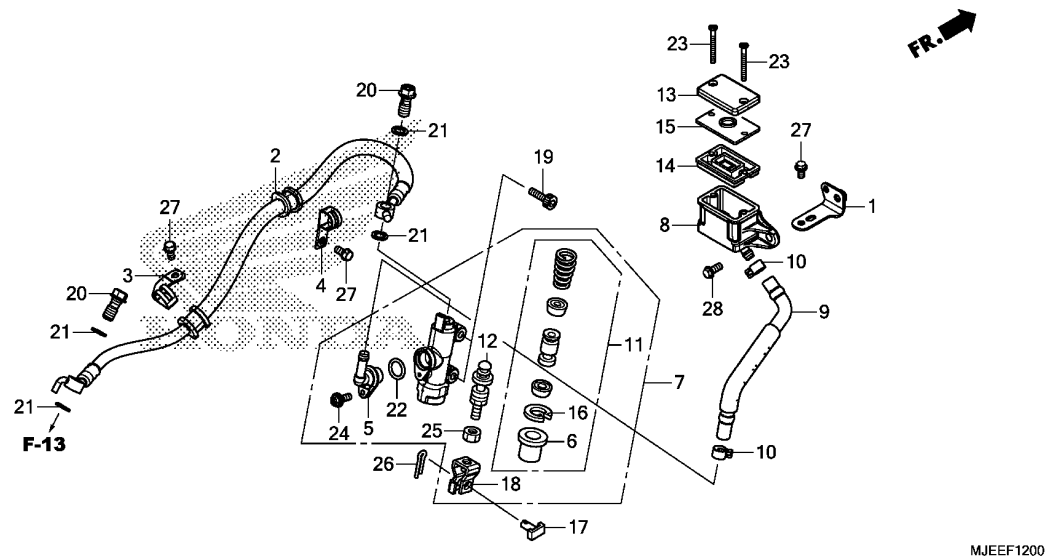


MJEEF1200

Ref. No.	L.O.N.	(Relative ref. Number) Description	F.R.T.
2	7121P0	HOSE A, REAR BRAKE(A)INCLUDES: Bleed brakes	0.4
7	712125	CYLINDER, REAR BRAKE MASTER .. .INCLUDES: Bleed brakes	0.5
8	7121F6	CUP, REAR MASTER CYLINDER OIL .INCLUDES: Bleed brakes	0.2
9	7121C2	HOSE, REAR MASTER CYLINDER OIL CUPINCLUDES: Bleed brakes	0.3
11	7121H0	PISTON SET, REAR BRAKE MASTER .INCLUDES: Bleed brakes	0.5
14	7121G7	DIAPHRAGM, REAR BRAKE MASTER CYLINDER	0.1

Ref. No.	Part No.	Description	Reqd. QTY		Serial No.	Parts catalogue code
			CB650F E G	CB650FA E G		
1	43159-MJE-D00	STAY C, RR. BRAKE	1	1	-	-
2	43310-MJE-D01	HOSE COMP., RR. BRAKE	1	1	-	-
3	43314-MJE-D00	CLAMPER A, RR. BRAKE HOSE ...	1	1	-	-
4	43315-MJE-D00	CLAMPER B, RR. BRAKE HOSE ...	1	1	-	-
5	43503-MER-D01	CONNECTOR, MASTER CYLINDER ..	1	1	-	-
6	43504-MB2-006	BOOT COMP.	1	1	-	-
7	43510-MER-D02	CYLINDER SUB ASSY., RR. MASTER	1	1	-	-
8	43511-KV3-831	CUP COMP., OIL	1	1	-	-
9	43512-MJE-D01	HOSE COMP., RR. MASTER	1	1	-	-
10	43514-KS6-701	CLAMP, MASTER CYLINDER OIL HOSE	1 2	1 2	- -	- -
11	43520-MB2-315	PISTON SET, MASTER CYLINDER (NISSIN)	1	1	-	-
12	43530-KV3-701	ROD COMP., PUSH	1	1	-	-
13	45513-KK1-771	CAP, MASTER CYLINDER	1	1	-	-
14	45520-MG7-006	DIAPHRAGM	1	1	-	-
15	45521-HA2-006	PLATE, DIAPHRAGM	1	1	-	-
16	46182-MEL-D21	CIRCLIP	1	1	-	-
17	46503-MFG-D00	PIN COMP., BRAKE ROD	1	1	-	-
18	46504-MAL-601	JOINT, BRAKE ROD	1	1	-	-
19	90135-MEL-000	BOLT, SOCKET, 6X20	2	2	-	-
20	90145-MS9-612	BOLT, OIL, 10X22	2	2	-	-
21	90545-300-000	WASHER, OIL BOLT	4	4	-	-
22	91212-422-006	O-RING, 14.8X2.4	1	1	-	-

3



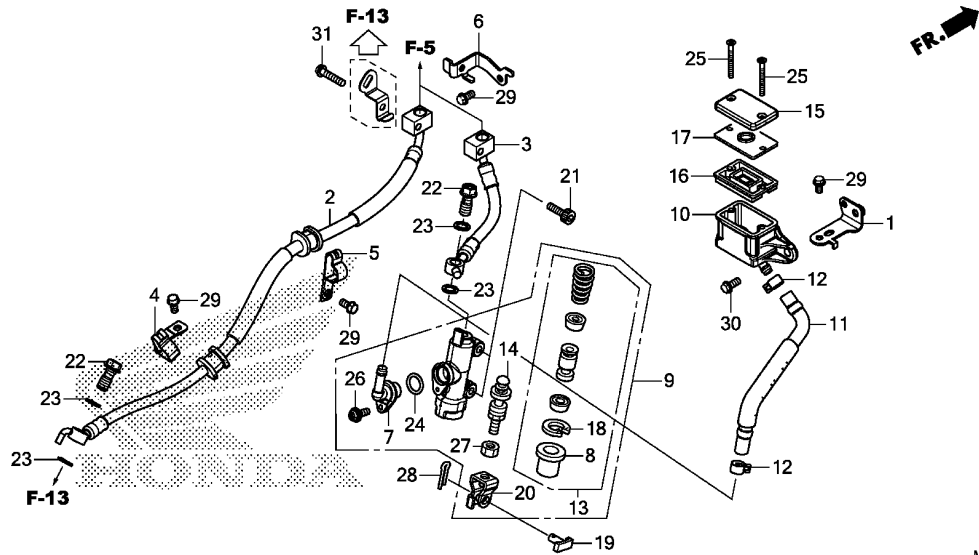
3

Ref. No.	Part No.	Description	Reqd. QTY		Serial No.	Parts catalogue code
			CB650F E G	CB650FA E G		
23	93600-04040-16	SCREW, FLAT, 4X40	2	2	-	-
24	93893-04012-17	SCREW-WASHER, 4X12	1	1	-	-
25	94002-08000-0S	NUT, HEX., 8MM	1	1	-	-
26	94201-20120	PIN, SPLIT, 2.0X12	1	1	-	-
27	96001-06012-07	BOLT, FLANGE, 6X12	3	3	-	-
28	96001-06014-07	BOLT, FLANGE, 6X14	1	1	-	-

F-12-1

REAR BRAKE MASTER CYLINDER(CB650FA)

H 4

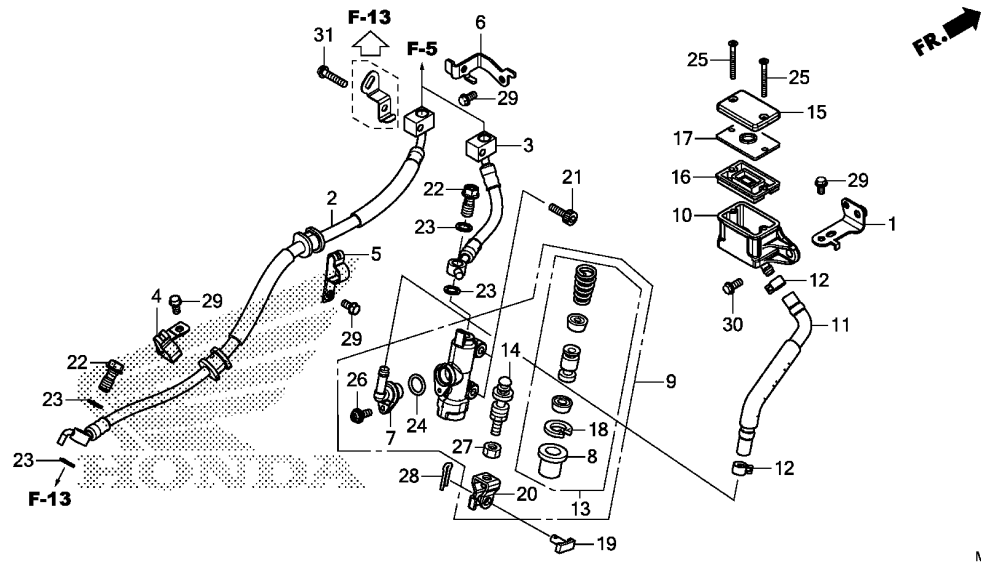


MJEEF1201

Ref. No.	L.O.N.	(Relative ref. Number) Description	F.R.T.
2	712180	HOSE A, REAR BRAKEINCLUDES: Bleed brakes	0.6
3	7121B0	HOSE B, REAR BRAKEINCLUDES: Bleed brakes	0.5
9	712125	CYLINDER, REAR BRAKE MASTER .. .INCLUDES: Bleed brakes	0.5
10	7121F6	CUP, REAR MASTER CYLINDER OIL .INCLUDES: Bleed brakes	0.2
11	7121C2	HOSE, REAR MASTER CYLINDER OIL CUPINCLUDES: Bleed brakes	0.3
13	7121H0	PISTON SET, REAR BRAKE MASTER .INCLUDES: Bleed brakes	0.5
16	7121G7	DIAPHRAGM, REAR BRAKE MASTER CYLINDER	0.1

Ref. No.	Part No.	Description	Reqd. QTY		Serial No.	Parts catalogue code
			CB650F E G	CB650FA E G		
1	43159-MJE-D00	STAY C, RR. BRAKE	-	-	1	1
2	43310-MJE-D11	HOSE COMP. A, RR. BRAKE	-	-	1	1
3	43313-MJE-D11	HOSE COMP. B, RR. BRAKE	-	-	1	1
4	43314-MJE-D10	CLAMPER A, RR. BRAKE HOSE ...	-	-	1	1
5	43315-MJE-D10	CLAMPER B, RR. BRAKE HOSE ...	-	-	1	1
6	43316-MJE-D10	STAY, RR. BRAKE PIPE	-	-	1	1
7	43503-MER-D01	CONNECTOR, MASTER CYLINDER ..	-	-	1	1
8	43504-MB2-006	BOOT COMP.	-	-	1	1
9	43510-MER-D02	CYLINDER SUB ASSY., RR. MASTER	-	-	1	1
10	43511-KV3-831	CUP COMP., OIL	-	-	1	1
11	43512-MJE-D01	HOSE COMP., RR. MASTER CYLINDER	-	-	1	1
12	43514-KS6-701	CLAMP, MASTER CYLINDER OIL HOSE	-	-	2	2
13	43520-MB2-315	PISTON SET, MASTER CYLINDER (NISSIN)	-	-	1	1
14	43530-KV3-701	ROD COMP., PUSH	-	-	1	1
15	45513-KK1-771	CAP, MASTER CYLINDER	-	-	1	1
16	45520-MG7-006	DIAPHRAGM	-	-	1	1
17	45521-HA2-006	PLATE, DIAPHRAGM	-	-	1	1
18	46182-MEL-D21	CIRCLIP	-	-	1	1
19	46503-MFG-D00	PIN COMP., BRAKE ROD	-	-	1	1
20	46504-MAL-601	JOINT, BRAKE ROD	-	-	1	1
21	90135-MEL-000	BOLT, SOCKET, 6X20	-	-	2	2
22	90145-MS9-612	BOLT, OIL, 10X22	-	-	2	2

3



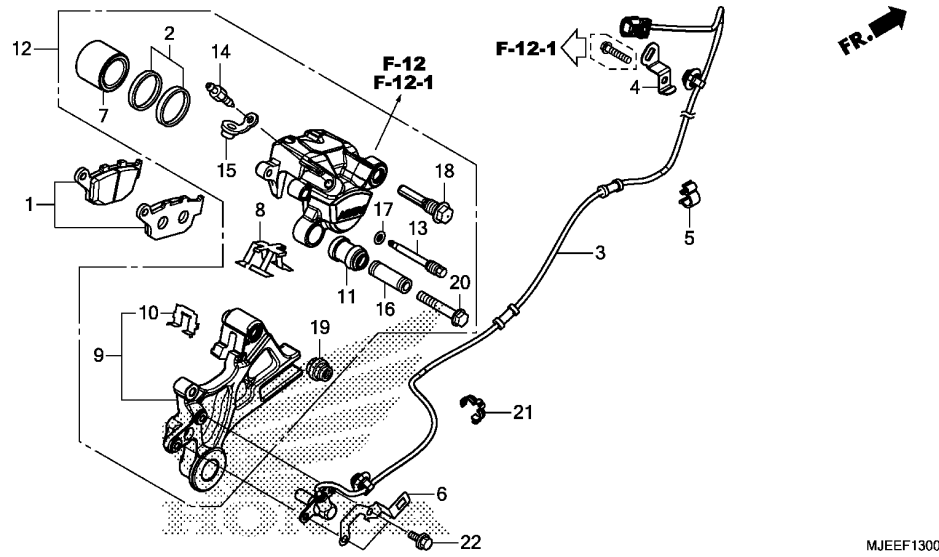
MJEEF1201

Ref. No.	Part No.	Description	Reqd. QTY		Serial No.	Parts catalogue code
			CB650F E G	CB650FA E G		
23	90545-300-000	WASHER, OIL BOLT	-	-	4	4
24	91212-422-006	O-RING, 14.8X2.4	-	-	1	1
25	93600-04040-1G	SCREW, FLAT, 4X40	-	-	2	2
26	93893-04012-17	SCREW-WASHER, 4X12	-	-	1	1
27	94002-08000-0S	NUT, HEX., 8MM	-	-	1	1
28	94201-20120	PIN, SPLIT, 2.0X12	-	-	1	1
29	96001-06012-07	BOLT, FLANGE, 6X12	-	-	4	4
30	96001-06014-07	BOLT, FLANGE, 6X14	-	-	1	1
31	96001-06028-07	BOLT, FLANGE, 6X28	-	-	1	1

F-13

REAR BRAKE CALIPER

H 6

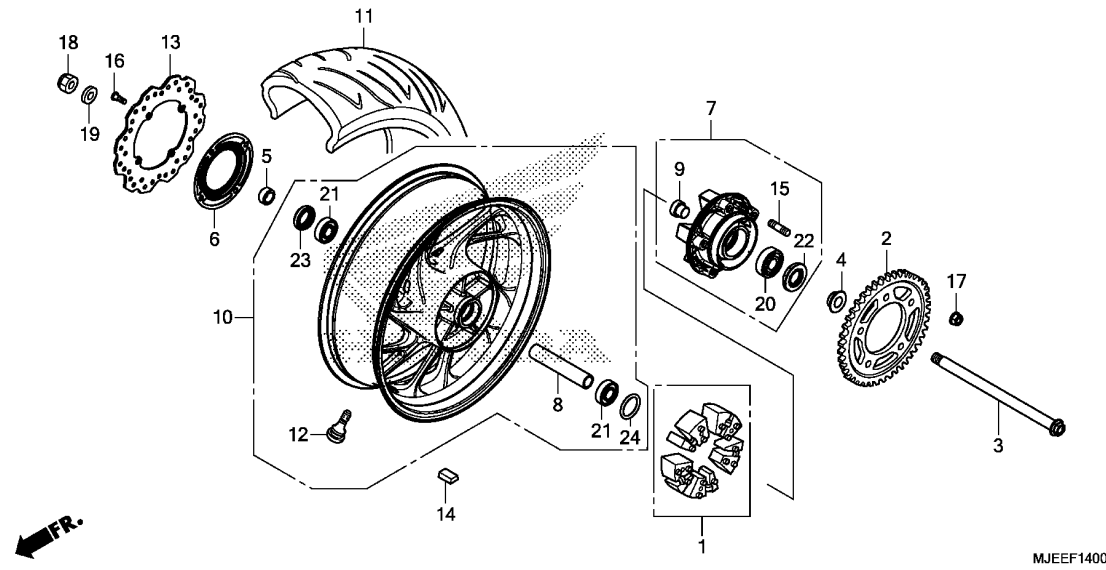


MJEFF1300

Ref. No.	L.O.N.	(Relative ref. Number) Description	F.R.T.
1	711140	SHOE(PAD) SET, BRAKE :REAR ...	0.1
3	617197	SENSOR, WHEEL SPEED :REAR ...	0.9
7	7111D5	PISTON, REAR BRAKE CALIPER ...	0.5
		.INCLUDES: Bleed brakes	
9	7111C1	BRACKET, REAR CALIPER	0.5
12	711155	CALIPER, REAR BRAKE	0.6
		.INCLUDES: Bleed brakes	

Ref. No.	Part No.	Description	Reqd. QTY				Serial No.	Parts catalogue code
			CB650F E	CB650FA G	CB650F E	CB650FA G		
1	06435-MGZ-J01	PAD SET, RR.	1	1	1	1		
2	06451-443-405	SEAL SET, PISTON	1	1	1	1		
3	38510-MJE-D11	SENSOR, RR. WHEEL SPEED	-	-	1	1		
4	38515-MJE-D10	STAY, RR. SENSOR CORD	-	-	1	1		
5	38517-MGE-003	CLAMP, ABS CORD(12)	-	-	1	1		
6	38555-MJE-D10	STAY, SPEED SENSOR	-	-	1	1		
7	43107-KT7-761	PISTON	1	1	1	1		
8	43108-MBB-006	SPRING, PAD	1	1	1	1		
9	43110-MJE-D01	BRACKET COMP., RR. BRAKE (NISSIN)	1	1	-	-		
	43110-MJE-D11	-	-	1	1		
10	43112-KT7-761	RETAINER	1	1	1	1		
11	43132-KT7-761	BOOT, SLEEVE	1	1	1	1		
12	43150-MJE-D01	CALIPER SUB ASSY., RR. BRAKE (NISSIN)	1	1	-	-		
	43150-MJE-D11	-	-	1	1		
13	43215-KZ4-J41	PIN, HANGER	1	1	1	1		
14	43352-568-003	SCREW, BLEEDER(NISSIN)	1	1	1	1		
15	43353-461-771	CAP, BLEEDER	1	1	1	1		
16	45111-MA3-006	SLEEVE	1	1	1	1		
17	45111-MAJ-G41	RING, STOPPER	1	1	1	1		
18	45131-MN9-006	BOLT, PIN	1	1	1	1		
19	45133-MA3-006	BOOT B	1	1	1	1		
20	90180-MN8-006	BOLT, FLANGE, 8X49	1	1	1	1		
21	90690-MJE-D11	CLIP, CABLE, 10MM	-	-	1	1		
22	96001-06016-00	BOLT, FLANGE, 6X16	-	-	2	2		

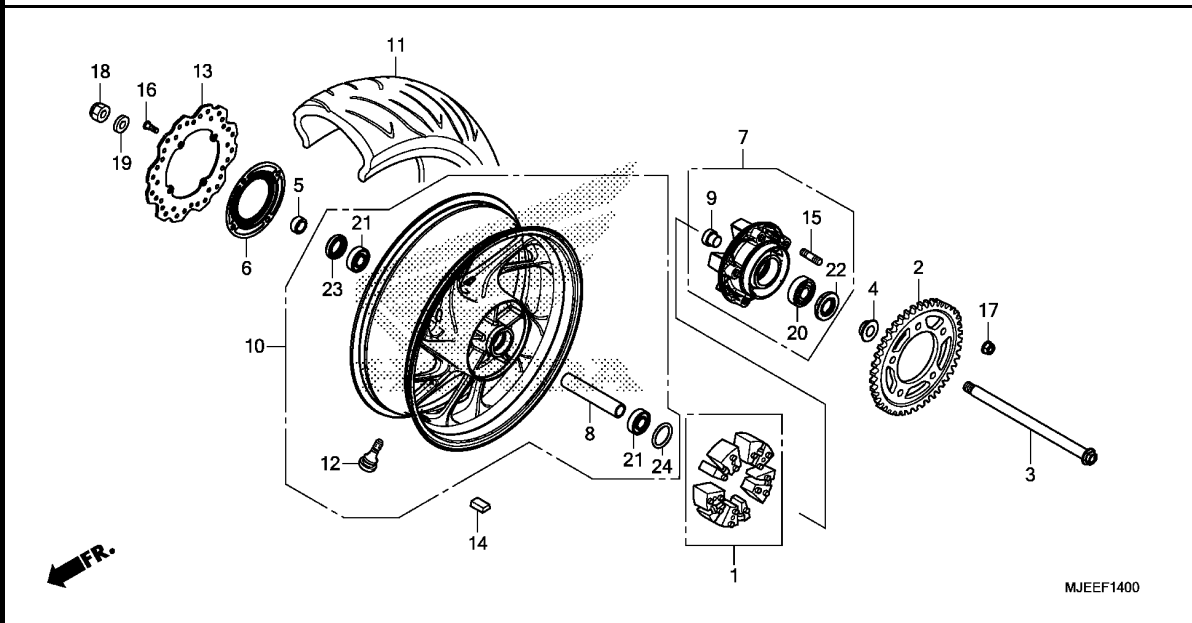
3



Ref. No.	L.O.N.	(Relative ref. Number) Description	F.R.T.
1		(24)	
1	710157	DAMPER, REAR WHEEL	0.4
2	7101A0	SPROCKET, FINAL DRIVEN	0.5
3		(22,23)	
3	710160	AXLE, REAR WHEEL	0.4
6	7101B1	RING, PULSER :REAR	0.5
7	7101A5	FLANGE ASSY., FINAL DRIVEN ...	0.5
10	710118	REAR WHEEL	1.1
		.INCLUDES: Balance	
11	710142	REAR TIRE(ONE)	1.0
		.INCLUDES: Balance	
13	711145	DISC, REAR BRAKE	0.5
14	7101E1	WEIGHT, BALANCE :REAR	0.7
20	7101D1	BEARING, FINAL DRIVEN FLANGE ..	0.6
21	710133	BEARING, REAR WHEEL(ONE)	0.6
	710133G	.Replace 1 bearing add	0.1

3

Ref. No.	Part No.	Description	Reqd. QTY				Serial No.	Parts catalogue code
			CB650F E	G	CB650FA E	G		
1	06410-MER-D00	DAMPER SET, WHEEL	1	1	1	1		
2	41201-MBZ-G01	SPROCKET, FINAL DRIVEN(42T) ..	1	1	1	1		
3	42301-MJE-D00	AXLE, RR. WHEEL	1	1	1	1		
4	42311-MER-D00	COLLAR, L. RR. WHEEL SIDE ...	1	1	1	1		
5	42312-MER-D00	COLLAR, RR. BRAKE SIDE	1	1	1	1		
6	42515-MGZ-J10	RING, RR. PULSER	-	-	1	1		
7	42615-MJE-D60	FLANGE SUB ASSY., RR. DRIVEN ..	1	1	1	1	----- 2ED,2FO,2MA,2RU,2U,4U,5ED	
	42615-MJE-D00	1	1	1	1	----- 3U,4ED,ED,FO,MA,RU,U	
8	42620-MJE-D00	COLLAR, FR. AXLE DISTANCE ... (RR.)	1	1	1	1		
9	42625-MER-D00	COLLAR B, RR. WHEEL DISTANCE ..	1	1	1	1		
10	42650-MJE-D00ZC	WHEEL SUB ASSY., RR.						
	TYPE2	1	-	-	-	----- 2ED,2MA	
	42650-MJE-D00ZA	*TYPE1*	1	-	-	-	----- ED,MA	
	42650-MJE-D01ZC	*TYPE2*	-	1	-	-	----- 2MA	
	42650-MJE-D01ZA	*TYPE1*	-	1	-	-	----- MA	
	42650-MJE-D10ZB	*TYPE2*	-	-	1	-	----- 2ED,2RU,2U,5ED	
	42650-MJE-D10ZA	*TYPE1*	-	-	1	-	----- 4ED,ED,RU,U	
	42650-MJE-D11ZB	*TYPE2*	-	-	-	1	----- 2FO,4U	
	42650-MJE-D11ZA	*TYPE1*	-	-	-	1	----- 3U,FO	
11	42711-MJE-D01	TIRE, RR. (DUNLOP) (180/55ZR17 M/C 73W)	1	-	1	-		
	42711-MJE-D02	TIRE, RR. (METZELER) (180/55ZR17 M/C 73W)	1	-	1	-		
	42711-MJE-D03	TIRE, RR. (DUNLOP) (180/55ZR17 M/C 73W)	-	1	-	1		
12	42753-KWF-901	VALVE, RIM(TRITON)	1	1	1	1		

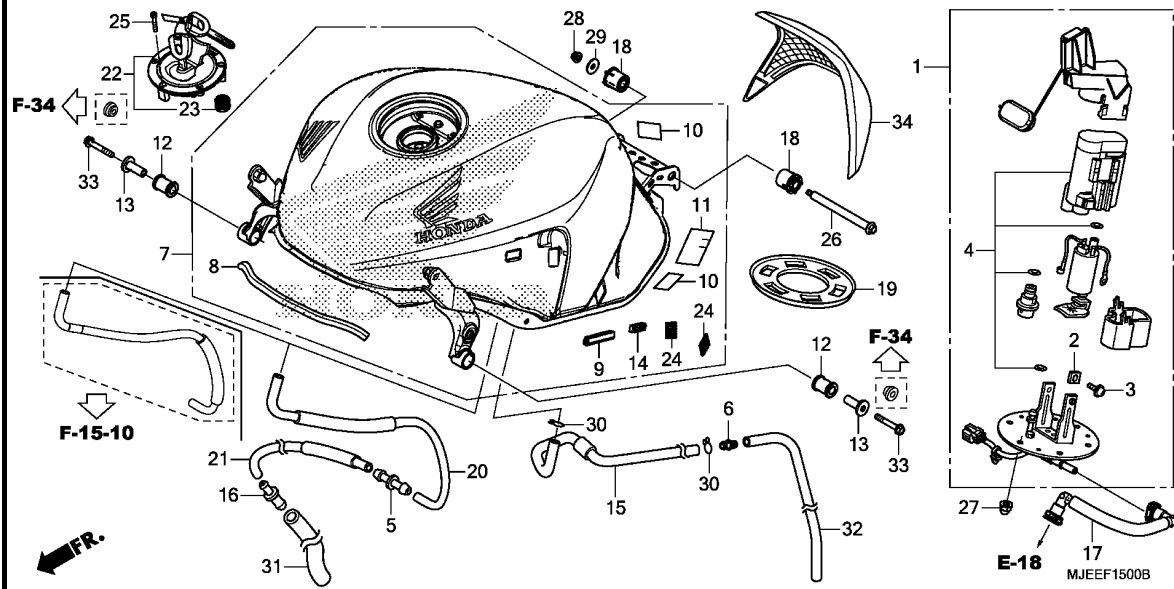


Ref. No.	Part No.	Description	Reqd. QTY				Serial No.	Parts catalogue code
			CB650F E	CB650FA G	CB650F E	CB650FA G		
12)	42753-ML7-004	VALVE, RIM(DUNLOP)	1	-	1	-		
	42753-MR4-901	VALVE, RIM(SCHRADER)	1	-	1	-		
13	43251-MGZ-J01	DISK, RR. BRAKE(SUNSTAR)	1	-	1	-		
	43251-MGZ-J02	-	1	-	1		
14	44721-SEA-N02	WEIGHT, BALANCE(10G)						
		(TOHO ZINC)	N	N	N	N		
	44722-SEA-N02	WEIGHT, BALANCE(20G)						
		(TOHO ZINC)	N	N	N	N		
	44723-SEA-N02	WEIGHT, BALANCE(30G)						
		(TOHO ZINC)	N	N	N	N		
	44726-SEA-N02	WEIGHT, BALANCE(5G)(TOHO ZINC)	N	N	N	N		
	44727-SEA-N02	WEIGHT, BALANCE(15G)						
		(TOHO ZINC)	N	N	N	N		
	44728-SEA-N02	WEIGHT, BALANCE(25G)						
		(TOHO ZINC)	N	N	N	N		
15	90102-MAS-000	BOLT, STUD, 12X25	5	5	5	5		
16	90105-MGS-D30	BOLT, DISK, 8X25	4	4	4	4		
17	90306-KGH-901	NUT, U, 12MM(FUJI SEIMITSU) ..	5	5	5	5		
18	90306-MJE-D01	NUT, U, 18MM	1	1	1	1		
19	90401-MAS-000	WASHER, 20X31.5X2	1	1	1	1		
20	91051-MAS-003	BEARING, RADIAL BALL, 6322 ..	1	1	1	1		
21	91053-MGS-D31	BEARING, RADIAL BALL(6204)(UU)	2	2	2	2		
22	91252-MAS-003	DUST SEAL, 30X56X7.5	1	1	1	1		
23	91253-MAE-003	DUST SEAL, 30X47X7.5	1	1	1	1		
24	91351-MGS-D30	O-RING, 55X2	1	1	1	1		

F-15

FUEL TANK

H 9



Ref. No.	L.O.N.	(Relative ref. Number) Description	F.R.T.
1		(19) PUMP ASSY., FUEL	0.9
4		3101C7 FILTER, FUEL	1.0
7		310100 TANK, FUEL	0.7
17		310162 HOSE, FUEL FEED	0.6
22		(23) 3101C1 LOCKING FUEL TANK CAP	0.1

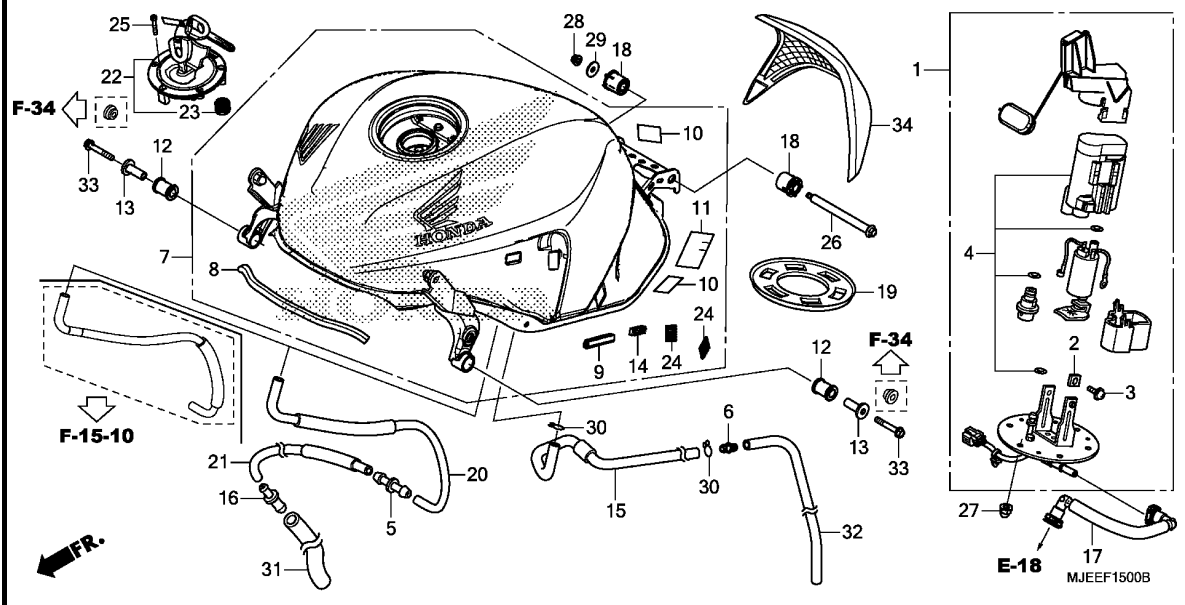
Ref. No.	Part No.	Description	Reqd. QTY				Serial No.	Parts catalogue code
			CB650F E	G	CB650FA E	G		
1	16700-MJE-D01	PUMP ASSY., FUEL	1	1	1	1		
2	16711-MGS-D31	STOPPER	2	2	2	2		
3	16712-MGS-D31	SCREW, 4X6.6	2	2	2	2		
4	16730-MGS-D31	FILTER ASSY., FUEL	1	1	1	1		
5	16958-GJ6-000	JOINT, FUEL TUBE	1	1	1	1	----- 2ED,2MA,2RU,2U,3U,4ED,4U,5ED,ED,MA,RU,U	
6	17359-419-670	JOINT, BREATHER TUBE	1	1	1	1		
7	17500-MJE-D60ZA	TANK ASSY., FUEL (WL) *TYPE1*	1	1	1	1	----- 2ED,2FO,2MA,2RU,2U,4U,5ED	
	17500-MJE-D40ZA	*TYPE3*	1	1	1	-	----- 4ED,ED,MA	
	17500-MJE-D40ZB	*TYPE2*	1	1	1	-	----- 4ED,ED,MA,RU	
	17500-MJE-D40ZC	*TYPE1*	1	-	1	1	----- 3U,4ED,ED,FO,RU	
	17500-MJE-D40ZE	*TYPE4*	1	-	1	-	----- 4ED,ED,RU	
	17500-MJE-D40ZD	*TYPE5*	-	-	1	-	----- U	
	17500-MJE-D40ZN	*TYPE4 1*	-	-	-	1	----- FO	
8	17515-MJE-D00	TRIM, FUEL TANK	1	1	1	1		
9	17516-MEE-D00	TRIM, FUEL TANK	2	2	2	2		
10	17521-KY1-300	SEAL, TANK	2	2	2	2		
11	17521-MJE-D00	FILM, PROTECTOR	1	1	1	1		
12	17534-MFJ-D00	RUBBER, RR. TANK MOUNTING ..	2	2	2	2		
13	17538-KZZ-900	COLLAR	2	2	2	2		
14	17540-MJE-D00	FASTENER A, DUAL LOCK, 8X25 ..	2	2	2	2		
15	17543-MJE-D00	TUBE, DRAIN	1	1	1	1		
16	17561-KVG-900	JOINT, FUEL TUBE	1	1	1	1	----- 2ED,2MA,2RU,2U,3U,4ED,4U,5ED,ED,MA,RU,U	
17	17570-MJE-D01	HOSE COMP., FUEL FEED	1	1	1	1		
18	17572-MJE-D00	CUSHION, RR. FUEL TANK	2	2	2	2		
19	17574-MGS-D30	PACKING, BASE	1	1	1	1		

3

F-15

FUEL TANK

H10



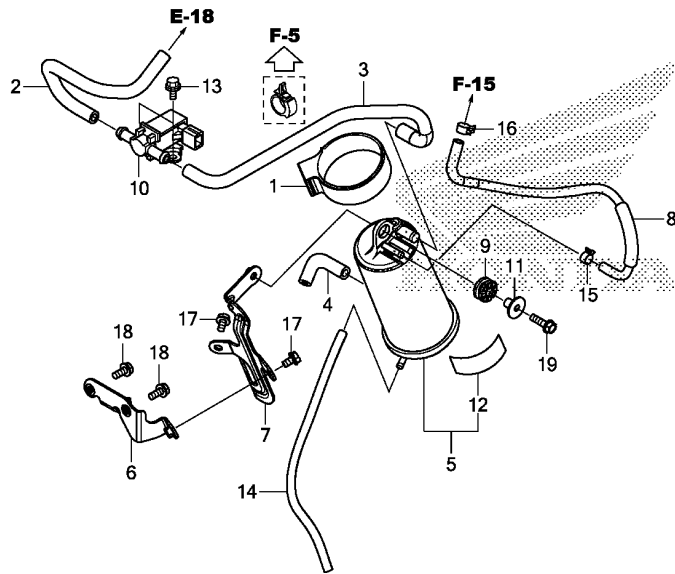
Ref. No.	Part No.	Description	Reqd. QTY				Serial No.	Parts catalogue code
			CB650F E	G	CB650FA E	G		
20	17580-MJE-D00	TUBE, FUEL TANK BREATHER	1	1	1	1	----- 2ED,2MA,2RU,2U,3U,4ED,4U,5ED,ED,MA,RU,U	
21	17581-MJE-D00	TUBE, FUEL TANK BREATHER MIDDLE	1	1	1	1	----- 2ED,2MA,2RU,2U,3U,4ED,4U,5ED,ED,MA,RU,U	
22	17620-MJE-D01	CAP COMP., FUEL FILLER	1	1	1	1		
23	17621-MGP-D61	SEAL, BREATHER	1	1	1	1		
24	64243-MEW-920	FASTENER B, DUAL LOCK, 20X20	4	4	4	4		
25	90120-MJE-D00	BOLT, SOCKET, 4X25(SUS)	3	3	3	3		
26	90135-MJE-D00	BOLT, HINGE, 10X102.4	1	1	1	1		
27	90201-415-000	NUT, CAP, 6MM	6	6	6	6		
28	90301-473-003	NUT, U, 6MM(FUSERASHI)	1	1	1	1		
29	94103-06800	WASHER, PLAIN, 6MM	1	1	1	1		
30	95002-02130	CLIP, TUBE(B12.5)	2	2	2	2		
31	95005-75240-20	TUBE, 7.3X240(95005-75001-20M)	1	1	1	1	----- 2ED,2MA,2RU,2U,3U,4ED,4U,5ED,ED,MA,RU,U	
32	95005-80410-20	TUBE, 8X410(95005-80001-20M)	1	1	1	1		
33	95701-06040-00	BOLT, FLANGE, 6X40	2	2	2	2		
34	17570-MJE-D40	PAD COMP., FUEL TANK	1	-	1	-	----- 2ED,4ED,5ED,ED	

3

F-15-10

CANISTER

H11

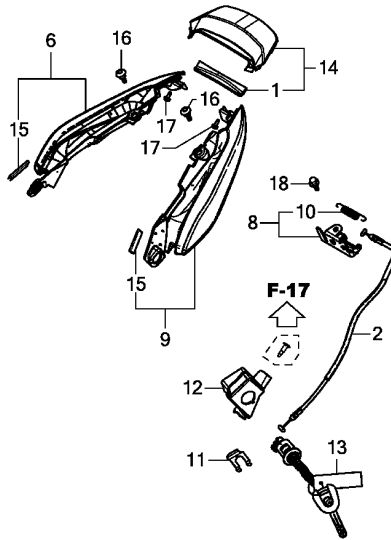
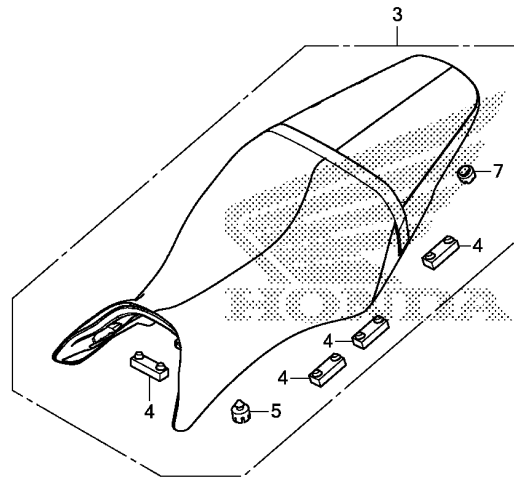


MJEEF1510

Ref. No.	L.O.N.	(Relative ref. Number) Description	F.R.T.
5	3141A4	CANISTER	0.3
10	3141A9	VALVE, PURGE CONTROL	1.4

3

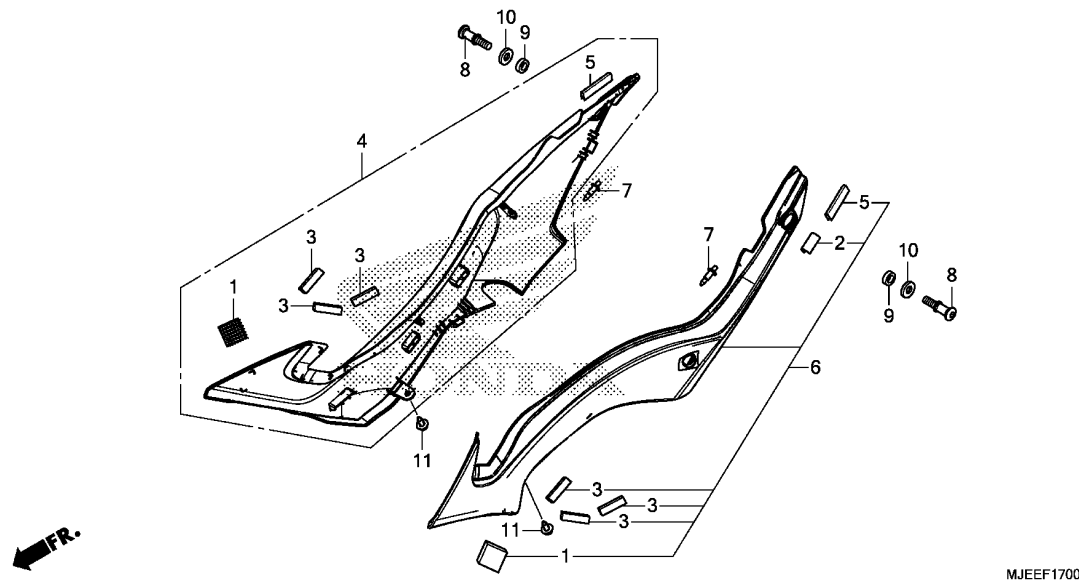
Ref. No.	Part No.	Description	Reqd. QTY		Serial No.	Parts catalogue code
			CB650F E G	CB650FA E G		
1	17411-MGZ-A00	RUBBER, CANISTER MOUNT	-	-	1	2FO,F0
2	17412-MJE-L00	TUBE(PCSV-THROTTLE BODY)	-	-	1	2FO,F0
3	17413-MJE-L00	TUBE(PCSV-CANISTER)	-	-	1	2FO,F0
4	17414-MJE-L00	TUBE, AIR	-	-	1	2FO,F0
5	17420-MGZ-A02	CANISTER COMP.	-	-	1	2FO,F0
6	17430-MJE-L00	STAY COMP. A, CANISTER	-	-	1	2FO,F0
7	17440-MJE-L00	STAY COMP. B, CANISTER	-	-	1	2FO,F0
8	17580-MJE-T10	TUBE, CANISTER	-	-	1	2FO,F0
9	33115-KVK-900	RUBBER, HEADLIGHT	-	-	1	2FO,F0
10	36162-PZA-003	VALVE, PURGE CONTROL SOLENOID	-	-	1	2FO,F0
11	61104-428-000	COLLAR, FR. FENDER	-	-	1	2FO,F0
12	64382-MM5-300	TAPE, COVER	-	-	1	2FO,F0
13	90002-MC7-000	BOLT, FLANGE, 5X8	-	-	2	2FO,F0
14	95001-45320-40	TUBE, FUEL, 4.5X320	-	-	1	2FO,F0
		(95001-45001-60M)	-	-	1	2FO,F0
15	95002-40800-08	CLAMP, TUBE(D8)	-	-	1	2FO,F0
16	95002-41000-08	CLAMP, TUBE(D10)	-	-	1	2FO,F0
17	95701-06010-00	BOLT, FLANGE, 6X10	-	-	2	2FO,F0
18	95701-06014-00	BOLT, FLANGE, 6X14	-	-	2	2FO,F0
19	95701-06022-08	BOLT, FLANGE, 6X22	-	-	1	2FO,F0



MJEEF1600

Ref. No.	L.O.N.	(Relative ref. Number) Description	F.R.T.
2	811175	CABLE, SEAT LOCK	0.2
6	4111X7	COWL, REAR :RIGHT	0.2
8	4131E8	CATCH, SEAT :REAR SIDE	0.1
9	4111X6	COWL, REAR :LEFT	0.2
	4111X8	COWL, REAR :BOTH	0.2
13	4131F2	KEY, SEAT LOCK	0.2
14	4111K7	COWL, REAR CENTER	0.2

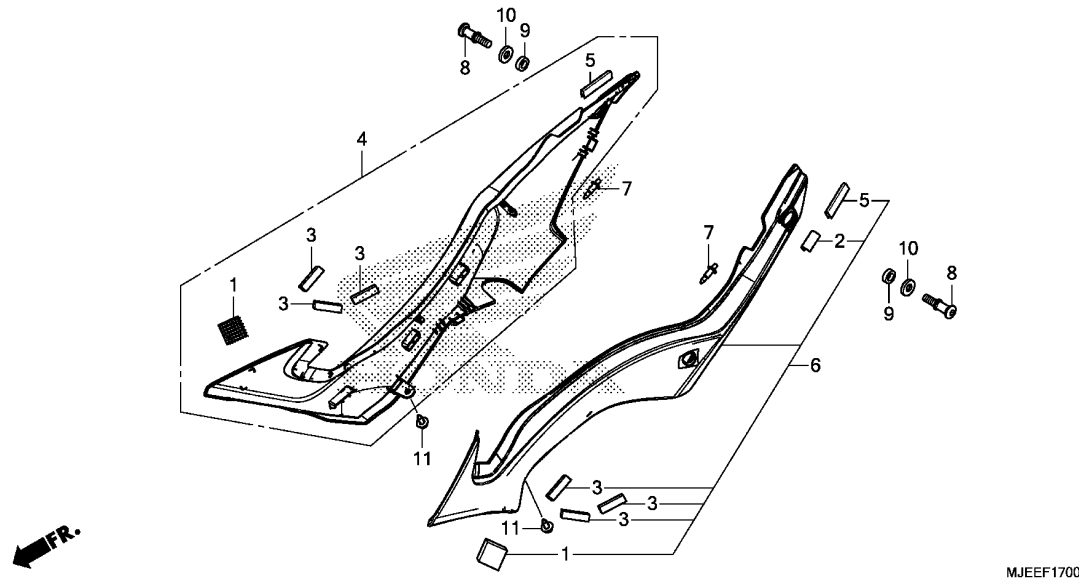
Ref. No.	Part No.	Description	Reqd. QTY				Serial No.	Parts catalogue code
			CB650F E	CB650F G	CB650FA E	CB650FA G		
1	64465-MJE-D00	RUBBER SPONGE, RR. FENDER ...	1	1	1	1		
2	77156-MJE-D01	CABLE, SEAT LOCK	1	1	1	1		
3	77200-MJE-D01ZA	SEAT ASSY., DOUBLE *TYPE1*	1	1	1	1		
4	77205-286-000	RUBBER B, SEAT SETTING	7	7	7	7		
5	77206-KPP-T00	RUBBER, SEAT CUSHION	2	2	2	2		
6	77211-MJE-D00	COWL ASSY., R. RR.	1	1	1	1		
7	77214-KPH-900	RUBBER B, SEAT SETTING	1	1	1	1		
8	77220-MJE-D00	LOCK COMP., SEAT	1	1	1	1		
9	77221-MJE-D00	COWL ASSY., L. RR.	1	1	1	1		
10	77234-GN2-000	SPRING, SEAT LOCK	1	1	1	1		
11	77235-MJE-D00	PLATE, LOCK KEY SETTING	1	1	1	1		
12	77237-MJE-D00	PROTECTOR, SEAT LOCK KEY	1	1	1	1		
13	77239-MJE-D02	KEY, SEAT LOCK(WAVE)	1	1	1	1		
14	77250-MJE-D00ZA	COWL ASSY., RR. CENTER(WL) *TYPE1*	1	1	1	1		
15	83512-MJE-D00	FILM, PROTECTOR	2	2	2	2		
16	90115-MGZ-J00	SCREW, SPECIAL, 6X14	2	2	2	2		
17	93903-24380	SCREW, TAPPING, 4X12	2	2	2	2		
18	95701-06012-00	BOLT, FLANGE, 6X12	1	1	1	1		



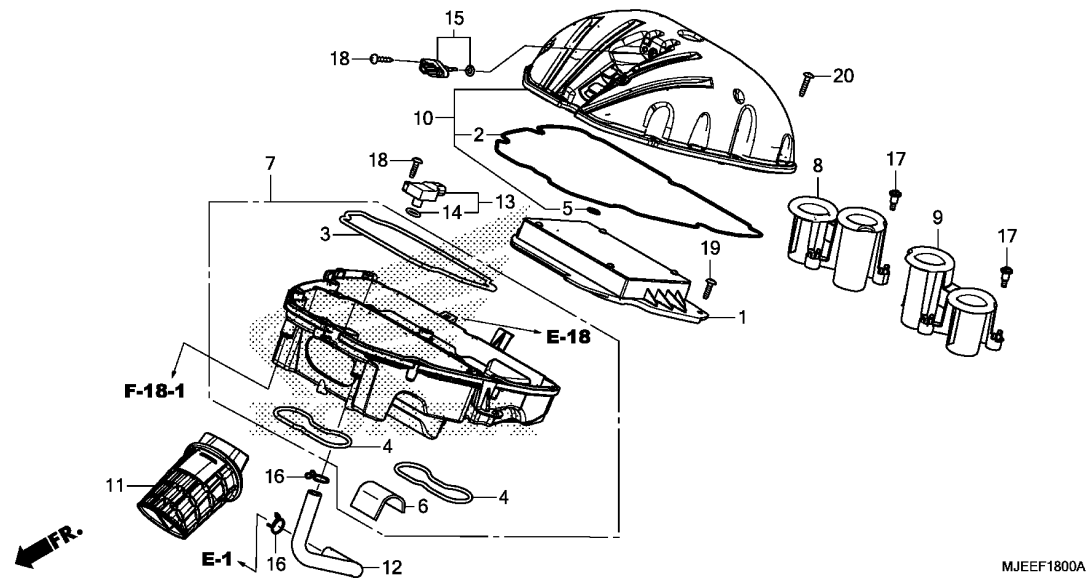
Ref. No.	L.O.N.	(Relative ref. Number) Description	F.R.T.
4	4111H9	COVER, SIDE :RIGHT	0.1
6	4111H8	COVER, SIDE :LEFT	0.1
	4111J0	COVER, SIDE :BOTH	0.1

3

Ref. No.	Part No.	Description	Reqd. QTY				Serial No.	Parts catalogue code
			CB650F E	CB650F G	CB650FA E	CB650FA G		
1	17542-MJE-D00	FASTENER D, DUAL LOCK, 20X20	2	2	2	2		
2	64122-MCZ-000	RUBBER, PROTECTOR	1	1	1	1		
3	81257-KVY-960	RUBBER, PROTECTOR	6	6	6	6		
4	83500-MJE-D00ZG	COVER ASSY., R. SIDE						
		*NHA95M*SWORD SILVER METALLIC	1	1	1	-	----- 4ED,ED,MA	
	83500-MJE-D00ZH	*NHA87P*PEARL HIMALAYAS WHITE	1	1	1	-	----- 4ED,ED,MA,RU	
	83500-MJE-D60ZB	COVER ASSY., R. SIDE(WL)						
		TYPE1.....	1	-	1	1	----- 2ED,2FO,2RU,2U,4U,5ED	
	83500-MJE-D00ZF	COVER ASSY., R. SIDE						
		NH436M						
		MAT GUNPOWDER BLACK METALLIC	1	-	1	1	----- 3U,4ED,ED,FO,RU	
	83500-MJE-D00ZD	*Y217P*PEARL QUEEN BEE YELLOW	1	-	1	1	----- 4ED,ED,FO,RU	
	83500-MJE-D60ZA	COVER ASSY., R. SIDE(WL)						
		R263.....MILLENNIUM RED	1	-	-	-	----- 2MA	
	83500-MJE-D60ZB	*TYPE1*.....	-	1	-	-	----- 2MA	
	83500-MJE-D00ZE	COVER ASSY., R. SIDE						
		PB215C..CANDY TAHITIAN BLUE	-	-	1	-	----- U	
5	83512-MJE-D00	FILM, PROTECTOR	2	2	2	2		
6	83600-MJE-D00ZG	COVER ASSY., L. SIDE						
		*NHA95M*SWORD SILVER METALLIC	1	1	1	-	----- 4ED,ED,MA	
	83600-MJE-D00ZH	*NHA87P*PEARL HIMALAYAS WHITE	1	1	1	-	----- 4ED,ED,MA,RU	
	83600-MJE-D60ZB	COVER ASSY., L. SIDE(WL)						
		TYPE1.....	1	-	1	1	----- 2ED,2FO,2RU,2U,4U,5ED	
	83600-MJE-D00ZF	COVER ASSY., L. SIDE						
		NH436M						
		MAT GUNPOWDER BLACK METALLIC	1	-	1	1	----- 3U,4ED,ED,FO,RU	
	83600-MJE-D00ZD	*Y217P*PEARL QUEEN BEE YELLOW	1	-	1	1	----- 4ED,ED,FO,RU	



Ref. No.	Part No.	Description	Reqd. QTY				Serial No.	Parts catalogue code
			CB650F E	G	CB650FA E	G		
(6)	83600-MJE-D60ZA	COVER ASSY., L. SIDE(WL) *R263*.....MILLENNIUM RED	1	-	-	-	-----	2MA
	83600-MJE-D60ZB	*TYPE1*.....	-	1	-	-	-----	2MA
	83600-MJE-D00ZE	COVER ASSY., L. SIDE *PB215C*.....CANDY TAHITIAN BLUE	-	-	1	-	-----	U
7	90116-MCS-G00	RIVET, PUSH	2	2	2	2		
8	90117-MAT-000	BOLT, HOOK, 8X20	2	2	2	2		
9	90502-MJE-D00	COLLAR, 8.5X16X6	2	2	2	2		
10	90514-921-000	WASHER, 8MM	2	2	2	2		
11	90683-GR1-003	CLIP, BODY COVER	2	2	2	2		



Ref. No.	L.O.N.	(Relative ref. Number) Description	F.R.T.
1		(3)	
312105		ELEMENT, AIR CLEANER	0.6
7		(11)	
3121A5		CASE, AIR CLEANER	1.0
8		3121C9 FUNNEL, AIR :RIGHT	0.7
9		3121C8 FUNNEL, AIR :LEFT	0.7
		3121E2 FUNNEL, AIR :BOTH	0.7
10		(2)	
312102		COVER, AIR CLEANER CASE	0.6
13		(14)	
617116		SENSOR, MAP	0.6
15		617120 SENSOR, AIR TEMP	0.6

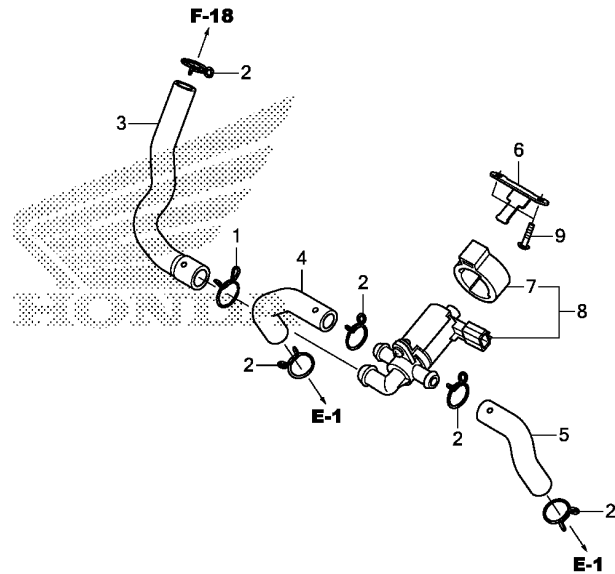
3

Ref. No.	Part No.	Description	Reqd. QTY				Serial No.	Parts catalogue code
			CB650F E	CB650F G	CB650FA E	CB650FA G		
1	17210-MJE-D00	ELEMENT COMP., AIR CLEANER ..	1	1	1	1		
2	17213-MJE-D00	SEAL, AIR CLEANER	1	1	1	1		
3	17214-MJE-D00	SEAL, AIR CLEANER ELEMENT ...	1	1	1	1		
4	17215-MJE-D00	SEAL, THROTTLE BODY	2	2	2	2		
5	17216-MJE-D00	SEAL, CENTER BOSS	1	1	1	1		
6	17217-MJE-D00	RUBBER, CUSHION	1	1	1	1		
7	17224-MJE-D01	CASE SUB ASSY., AIR CLEANER ..	1	1	1	1		
8	17225-MJE-D00	FUNNEL, R. AIR	1	1	1	1	----- 2ED,2FO,2MA,2RU,2U,ED,FO,MA,RU,U	
	17225-MJE-G10	-	-	1	1	----- 3U,4ED,4U,5ED	
9	17226-MJE-D00	FUNNEL, L. AIR	1	1	1	1	----- 2ED,2FO,2MA,2RU,2U,ED,FO,MA,RU,U	
	17226-MJE-G10	-	-	1	1	----- 3U,4ED,4U,5ED	
10	17235-MJE-D01	COVER SUB ASSY., AIR CLEANER	1	1	1	1		
11	17241-MJE-D00	DUCT, AIR CLEANER	1	1	1	1		
12	17265-MJE-D00	TUBE, BREATHER	1	1	1	1		
13	37830-RGA-006	SENSOR ASSY., MAP	1	1	1	1		
14	37875-RGA-006	O-RING	1	1	1	1		
15	37880-KWW-C01	SENSOR ASSY., AIR TEMP	1	1	1	1		
16	90646-657-000	CLIP, AIR HOSE, 16MM	2	2	2	2		
17	91508-MM5-000	SCREW, PAN, 5MM	6	6	6	6		
18	93901-25420	SCREW, TAPPING, 5X20	3	3	3	3		
19	93903-25480	SCREW, TAPPING, 5X20	2	2	2	2		
20	93903-25510	SCREW, TAPPING, 5X25	9	9	9	9		

F-18-1

AIR INJECTION CONTROL VALVE

H16

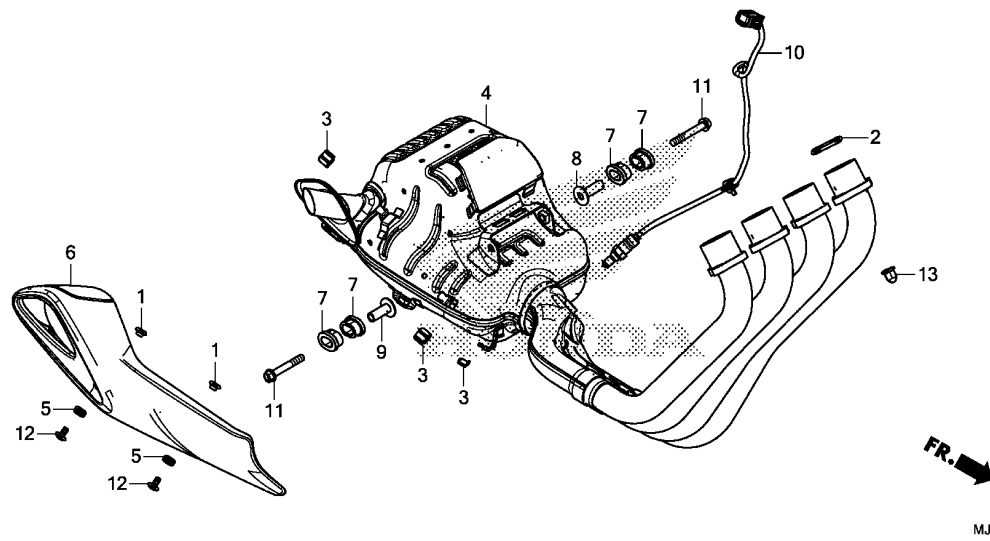


MJEEF1801

Ref. No.	L.O.N. (Relative ref. Number)	Description	F.R.T.
8	314130	VALVE, SECONDARY AIR CONTROL	1.1

Ref. No.	Part No.	Description	Reqd. QTY				Serial No.	Parts catalogue code
			CB650F		CB650FA			
			E	G	E	G		
1	17554-MB0-000	CLIP, BREATHER TUBE	1	1	1	1		
2	17724-102-700	CLIP, SUB TANK HOSE	5	5	5	5		
3	18651-MJE-D00	TUBE, AIR INJECTION CONTROL VALVE	1	1	1	1		
4	18653-MJE-D00	TUBE, R. AIR INJECTION CONTROL VALVE	1	1	1	1		
5	18654-MJE-D00	TUBE, L. AIR INJECTION CONTROL VALVE	1	1	1	1		
6	18661-MJE-D00	STAY, AIR INJECTION SOLENOID VALVE	1	1	1	1		
7	36172-MJE-D01	SUSPENSION, SOLENOID VALVE ..	1	1	1	1		
8	36450-MJE-D01	VALVE ASSY., EX. AIR INJECTION	1	1	1	1		
9	93903-24480	SCREW, TAPPING, 4X16	2	2	2	2		

3



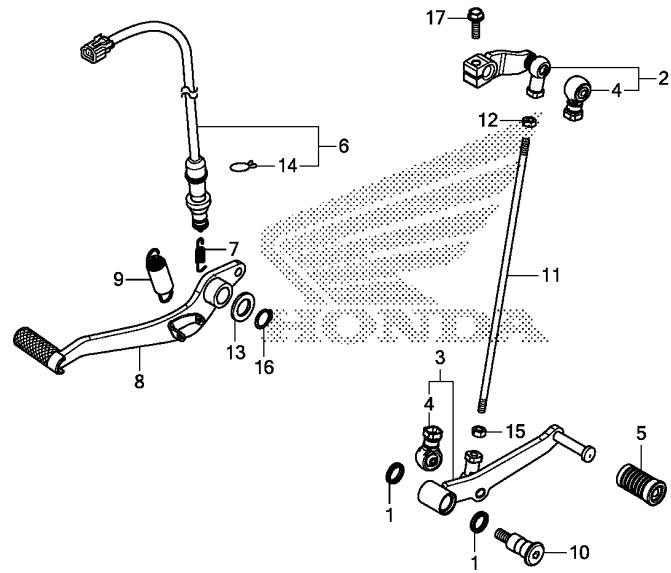
Ref. No.	L.O.N.	(Relative ref. Number) Description	F.R.T.
2	3131B4	GASKET, EXHAUST PIPENOTE: Same time for two units or more	0.8
4	313120	MUFFLER	0.9
6	313121	PROTECTOR, MUFFLER	0.1
10	617121	SENSOR, OXYGEN	0.9

MJEEF1900



3

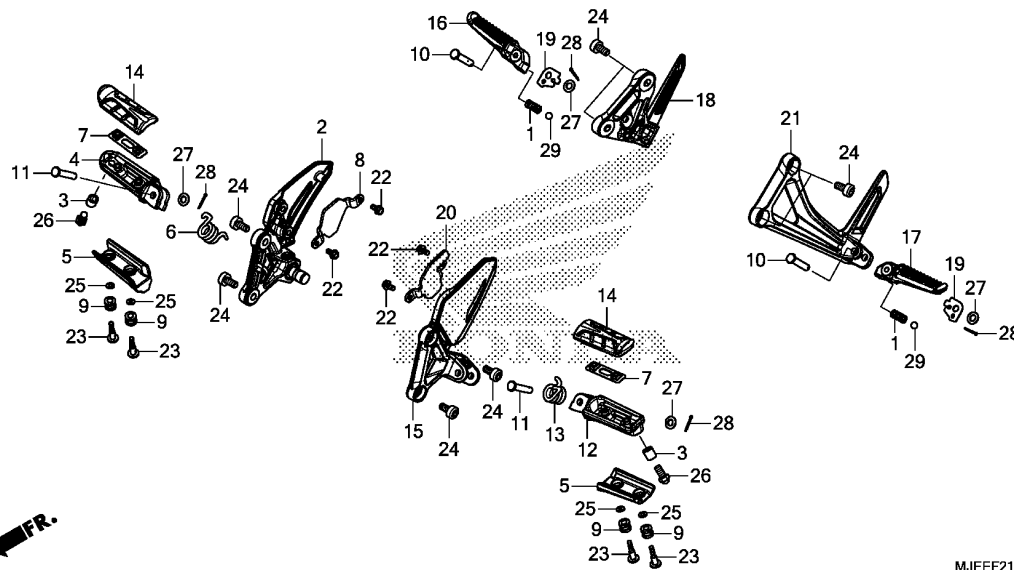
Ref. No.	Part No.	Description	Reqd. QTY				Serial No.	Parts catalogue code
			CB650F		CB650FA			
			E	G	E	G		
1	18185-MGV-D00	COLLAR, MUFFLER MOUNTING	2	2	2	2		
2	18291-MN4-920	GASKET, EX. PIPE	4	4	4	4		
3	18293-MCA-A20	RUBBER, PROTECTOR PACKING ...	3	3	3	3		
4	18300-MJE-D00	MUFFLER COMP.	1	1	1	1		
5	18345-MBT-610	RUBBER, PROTECTOR MOUNTING ..	2	2	2	2		
6	18355-MJE-D00	PROTECTOR, MUFFLER	1	1	1	1		
7	18422-MGZ-J00	RUBBER, EX. PIPE MOUNTING ...	4	4	4	4		
8	18423-MJE-D00	COLLAR, L. MUFFLER MOUNTING -	1	1	1	1		
9	18424-MJE-D00	COLLAR, R. MUFFLER MOUNTING -	1	1	1	1		
10	36531-MJE-D01	SENSOR, OXYGEN	1	1	1	1		
11	90103-MJE-D00	BOLT, FLANGE, 8X55	2	2	2	2		
12	90106-KRG-000	SCREW, PAN, 6X12	2	2	2	2		
13	90304-KPH-700	NUT, HEX. CAP, 8MM	8	8	8	8		



MJEEF2000

Ref. No.	L.O.N.	(Relative ref. Number) Description	F.R.T.
2		(11)	
4101A2		ARM, GEAR CHANGE	0.1
3		(1)	
4101A1		PEDAL, GEAR CHANGE	0.1
6		6151B5 SWITCH, REAR STOP :PEDAL SIDE	0.7
8		810160 PEDAL, REAR BRAKE	0.2

Ref. No.	Part No.	Description	Reqd. QTY				Serial No.	Parts catalogue code
			CB650F E	CB650F G	CB650FA E	CB650FA G		
1	24706-MK3-770	RUBBER, DUST SEAL	2	2	2	2		
2	24710-MJE-D00	ARM COMP., GEAR CHANGE	1	1	1	1		
3	24720-MJE-D00	PEDAL COMP., GEAR CHANGE	1	1	1	1		
4	24724-MBW-D21	COVER, DUST	2	2	2	2		
5	24781-KSP-860	RUBBER, CHANGE PEDAL	1	1	1	1		
6	35350-MJE-D01	SWITCH ASSY., RR. STOP	1	-	1	-		
	35350-MJE-D02	-	1	-	1		
7	35357-HPO-A00	SPRING, STOP SWITCH	1	1	1	1		
8	46500-MJE-D00	PEDAL COMP., BRAKE	1	1	1	1		
9	46513-KYJ-900	SPRING ASSY., BRAKE PEDAL	1	1	1	1		
10	90113-MGZ-J00	BOLT, CHANGE PIVOT	1	1	1	1		
11	90165-MJE-D00	BOLT, TIE ROD	1	1	1	1		
12	90301-MGZ-J00	NUT, SPECIAL, 6MM (LEFT HAND THREAD)	1	1	1	1		
13	90557-230-000	WASHER, 15.2X25	1	1	1	1		
14	90651-MGE-641	CLIP, SWITCH COVER	1	1	1	1		
15	94001-06070-0S	NUT, HEX., 6MM	1	1	1	1		
16	94511-15000	CIRCLIP, EXTERNAL, 15MM	1	1	1	1		
17	95701-06020-07	BOLT, FLANGE, 6X20	1	1	1	1		

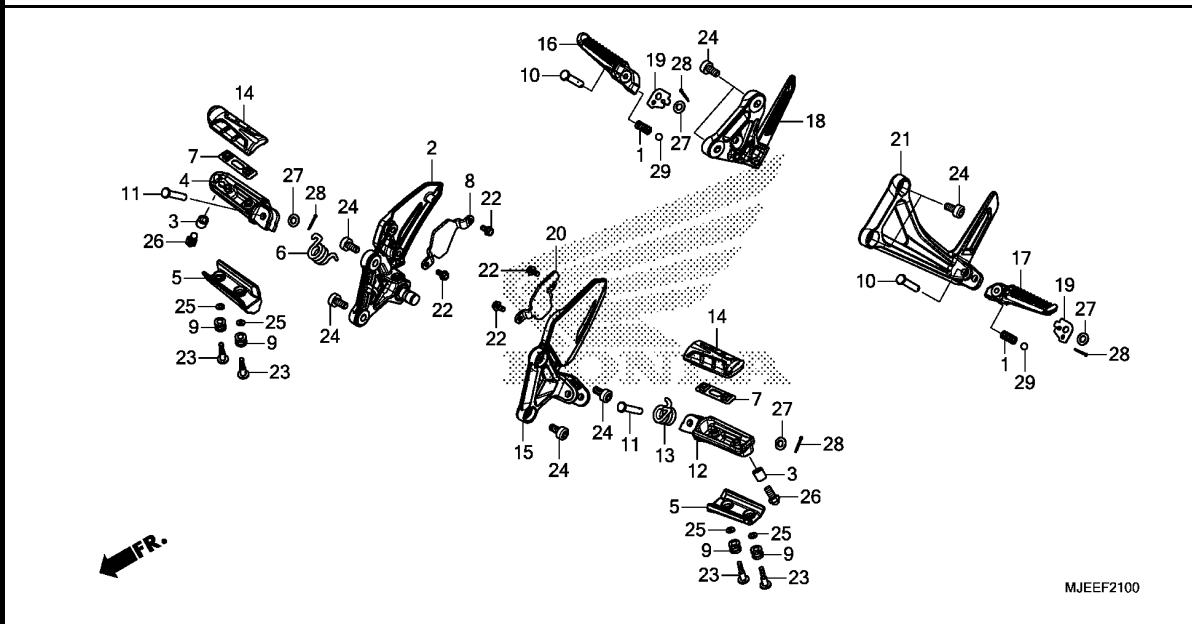


Ref. No.	L.O.N.	(Relative ref. Number) Description	F.R.T.
2	4101N2	HOLDER, STEP :RIGHT	0.3
4	4101C6	BAR, MAIN STEP :RIGHT	0.2
12	4101C5	BAR, MAIN STEP :LEFT	0.2
	4101J1	BAR, MAIN STEP :BOTH	0.3
14	4101D3	RUBBER, STEP :LEFT	0.1
	4101D4	RUBBER, STEP :RIGHT	0.1
	4101L8	RUBBER, STEP :BOTH	0.1
15	4101N1	HOLDER, STEP :LEFT	0.2
	4101N6	HOLDER, STEP :BOTH	0.5
16	4101C8	BAR, PILLION STEP :RIGHT	0.1
17	4101C7	BAR, PILLION STEP :LEFT	0.1
	4101P4	BAR, PILLION STEP :BOTH	0.2
18	4101D0	BRACKET, PILLION STEP :RIGHT	0.2
21	4101C9	BRACKET, PILLION STEP :LEFT	0.2
	4101K4	BRACKET, PILLION STEP :BOTH	0.3

MJEEF2100

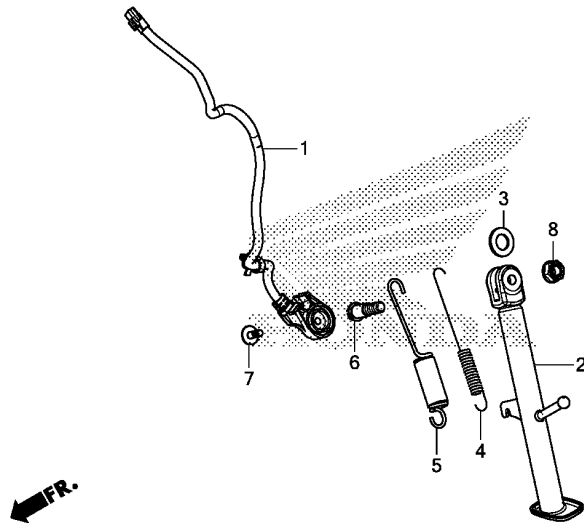
3

Ref. No.	Part No.	Description	Reqd. QTY				Serial No.	Parts catalogue code
			CB650F E	G	CB650FA E	G		
1	28333-300-000	SPRING, KICK STARTER STOPPER	2	2	2	2		
2	50600-MJE-D00	HOLDER, R. MAIN STEP	1	1	1	1		
3	50611-MJE-D00	COLLAR, 12.7X13	2	2	2	2		
4	50612-MJE-D00	ARM, R. STEP	1	1	1	1		
5	50615-MGZ-J00	PLATE, STEP LOWER	2	2	2	2		
6	50617-445-840	SPRING, R. STEP RETURN	1	1	1	1		
7	50619-MM5-000	PLATE, STEP SETTING	2	2	2	2		
8	50621-MJE-D00	WEIGHT, R. STEP	1	1	1	1		
9	50622-MBG-D00	RUBBER, STEP LOWER PLATE	4	4	4	4		
10	50639-MFL-D20	PIN, STEP BAR	2	2	2	2		
11	50639-MLO-010	PIN, STEP BAR	2	2	2	2		
12	50642-MJE-D00	ARM, L. STEP	1	1	1	1		
13	50644-445-840	SPRING, L. STEP RETURN	1	1	1	1		
14	50661-MJE-D00	RUBBER, MAIN STEP	2	2	2	2		
15	50700-MJE-D00	HOLDER, L. MAIN STEP	1	1	1	1		
16	50711-MGS-D30	ARM, R. PILLION STEP	1	1	1	1		
17	50712-MGS-D30	ARM, L. PILLION STEP	1	1	1	1		
18	50715-MJE-D00	HOLDER, R. PILLION STEP	1	1	1	1		
19	50718-MN8-000	PLATE, PILLION STEP CLICK	2	2	2	2		
20	50721-MJE-D00	WEIGHT, L. STEP	1	1	1	1		
21	50725-MJE-D00	HOLDER, L. PILLION STEP	1	1	1	1		
22	90002-892-000	BOLT, FLANGE, 5X10	4	4	4	4		
23	90115-MBG-D00	BOLT, STEP LOWER PLATE	4	4	4	4		
24	90116-MJE-D00	BOLT, SOCKET, 8X18	8	8	8	8		
25	90483-MER-D00	WASHER, PLAIN, 5MM	4	4	4	4		



Ref. No.	Part No.	Description	Reqd. QTY				Serial No.	Parts catalogue code
			CB650F E	CB650F G	CB650FA E	CB650FA G		

26	92501-08022-0A	BOLT, CAP, 8X22	2	2	2	2	
27	94102-08000	WASHER, PLAIN, 8MM	4	4	4	4	
28	94201-20150	PIN, SPLIT, 2.0X15	4	4	4	4	
29	96211-08000	BALL, STEEL, #8(1/4)	2	2	2	2	



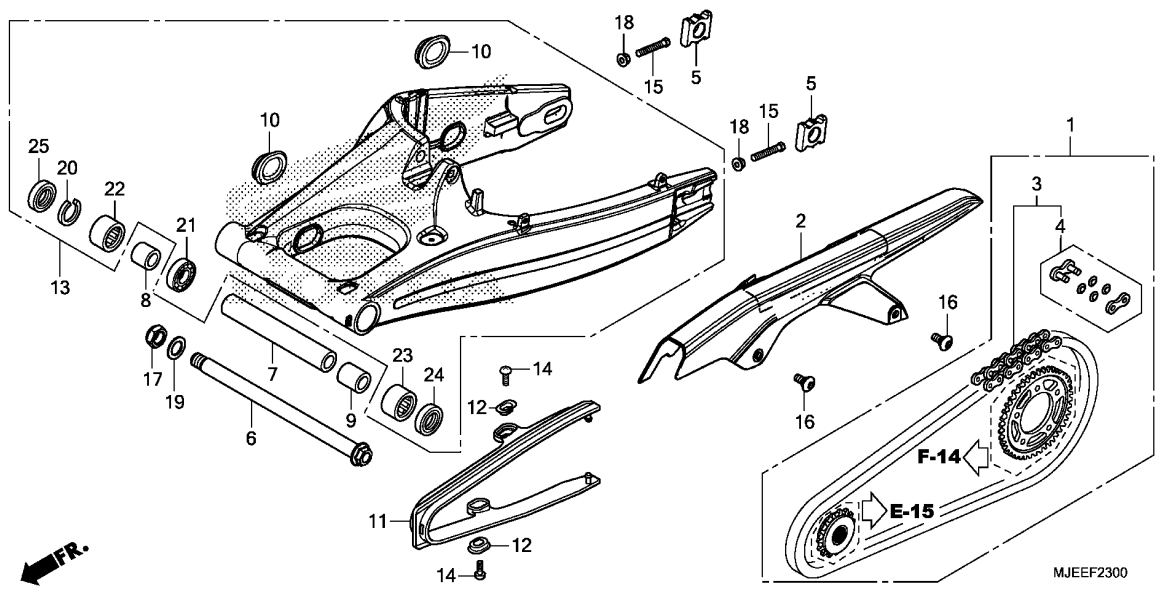
MJEFF2200

Ref. No.	L.O.N.	(Relative ref. Number) Description	F.R.T.
1	615195	SWITCH, SIDE STAND	0.3
2	410180	BAR, SIDE STAND	0.2
5		(4)	
	410182	SPRING, SIDE STAND	0.1

.NOTE: Same time for two units

3

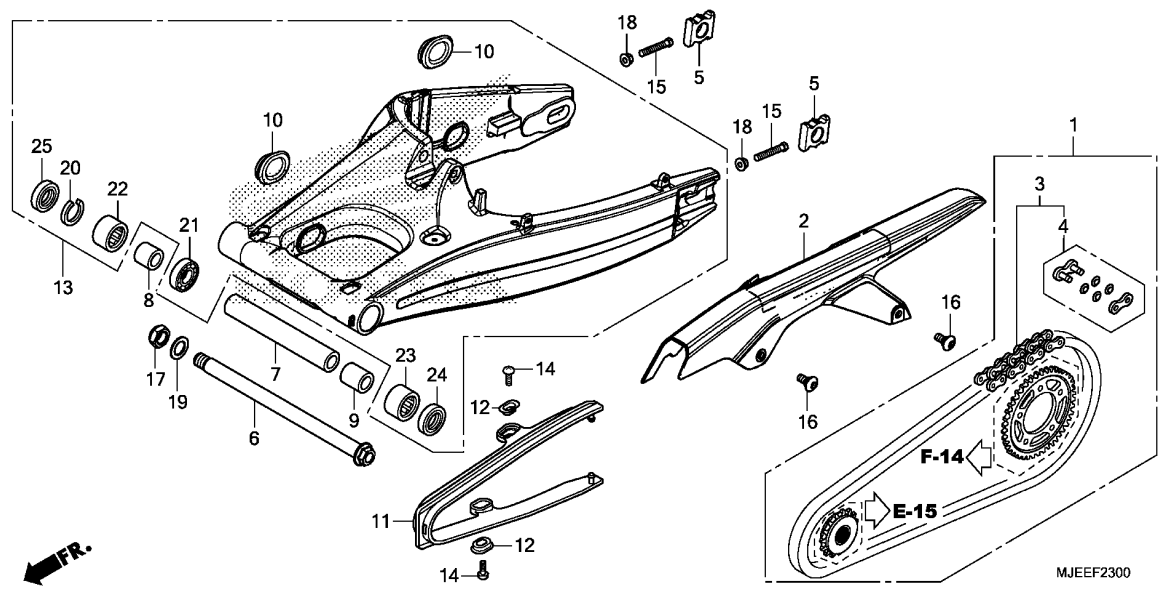
Ref. No.	Part No.	Description	Reqd. QTY				Serial No.	Parts catalogue code
			CB650F		CB650FA			
			E	G	E	G		
1	35700-MJE-D01	SWITCH ASSY., SIDE STAND	1	1	1	1		
2	50530-MJE-D00	BAR COMP., SIDE STAND	1	1	1	1		
3	50539-MFJ-D00	WASHER, 14.5X28	1	1	1	1		
4	50542-KCM-620	SUB SPRING, SIDE STAND	1	1	1	1		
5	50542-KPM-000	SPRING ASSY., SIDE STAND	1	1	1	1		
6	90108-KPP-860	BOLT, SIDE STAND PIVOT	1	1	1	1		
7	90132-KYJ-960	BOLT, SPECIAL, 6X16	1	1	1	1		
8	90203-MF9-710	NUT, SIDE STAND	1	1	1	1		



Ref. No.	L.O.N.	(Relative ref. Number) Description	F.R.T.
1	2131G4	CHAIN KIT, DRIVE	1.0
2	410195	CASE, DRIVE CHAIN	0.1
3	213165	CHAIN, DRIVE	0.5
11	4101E5	SLIDER, CHAIN	0.3
13	5121B0	SWINGARM ASSEMBLY	0.8
22	5121C9	BEARING, SWINGARM PIVOT :RIGHT .NOTE: Same time for two units	0.9
23	5121C8	BEARING, SWINGARM PIVOT :LEFT	1.1
	5121D0	BEARING, SWINGARM PIVOT :BOTH	1.1

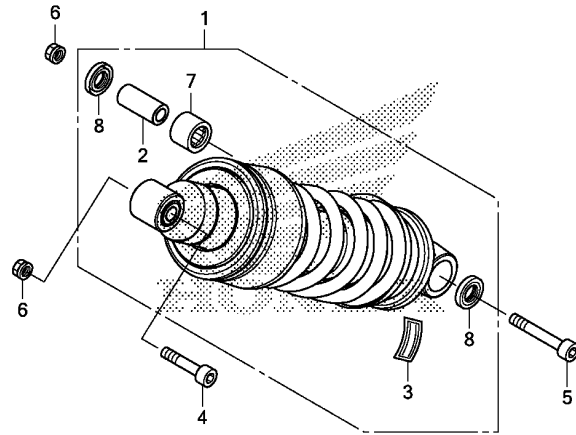
Ref. No.	Part No.	Description	Reqd. QTY				Serial No.	Parts catalogue code
			CB650F E	CB650FA G	CB650F G	CB650FA G		
1	06406-MJE-D00	CHAIN KIT, DRIVE(525-15&42T) (STANDARD LINK 118L)	1	-	1	-	----- 2ED,4ED,5ED,ED	
2	40511-MJE-D00	CASE, DRIVE CHAIN	1	1	1	1		
3	40540-MJE-D01	CHAIN, DRIVE(DID525V11-120ZB) (STANDARD LINK 118L)	1	1	1	1		
	40540-MJE-D02	CHAIN, DRIVE(RK525KRW-120LJFZ) (STANDARD LINK 118L)	1	1	1	1		
4	40545-MJE-D01	JOINT, DRIVE CHAIN(DAIDO) ...	1	1	1	1		
	40545-MJE-D02	JOINT, DRIVE CHAIN(RK)	1	1	1	1		
5	42305-MJE-D00	COLLAR, RR. AXLE	2	2	2	2		
6	52101-MJE-D00	BOLT, SWINGARM PIVOT	1	1	1	1		
7	52141-MJE-D00	COLLAR, CENTER PIVOT DISTANCE	1	1	1	1		
8	52142-MJE-D00	COLLAR, R. PIVOT DISTANCE ...	1	1	1	1		
9	52143-MJE-D00	COLLAR, L. PIVOT DISTANCE ...	1	1	1	1		
10	52161-KZZ-900	CAP, RR. SWINGARM	4	4	4	4		
11	52170-MJE-D00	SLIDER, CHAIN	1	1	1	1		
12	52171-KR6-000	WASHER, CHAIN SLIDER	2	2	2	2		
13	52200-MJE-D00	SWINGARM SUB ASSY., RR.	1	1	1	1		
14	90104-KPP-900	SCREW, PAN, 5X12	2	2	2	2		
15	90106-MCF-D00	BOLT, HEX., 8X50	2	2	2	2		
16	90115-MGZ-J00	SCREW, SPECIAL, 6X14	2	2	2	2		
17	90305-MJE-D01	NUT, U, 18MM	1	1	1	1		
18	90309-357-000	NUT, HEX., 8MM	2	2	2	2		
19	90401-KZ4-890	WASHER, 18X32X2	1	1	1	1		
20	90651-MEW-920	CIRCLIP, INTERNAL(37)	1	1	1	1		





MJEEF2300

Ref. No.	Part No.	Description	Reqd. QTY				Serial No.	Parts catalogue code
			CB650F E	G	CB650FA E	G		
21	91054-MGS-D31	BEARING, RADIAL BALL, 20X37X9	1	1	1	1		
22	91055-MGS-D31	BEARING, NEEDLE, 30X37X20	1	1	1	1		
23	91071-MR7-003	BEARING, NEEDLE	1	1	1	1		
24	91202-MR7-003	DUST SEAL, 28X37X4	1	1	1	1		
25	91253-KZ3-861	DUST SEAL, 30X37X4	1	1	1	1		

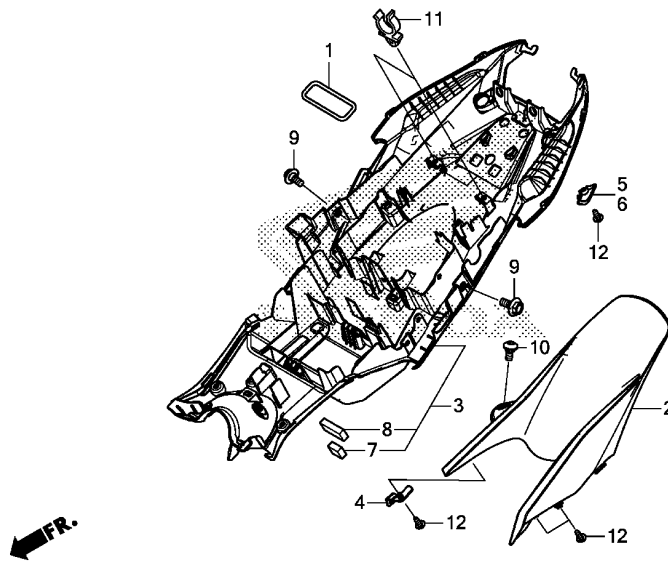


MJEEF2400

Ref. No.	L.O.N.	(Relative ref. Number) Description	F.R.T.
1	512115	CUSHION ASSY., REAR	0.9
7	5121D1	BEARING, REAR CUSHION	1.1

Ref. No.	Part No.	Description	Reqd. QTY				Serial No.	Parts catalogue code
			CB650F E	G	CB650FA E	G		
1	52400-MJE-A01	CUSHION ASSY., RR. (SHOWA) ...	1	1	-	-	----- 2MA,MA	
	52400-MJE-D01	1	-	1	1	----- 2ED,2FO,2RU,2U,3U,4ED,4U,5ED,ED,FO,RU,U	
2	52463-MGZ-J00	COLLAR, CUSHION CONNECTING ROD	1	1	1	1		
3	87516-MBL-610	LABEL, RR. DAMPER	1	1	-	-	----- 2MA,MA	
	87516-MCA-G60	LABEL, RR. DAMPER (PICTOGRAPH)	1	-	1	1	----- 2ED,2FO,2RU,2U,3U,4ED,4U,5ED,ED,FO,RU,U	
4	90107-MJE-D00	BOLT, SOCKET, 10X51	1	1	1	1		
5	90108-MJE-D00	BOLT, SOCKET, 10X70	1	1	1	1		
6	90304-MJE-D01	NUT, U, FLANGE, 10MM	2	2	2	2		
7	91071-KV3-005	BEARING, NEEDLE (KOYO)	1	1	1	1		
8	91262-KV3-831	DUST SEAL, 17X24X5 (ARAI)	2	2	2	2		

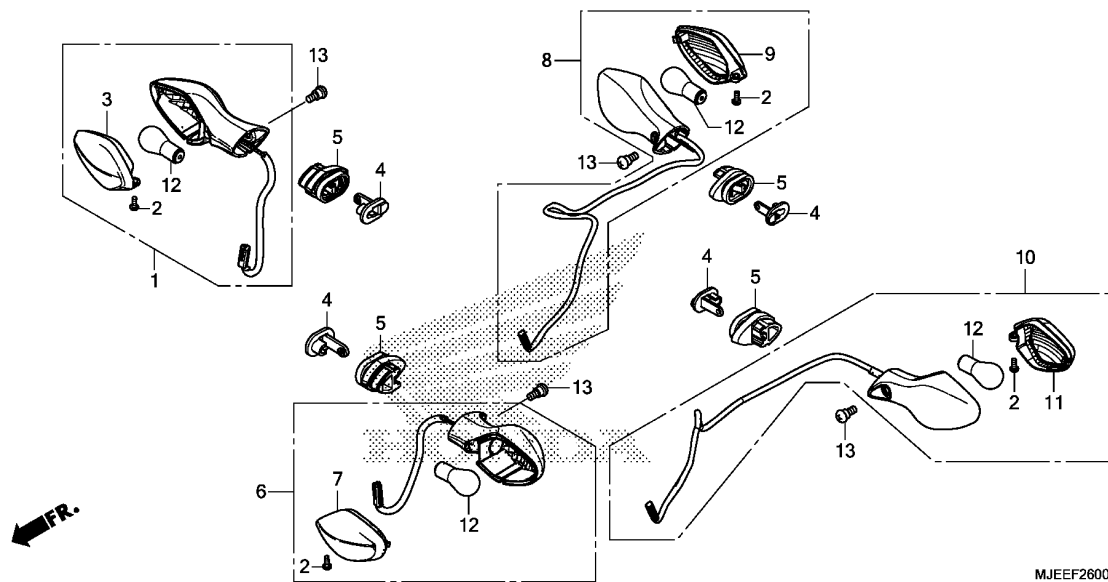




Ref. No.	L.O.N.	(Relative ref. Number) Description	F.R.T.
2	413111	FENDER C, REAR	0.1
3	413110	FENDER B, REAR	1.5

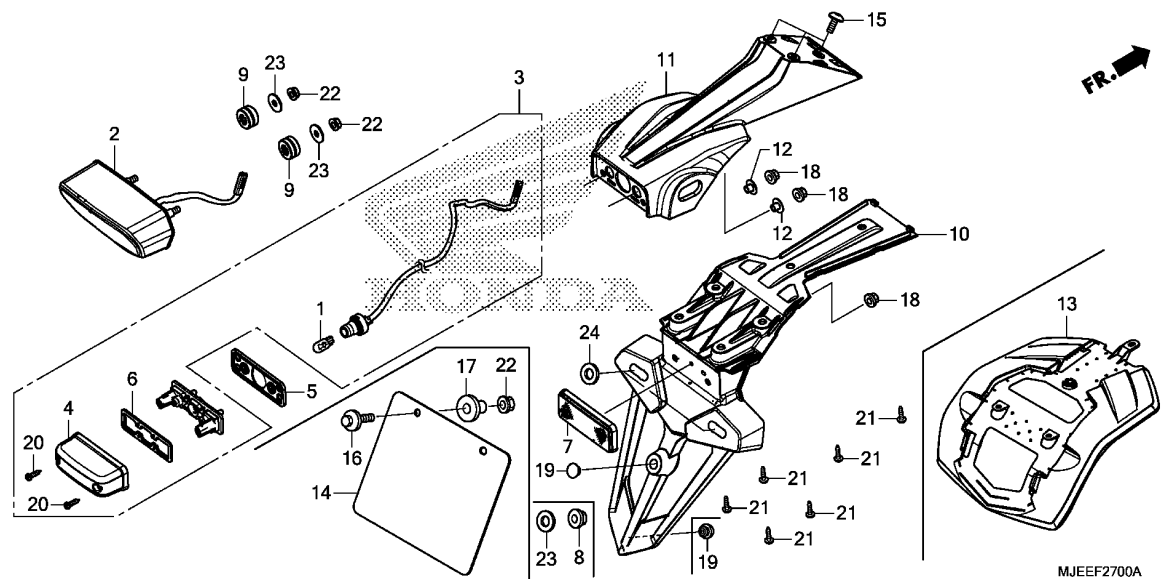
3

Ref. No.	Part No.	Description	Reqd. QTY				Serial No.	Parts catalogue code
			CB650F		CB650FA			
			E	G	E	G		
1	50290-MBL-610	BAND, U-LOCK	1	1	1	1		
2	80103-MJE-D00	FENDER C, RR.	1	1	1	1		
3	80105-MJE-D00	FENDER COMP. B, RR.	1	1	1	1		
4	80106-MJE-D00	STAY C, RR. FENDER	1	1	1	1		
5	80107-MJE-D00	COVER B, R. RR. FENDER	1	1	1	1		
6	80108-MJE-D00	COVER B, L. RR. FENDER	1	1	1	1		
7	80109-MJE-D00	RUBBER B, RR. FENDER SPONGE ..	1	1	1	1		
8	83705-MT3-300	RUBBER, SIDE COVER SPONGE ...	1	1	1	1		
9	90111-187-000	BOLT, FLANGE, 6MM	2	2	2	2		
10	90115-MGZ-J00	SCREW, SPECIAL, 6X14	1	1	1	1		
11	90652-KPC-640	ROD, HOLDER(18.5)	2	-	2	-	----- 2ED,2RU,4ED,5ED,ED,RU	
12	93903-24380	SCREW, TAPPING, 4X12	5	5	5	5		



Ref. No.	L.O.N.	(Relative ref. Number) Description	F.R.T.
1	6161C4	WINKER :RIGHT FRONT	0.2
6	6161C3	WINKER :LEFT FRONT	0.2
	6161C5	WINKER :BOTH FRONT	0.3
8	6161C7	WINKER :RIGHT REAR	0.3
10	6161C6	WINKER :LEFT REAR	0.3
	6161C8	WINKER :BOTH REAR	0.4
12	616133	BULB, WINKER :FRONT	0.1
		.NOTE: Same time for two units	
	616139	BULB, WINKER :REAR	0.1
		.NOTE: Same time for two units	
	6161G0	BULB, WINKER :FOR 1 VEHICLE ..	0.2

Ref. No.	Part No.	Description	Reqd. QTY				Serial No.	Parts catalogue code
			CB650F E	CB650FA G	CB650F E	CB650FA G		
1	33400-MJE-D41	WINKER ASSY., R. FR.(12V 21W)	1	-	1	-		
	33400-MJE-D42	-	1	-	1		
2	33402-MGS-D31	SCREW, SPECIAL, 4X10	4	4	4	4		
3	33404-MGS-D31	LENS COMP., R. WINKER	1	-	1	-		
	33404-MGS-D32	-	1	-	1		
4	33412-MGS-D30	STAY, WINKER	4	4	4	4		
5	33413-MGZ-J40	RUBBER, WINKER MOUNTING	4	4	4	4		
6	33450-MJE-D41	WINKER ASSY., L. FR.(12V 21W)	1	-	1	-		
	33450-MJE-D42	-	1	-	1		
7	33454-MGS-D31	LENS COMP., L. WINKER	1	-	1	-		
	33454-MGS-D32	-	1	-	1		
8	33600-MJE-D01	WINKER ASSY., R. RR.(12V 21W)	1	-	1	-		
	33600-MJE-D02	-	1	-	1		
9	33604-MGS-D31	LENS COMP., R. WINKER	1	-	1	-		
	33604-MGS-D32	-	1	-	1		
10	33650-MJE-D01	WINKER ASSY., L. RR.(12V 21W)	1	-	1	-		
	33650-MJE-D02	-	1	-	1		
11	33654-MGS-D31	LENS COMP., L. WINKER	1	-	1	-		
	33654-MGS-D32	-	1	-	1		
12	34904-MGZ-D01	BULB, WINKER(AMBER)(12V 21W)						
		(PY21W)	4	4	4	4		
13	90380-MGS-D30	SCREW, SPECIAL, 6X8	4	4	4	4		

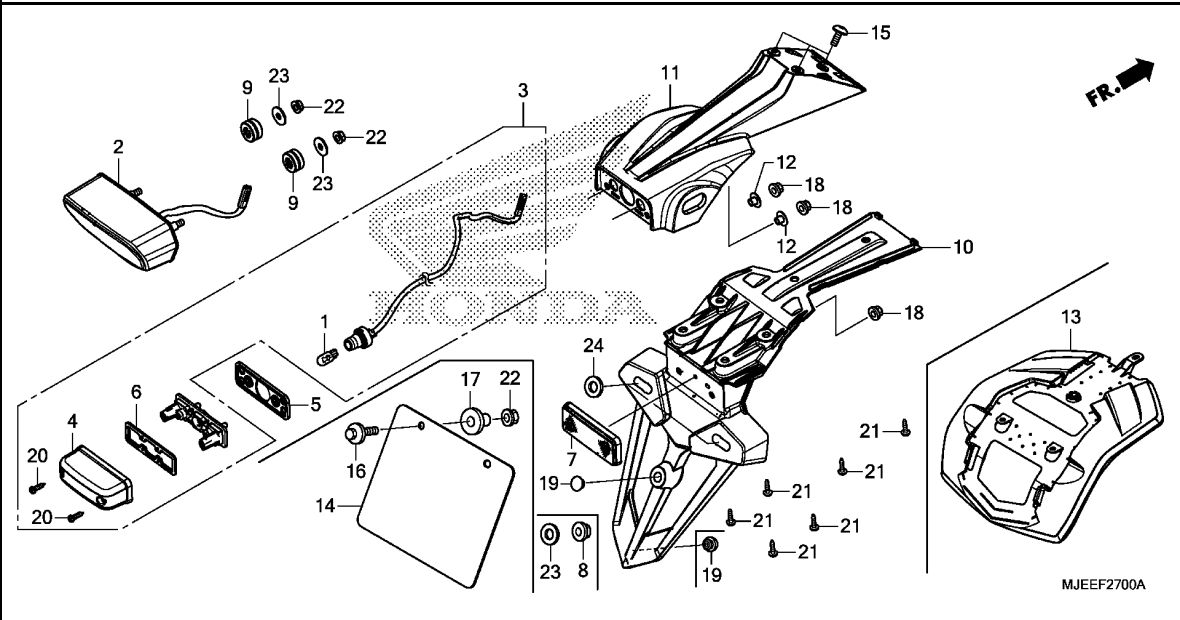


Ref. No.	L.O.N.	(Relative ref. Number) Description	F.R.T.
1		(4,6)	
	6161F3	BULB, LICENSE LIGHT	0.1
2	6161D5	TAILLIGHT UNIT	0.1
3		(5)	
	6161D8	LIGHT, LICENSE	0.3
10	413105	FENDER A, REAR	0.2
11	4131M7	STAY, REAR FENDER	0.6
13	4131G4	MUDGUARD :REAR	0.1

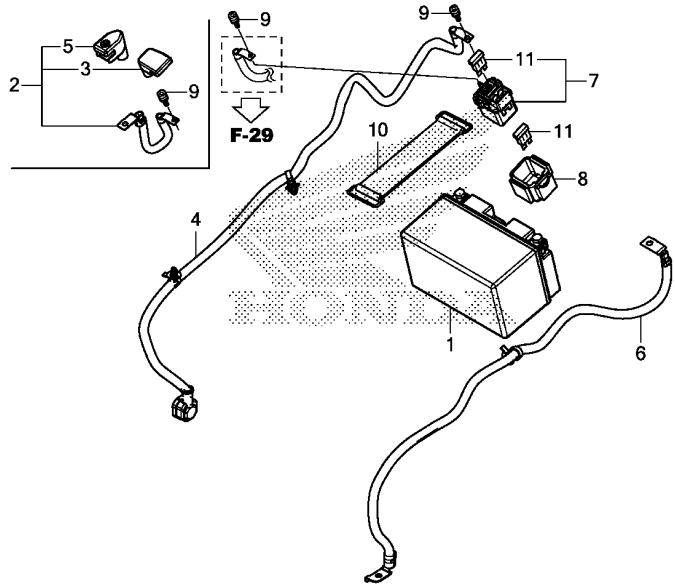
MJEEF2700A

3

Ref. No.	Part No.	Description	Reqd. QTY				Serial No.	Parts catalogue code
			CB650F E	CB650F G	CB650FA E	CB650FA G		
1	33301-SA0-741	BULB(12V 5W)(STANLEY)	1	1	1	1		
2	33701-MJE-D01	TAILLIGHT UNIT	1	1	1	1		
3	33720-MJE-D01	LIGHT ASSY., LICENSE(12V 5W)	1	1	1	1		
4	33722-KWN-901	COVER COMP., LICENSE	1	1	1	1		
5	33728-KPP-T00	RUBBER, LICENSE LIGHT	1	1	1	1		
6	33729-MCZ-003	PACKING, LENS	1	1	1	1		
7	33741-KPL-902	REFLECTOR, REFLEX	1	1	1	1		
8	44125-MN5-000	COLLAR, FR. WHEEL COVER	1	-	1	-	----- 2ED,2RU,4ED,5ED,ED,RU	
9	77209-KAG-900	RUBBER, SEAT STAY MOUNTING ..	2	2	2	2		
10	80101-MJE-A00	FENDER A, RR.	1	1	1	-	----- 2MA,2U,MA,U	
	80101-MJE-D00	1	-	1	1	----- 2ED,2FO,2RU,3U,4ED,4U,5ED,ED,FO,RU	
11	80104-MJE-D00	STAY, RR. FENDER	1	1	1	1		
12	80105-K33-D00	COLLAR, MOUNTING	2	2	2	2		
13	80131-MJE-U10	GUARD, MUD	-	-	1	-	----- 2U,U	
14	84710-MEE-650	PLATE, NUMBER BACK	-	-	1	-	----- 2U,U	
15	90107-K26-900	BOLT, SPECIAL, 6X16	3	3	3	3		
16	90147-KVB-900	BOLT, SPECIAL, 6X16	-	-	2	-	----- 2U,U	
17	90175-MCT-640	COLLAR, FUEL TANK	-	-	2	-	----- 2U,U	
18	90301-KWN-901	NUT, U, 5MM	3	3	3	3		
19	90852-KPP-T00	PLUG, HOLE	1	1	1	1	----- 2ED,2MA,2RU,2U,3U,4ED,4U,5ED,ED,MA,RU,U	
	35163-MN5-003	GROMMET	-	-	1	-	----- 2FO,FO	
20	93901-24480	SCREW, TAPPING, 4X16	2	2	2	2		
21	93903-25380	SCREW, TAPPING, 5X16	6	6	6	6		
22	94050-06000	NUT, FLANGE, 6MM	2	2	2	2	----- 2ED,2FO,2MA,2RU,3U,4ED,4U,5ED,ED,FO,MA,RU	
			-	-	4	-	----- 2U,U	



Ref. No.	Part No.	Description	Reqd. QTY		Serial No.	Parts catalogue code
			CB650F E G	CB650FA E G		
23	94103-06000	WASHER, PLAIN, 6MM	2	2	-	2FO,2MA,3U,4U,F0,MA
			3	-	-	2ED,ED
			-	-	3	2ED,2RU,4ED,5ED,ED,RU
24	94103-06000 94103-08000	WASHER, PLAIN, 6MM	-	-	2	2U,U
			2	-	2	2ED,2RU,4ED,5ED,ED,RU
			-	-	-	2FO,F0



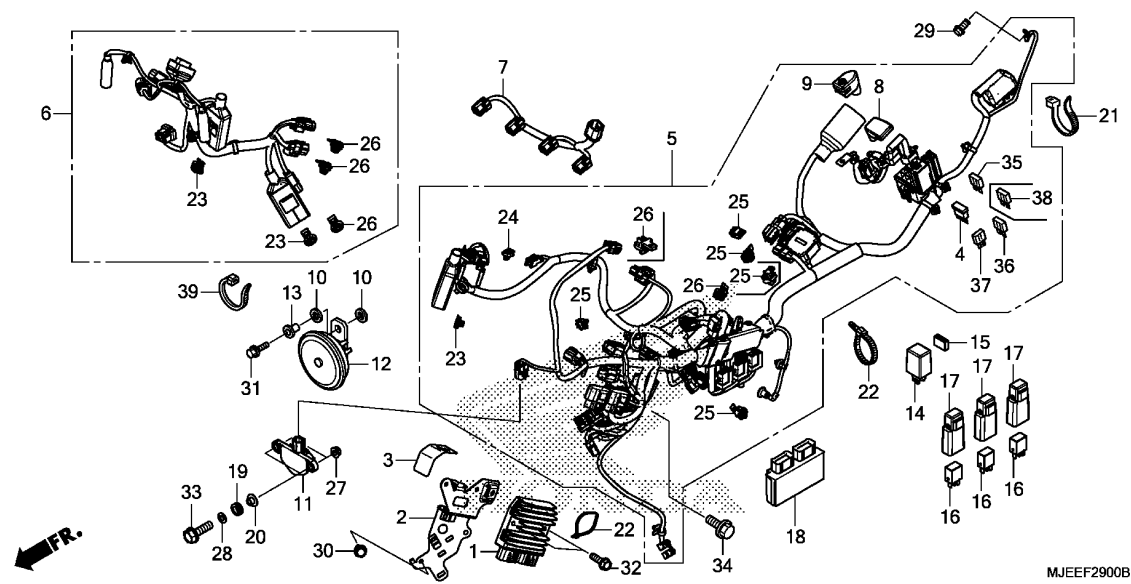
FR.

MJEEF2800

Ref. No.	L.O.N.	(Relative ref. Number) Description	F.R.T.
1	610100	BATTERY	0.2
2	610105	CABLE, POSITIVE BATTERY	0.2
4	612115	CABLE, STARTER MOTOR	0.7
6	610110	CABLE, NEGATIVE BATTERY	0.6
7	615113	SWITCH, STARTER MAGNETIC	0.2

3

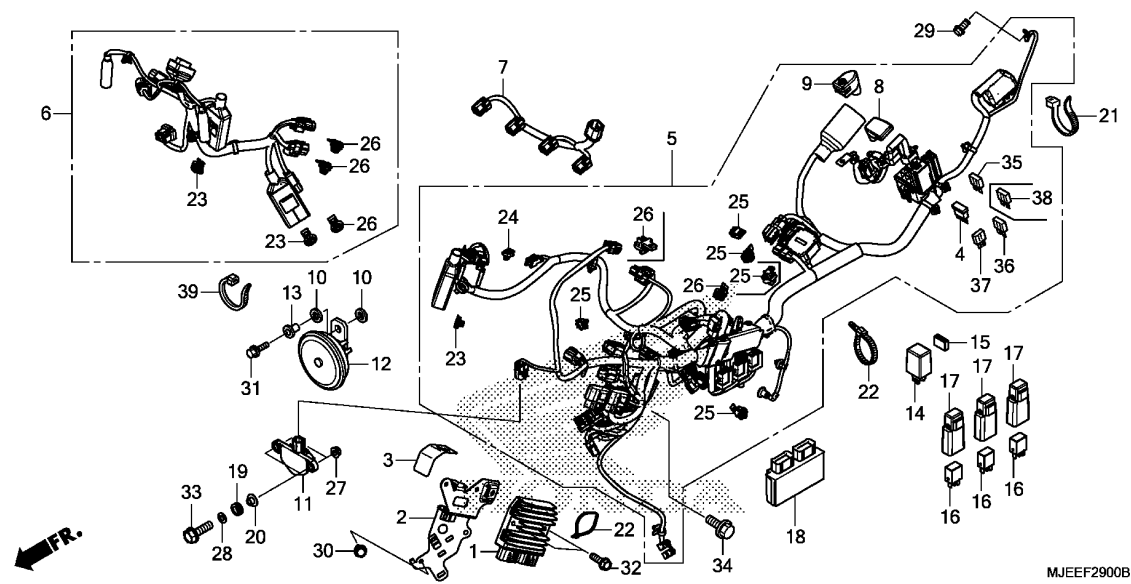
Ref. No.	Part No.	Description	Reqd. QTY				Serial No.	Parts catalogue code
			CB650F E	CB650F G	CB650FA E	CB650FA G		
1	31500-MGZ-D01	BATTERY (FTZ10S) (FURUKAWA) ...	1	1	1	1		
	31500-ZS9-A61	BATTERY (YTZ10S) (GS YUASA) ...	1	-	1	-		
2	32401-MJE-D00	CABLE, STARTER BATTERY	1	1	-	-		
3	32406-MT4-010	COVER, STARTER MAGNETIC						
		TERMINAL	1	1	-	-		
4	32410-MJE-D00	CABLE, STARTER MOTOR	1	1	1	1		
5	32414-MJE-D00	COVER, BATTERY TERMINAL	1	1	-	-		
6	32601-MJE-D00	CABLE, BATTERY EARTH	1	1	1	1		
7	35850-MT4-003	SWITCH ASSY., STARTER MAGNETIC	1	1	1	1		
8	35856-MBG-003	RUBBER, SHOCK	1	1	1	1		
9	90111-MR5-000	BOLT, SOCKET, 5X9	2	2	2	2		
10	95012-17001	BAND F, BATTERY (155MM)	1	1	1	1		
11	98200-33000	FUSE, BLADE (30A)	2	2	2	2		



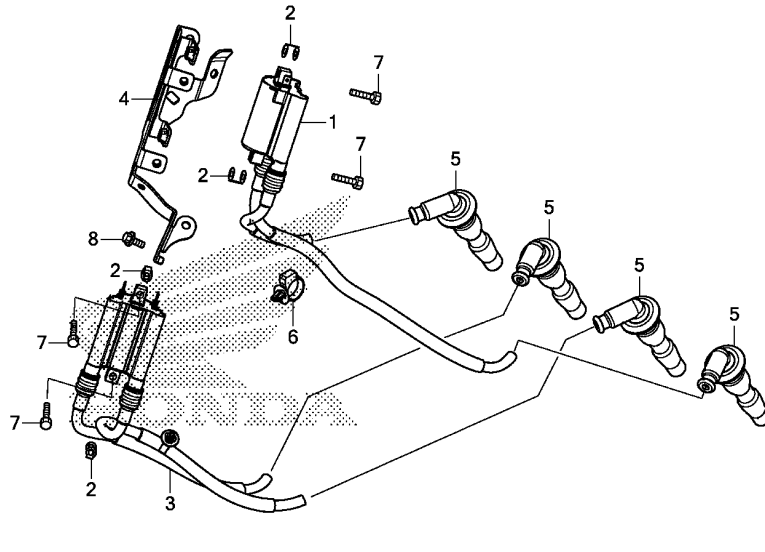
Ref. No.	L.O.N.	(Relative ref. Number) Description	F.R.T.
1	6131B2	RECTIFIER, REGULATE	0.4
5	611100	HARNESS, WIRE	3.1
6	6111D7	SUB HARNESS, FRONT	1.1
7	611140	SUB HARNESS, INJECTOR	0.6
11	617125	SENSOR, BANK ANGLE	1.2
12	616169	HORN	0.1
14	6111C3	RELAY, WINKER	0.7
16	6111D9	RELAY, FAN CONTROL	0.7
	6111G1	RELAY, FUEL PUMP	0.7
	611155	RELAY, MAIN	0.7
18	618135	ENGINE CONTROL MODULE(ECM) ...	0.8

Ref. No.	Part No.	Description	Reqd. QTY				Serial No.	Parts catalogue code
			CB650F		CB650FA			
			E	G	E	G		
1	31600-MGZ-J01	RECTIFIER ASSY., REGULATOR ..	1	1	1	1		
2	31605-MJE-D40	STAY COMP., REGULATOR	1	1	1	1		
3	31606-MJE-D40	RUBBER, GUARD	1	1	1	1		
4	31730-MAS-601	DIODE ASSY., THREE WAY (SUMITOMO)	1	1	1	1		
5	32100-MJE-D40	HARNESS, WIRE	1	1	-	-		
	32100-MJE-D50	-	-	1	1	-----	2ED,2RU,2U,3U,4ED,4U,5ED,ED,RU,U
	32100-MJE-T50	-	-	1	1	-----	2FO,FO
6	32103-MJE-D41	SUB HARNESS, FR.	1	1	1	1		
7	32104-MJE-D00	SUB HARNESS, INJECTOR	1	1	1	1		
8	32406-MT4-010	COVER, STARTER MAGNETIC TERMINAL	-	-	1	1		
9	32414-MJE-D00	COVER, BATTERY TERMINAL	-	-	1	1		
10	33714-KL3-620	RUBBER, TAILLIGHT BRACKET ...	2	2	2	2		
11	35160-MGS-D31	SENSOR ASSY., BANK ANGLE	1	1	1	1		
12	38110-KPP-T01	HORN COMP.(HIGH)	1	1	1	1	-----	2ED,2MA,2RU,2U,3U,4ED,4U,5ED,ED,MA,RU,U
	38110-MJE-H01	-	-	1	1	-----	2FO,FO
13	38117-KFE-701	COLLAR, HORN SETTING	1	1	1	1		
14	38301-MJE-D01	RELAY COMP., WINKER(MITSUBA)	1	1	1	1		
15	38306-MGZ-K00	SUSPENSION, WINKER RELAY	1	1	1	1		
16	38501-MCS-G01	RELAY COMP., POWER (MICRO ISO 4P)	3	3	3	3		
17	38506-MCS-G00	SUSPENSION, POWER RELAY	3	3	3	3		
18	38770-MJE-M41	PGM-FI UNIT	1	1	-	-	-----	2MA,MA
	38770-MJE-D41	1	-	1	-	-----	2ED,2RU,2U,ED,RU,U
	38770-MJE-G52	-	-	1	1	-----	3U,4ED,4U,5ED



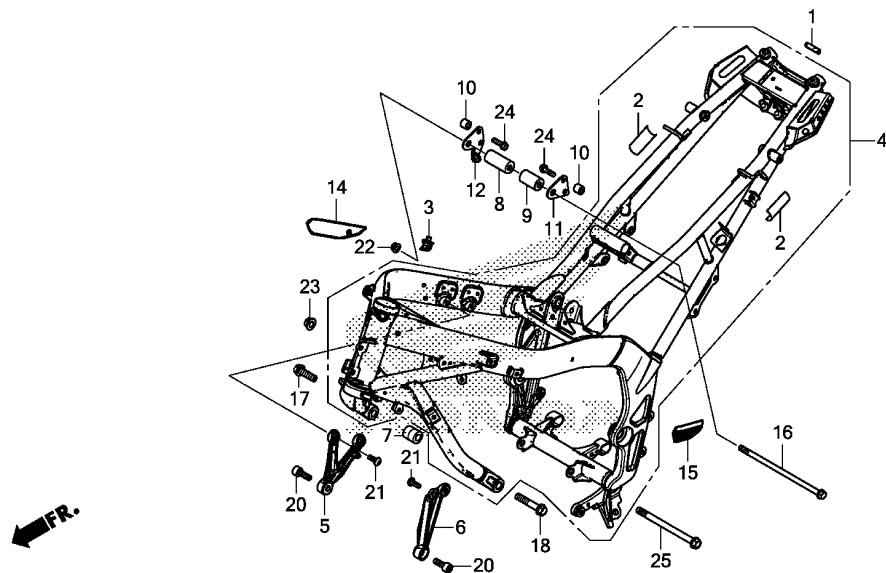


Ref. No.	Part No.	Description	Reqd. QTY		Serial No.	Parts catalogue code
			CB650F E G	CB650FA E G		
18)	38770-MJE-T52	PGM-FI UNIT	-	-	-	2F0,F0
19	64535-MFJ-D00	RUBBER, SIDE COVER	2	2	2	2
20	90129-MGZ-J00	COLLAR, BANK ANGLE SENSOR ...	2	2	2	2
21	90650-KV6-003	BAND, WIRE, 95MM	1	1	1	1
22	90652-KT1-771	BAND, WIRE(BLACK)	2	2	2	2
23	91533-S04-003	CLIP, COUPLER(NATURAL)	3	3	3	3
24	91533-S82-003	CLIP, COUPLER(BLACK)	1	1	1	1
25	91535-TA0-003	CLIP, COUPLER(DARK BROWN) ...	4	4	5	5
26	91565-SEL-003	CLIP, COUPLER(BLACK)	4	4	5	5
27	94050-06080	NUT, FLANGE, 6MM	2	2	2	2
28	94103-06800	WASHER, PLAIN, 6MM	2	2	2	2
29	96001-06012-00	BOLT, FLANGE, 6X12	1	1	1	1
30	95701-06012-00	BOLT, FLANGE, 6X12	1	1	1	1
31	95701-06020-07	BOLT, FLANGE, 6X20	1	1	1	1
32	95701-06022-00	BOLT, FLANGE, 6X22	2	2	2	2
33	95701-06022-08	BOLT, FLANGE, 6X22	2	2	2	2
34	95701-06010-08	BOLT, FLANGE, 6X10	1	1	1	1
35	98200-40750	FUSE, MINI(7.5A)	6	6	7	7
36	98200-41000	FUSE, MINI(10A)	3	3	3	3
37	98200-42000	FUSE, MINI(20A)	2	2	2	2
38	98200-43000	FUSE, MINI(30A)	-	-	2	2
39	90650-KV6-003	BAND, WIRE, 95MM	1	1	1	1



Ref. No.	L.O.N.	(Relative ref. Number) Description	F.R.T.
1	6141E1	COIL, IGNITION :NO.1,4 CYLINDER SIDE	1.2
3	6141E2	COIL, IGNITION :NO.2,3 CYLINDER SIDE	1.3
	6141A5	COIL, IGNITION :FOR 1 VEHICLE	1.6

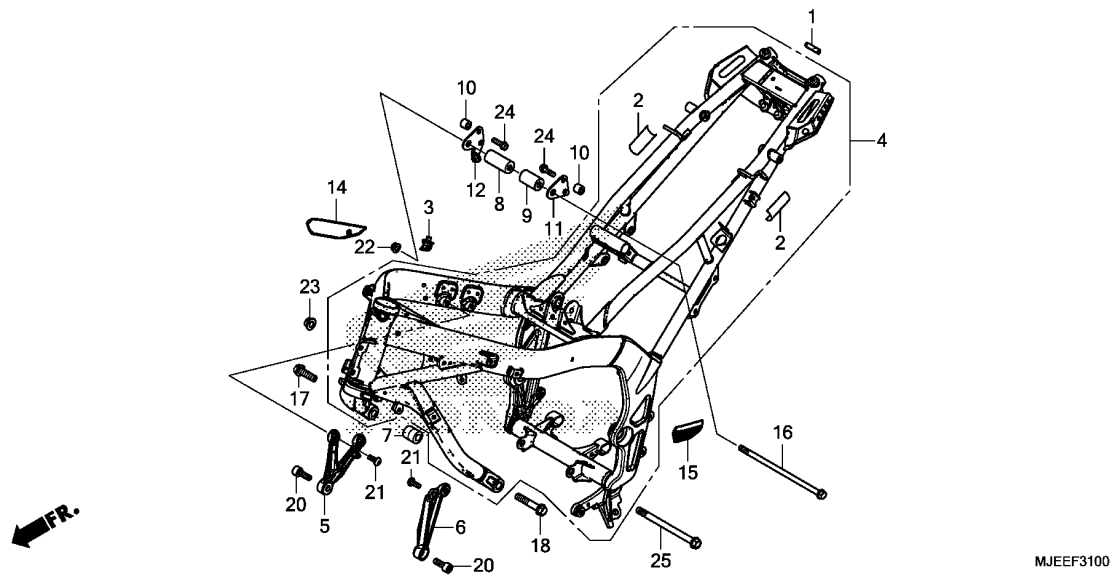
Ref. No.	Part No.	Description	Reqd. QTY				Serial No.	Parts catalogue code
			CB650F E	G	CB650FA E	G		
1	30511-MJE-D01	COIL ASSY., IGNITION(1,4) ...	1	1	1	1		
2	30520-GFM-900	SPACER, IGNITION COIL	4	4	4	4		
3	30521-MJE-D01	COIL ASSY., IGNITION(2,3) ...	1	1	1	1		
4	30550-MJE-D00	STAY COMP., IGNITION COIL ...	1	1	1	1		
5	30700-MBG-000	CAP ASSY., NOISE SUPPRESSOR .	4	4	4	4		
6	90652-HC4-003	CLAMP, HARNESS	1	1	1	1		
7	92101-06020-4J	BOLT, HEX., 6X20	4	4	4	4		
8	95701-06012-00	BOLT, FLANGE, 6X12	1	1	1	1		



MJEFF3100

Ref. No.	L.O.N. (Relative ref. Number)	Description	F.R.T.
4	410100	BODY, FRAME INCLUDES: Engine removal and installation	10.4

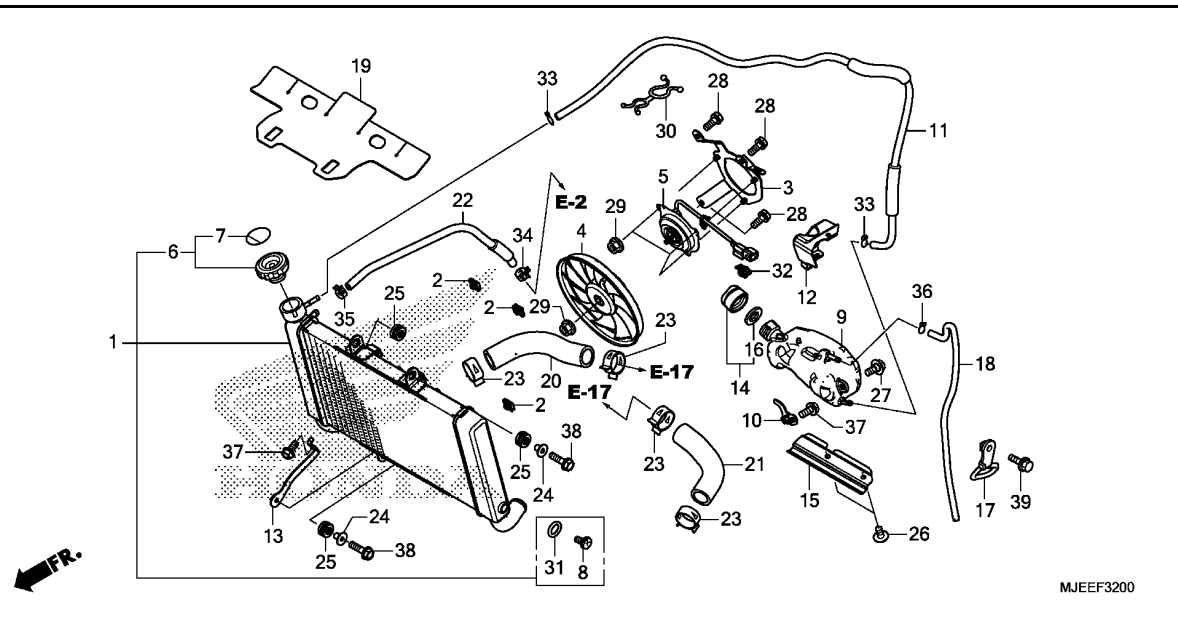
Ref. No.	Part No.	Description	Reqd. QTY				Serial No.	Parts catalogue code
			CB650F E	CB650FA G	CB650F E	CB650FA G		
1	17518-MFN-D00	TRIM, FUEL TANK	1	1	1	1		
2	17528-KCZ-930	TAPE B, TANK GUARD	2	2	2	2		
3	32161-393-003	CLIP, WIRE HARNESS	1	1	1	1		
4	50010-MJE-306ZA	BODY SET, FRAME *NH303M*						
	50010-MJE-316ZA	MAT AXIS GRAY METALLIC *NH303M*	1	-	1	-		
5	50211-MJE-D00	BRACKET B, R. ENGINE HANGER -	1	1	1	1		
6	50212-MJE-D00	BRACKET B, L. ENGINE HANGER -	1	1	1	1		
7	50351-MJE-D40	COLLAR A, ENGINE HANGER	1	1	1	1		
8	50352-MJE-D00	COLLAR C, R. ENGINE HANGER ..	1	1	1	1		
9	50353-MJE-D00	COLLAR C, L. ENGINE HANGER ..	1	1	1	1		
10	50354-MJE-D00	SPACER C, ENGINE HANGER	4	4	4	4		
11	50355-MJE-D00	PLATE, ENGINE HANGER	1	1	1	1		
12	50355-MJE-D10	PLATE, R. ENGINE HANGER	1	1	1	1		
14	64311-MJE-D00	COVER, R. FRAME	1	1	1	1		
15	64321-MJE-D00	COVER, L. FRAME	1	1	1	1		
16	90101-GET-000	BOLT, FLANGE, 10X230	1	1	1	1		
17	90101-MJE-D00	BOLT, FLANGE, 12X40	1	1	1	1		
18	90102-MJE-D00	BOLT, FLANGE, 12X65	1	1	1	1		
20	90105-MJE-D00	BOLT, SOCKET, 10X30	2	2	2	2		
21	90127-KYJ-900	BOLT, SOCKET, 8X22	4	4	4	4		
22	94050-10000	NUT, FLANGE, 10MM	1	1	1	1		
23	94050-12000	NUT, FLANGE, 12MM	1	1	1	1		



MJEFF3100

Ref. No.	Part No.	Description	Reqd. QTY				Serial No.	Parts catalogue code
			CB650F E	CB650F G	CB650FA E	CB650FA G		
24	95701-08028-07	BOLT, FLANGE, 8X28	4	4	4	4		
25	95801-12160-08	BOLT, FLANGE, 12X160	1	1	1	1		

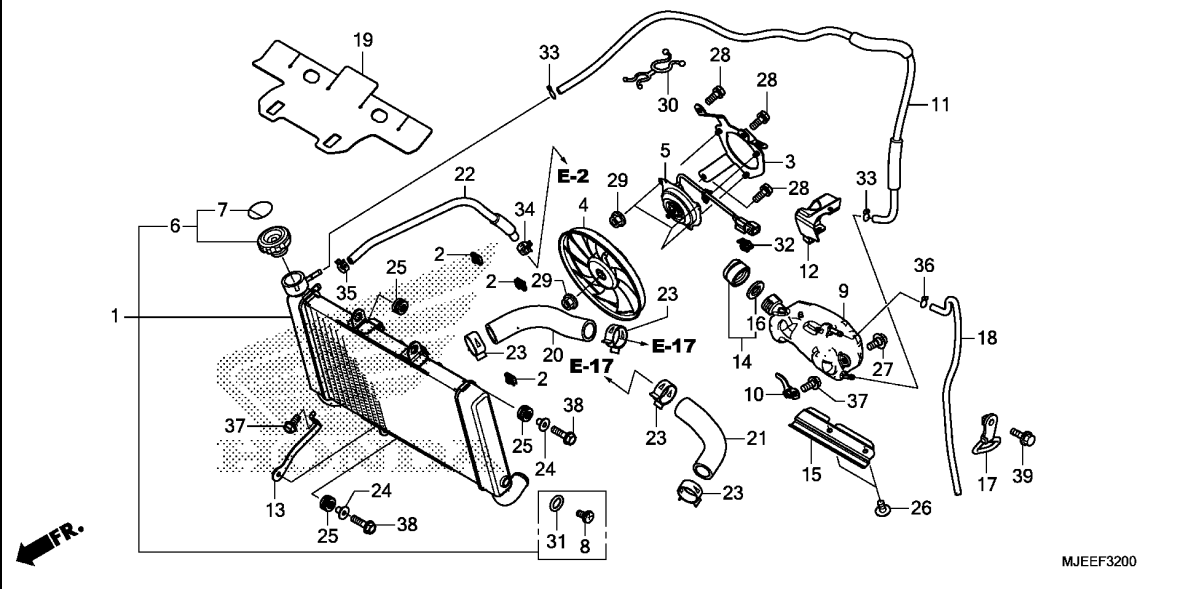




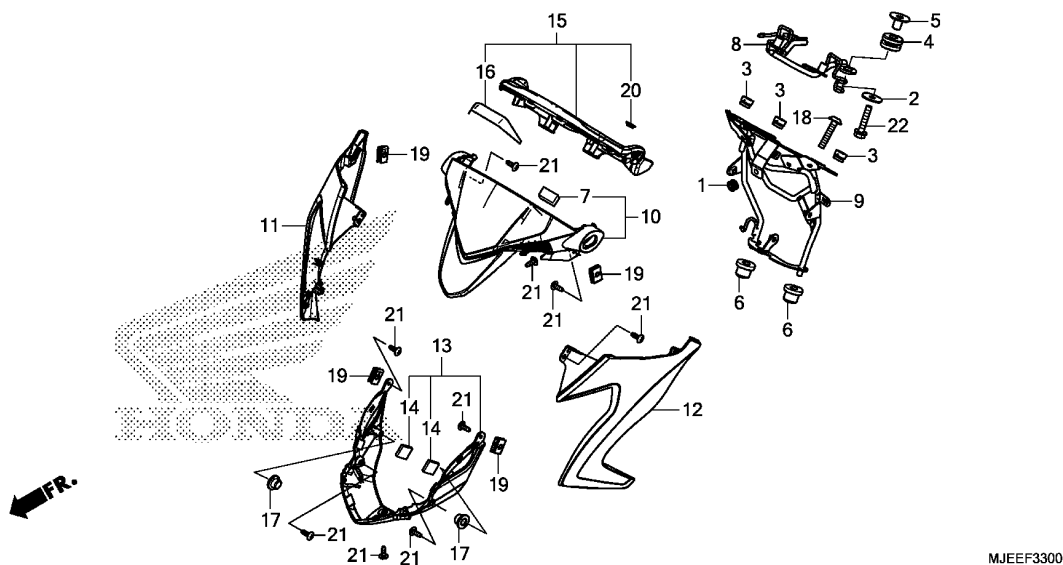
Ref. No.	L.O.N.	(Relative ref. Number) Description	F.R.T.
1	1151C3	RADIATOR	0.8
3	115125	SHROUD, RADIATOR	0.8
4	1151A6	FAN, COOLING	0.8
5	1151A7	MOTOR, FAN	0.9
6	1151B8	CAP, RADIATOR	0.2
9	115110	TANK, RADIATOR RESERVE	1.1
11	1151E5	TUBE, RADIATOR RESERVE TANK ..	0.7
20	1151F5	HOSE A, RADIATOR	0.7
21	1151F6	HOSE B, RADIATOR	0.7
22	1151L5	TUBE, WATER BREATHER	1.5

MJEEF3200

Ref. No.	Part No.	Description	Reqd. QTY		Serial No.	Parts catalogue code
			CB650F E G	CB650FA E G		
1	19010-MJE-D41	RADIATOR COMP.	1	1	1	----- 2ED,2F0,2MA,2RU,4ED,5ED,ED,F0,MA,RU
	19010-MJE-J41	-	-	1	----- 2U,3U,4U,U
2	19014-KEA-003	NUT, SETTING(6MM)	3	3	3	
3	19015-MJE-D01	SHROUD COMP.	1	1	1	
4	19020-MFG-D01	FAN COMP., COOLING	1	1	1	
5	19030-MJE-D01	MOTOR ASSY., FAN	1	1	1	
6	19037-MCA-G61	CAP COMP., RADIATOR	1	1	1	----- 2ED,2F0,2MA,2RU,4ED,5ED,ED,F0,MA,RU
	19037-GEE-710	-	-	1	----- 2U,3U,4U,U
7	19046-MCA-G61	LABEL, RADIATOR CAP	1	1	1	----- 2ED,2F0,2MA,2RU,4ED,5ED,ED,F0,MA,RU
	19046-PAA-A00	-	-	1	----- 2U,3U,4U,U
8	19071-MEC-003	COCK, DRAIN	1	1	1	
9	19101-MJE-D00	TANK, RADIATOR RESERVE	1	1	1	
10	19102-MJE-D00	STAY, RESERVE TANK	1	1	1	
11	19103-MJE-D00	TUBE, RESERVE TANK	1	1	1	
12	19104-MJE-D00	COVER, RESERVE TANK	1	1	1	
13	19105-MJE-D00	STAY, RADIATOR LOWER	1	1	1	
14	19106-GET-000	CAP ASSY., RESERVE TANK	1	1	1	
15	19106-MJE-D00	GUARD, RESERVE TANK HEAT	1	1	1	
16	19107-GET-000	PACKING, RESERVE TANK	1	1	1	
17	19107-MJE-D40	STAY, TUBE CLAMP	1	1	1	
18	19108-MJE-D00	TUBE, RESERVE TANK OVERFLOW ..	1	1	1	
19	19126-MJE-D00	GUARD, RADIATOR HEAT	1	1	1	
20	19501-MJE-D00	HOSE A, RADIATOR	1	1	1	
21	19502-MJE-D00	HOSE B, RADIATOR	1	1	1	
22	19510-MJE-D00	TUBE, WATER BREATHER	1	1	1	



Ref. No.	Part No.	Description	Reqd. QTY				Serial No.	Parts catalogue code
			CB650F E	G	CB650FA E	G		
23	19531-MJE-D00	CLIP, WATER HOSE(D33)	4	4	4	4		
24	61102-KTY-D30	COLLAR, RADIATOR MOUNTING	2	2	2	2		
25	61304-415-000	RUBBER, HEADLIGHT CASE MOUNTING	3	3	3	3		
26	90106-KRG-000	SCREW, PAN, 6X12	2	2	2	2		
27	90111-162-000	BOLT, FLANGE, 6MM	1	1	1	1		
28	90120-GHB-601	BOLT-WASHER, 6X12	3	3	3	3		
29	90315-MK3-003	NUT, SERRATE, 5MM	4	4	4	4		
30	90647-657-671	CLIP, PURSE LOCK	1	1	1	1		
31	91353-MEC-003	O-RING, 9.8X1.9	1	1	1	1		
32	91565-SEL-003	CLIP, COUPLER (BLACK)	1	1	1	1		
33	95002-02100	CLIP, TUBE(B10)	2	2	2	2		
34	95002-41050-08	CLAMP, TUBE(D10.5)	1	1	1	1		
35	95002-41250-08	CLAMP, TUBE(D12.5)	1	1	1	1		
36	95002-50000	CLIP, TUBE(C9)	1	1	1	1		
37	95701-06014-00	BOLT, FLANGE, 6X14	2	2	2	2		
38	95701-06022-07	BOLT, FLANGE, 6X22	2	2	2	2		
39	96001-06016-07	BOLT, FLANGE, 6X16	1	1	1	1		

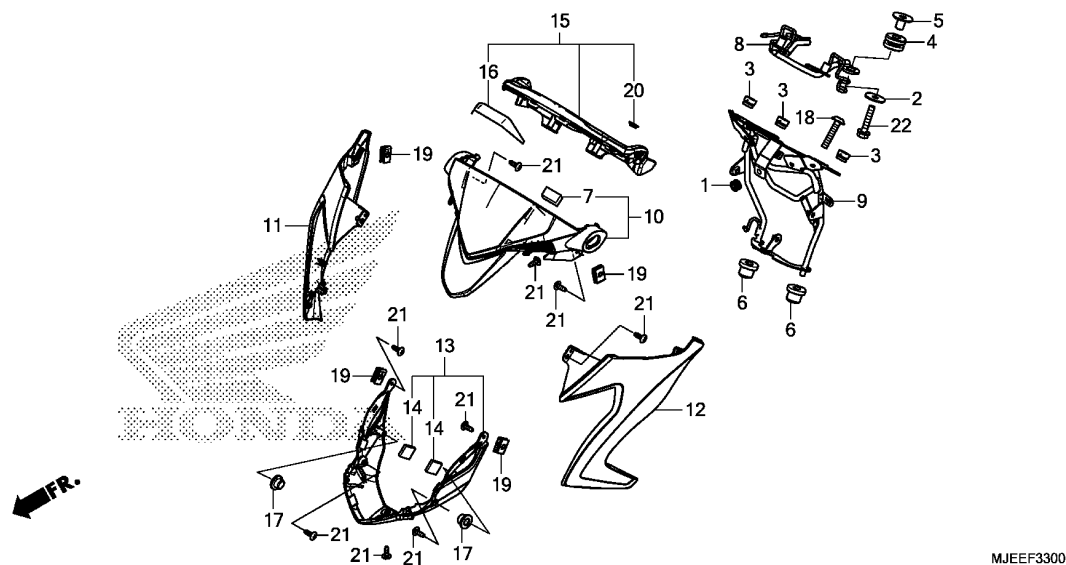


MJEEF3300

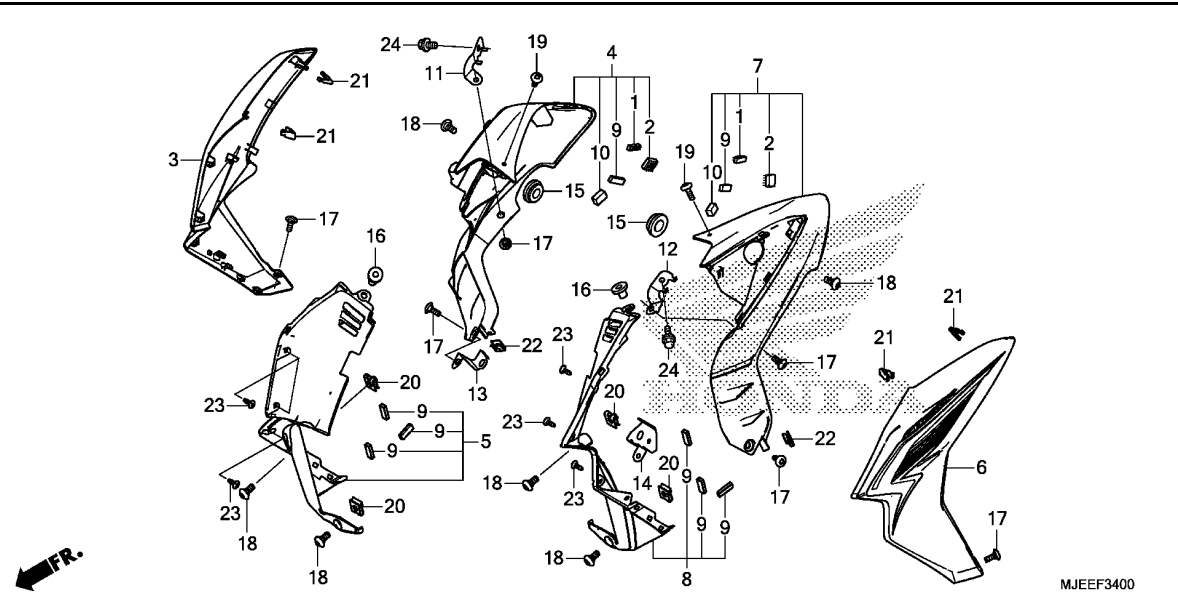
Ref. No.	L.O.N.	(Relative ref. Number) Description	F.R.T.
9	6161G7	STAY, HEADLIGHT	0.3
10	8121O2	VISOR, METER	0.4
11	4131D4	COVER, HEADLIGHT :RIGHT	0.3
12	4131D3	COVER, HEADLIGHT :LEFT	0.3
	4131M9	COVER, HEADLIGHT :BOTH	0.3
13	4131FX	COVER, HEADLIGHT :LOWER	0.3
15	8121E3	COVER, METER	0.2

3

Ref. No.	Part No.	Description	Reqd. QTY				Serial No.	Parts catalogue code
			CB650F E	CB650FA G	CB650F E	CB650FA G		
1	11344-MB0-000	GROMMET A, RR. COVER(8X16X6.6)	1	1	1	1		
2	19092-KZZ-900	WASHER, RADIATOR MOUNTING ...	2	2	2	2		
3	37215-KZZ-900	RUBBER, METER SETTING	3	3	3	3		
4	61103-357-000	RUBBER, FR. FENDER MOUNTING ..	2	2	2	2		
5	61104-422-000	COLLAR, SETTING	2	2	2	2		
6	61315-MBV-000	RUBBER, HEADLIGHT STAY	2	2	2	2		
7	50391-KVB-900	CUSHION A, BATTERY	2	2	2	2		
8	64210-MJE-D40	STAY COMP., HEADLIGHT UPPER ..	1	1	1	1		
9	64220-MJE-D40	STAY COMP., HEADLIGHT LOWER ..	1	1	1	1		
10	64230-MJE-D40	VISOR ASSY., METER	1	1	1	1		
11	64240-MJE-D60ZA	COVER SET, R. HEADLIGHT(WL) *TYPE1*.....	1	1	1	1	----- 2ED,2FO,2MA,2RU,2U,4U,5ED	
	64241-MJE-D40ZG	COVER, R. HEADLIGHT *NHA95M*SWORD SILVER METALLIC	1	1	1	-	----- 4ED,ED,MA	
	64241-MJE-D40ZH	*NHA87P*PEARL HIMALAYAS WHITE	1	1	1	-	----- 4ED,ED,MA,RU	
	64241-MJE-D40ZF	*NH436M* MAT GUNPOWDER BLACK METALLIC	1	-	1	1	----- 3U,4ED,ED,FO,RU	
	64241-MJE-D40ZD	*Y217P*PEARL QUEEN BEE YELLOW	1	-	1	1	----- 4ED,ED,FO,RU	
	64241-MJE-D40ZE	*PB215C*..CANDY TAHITIAN BLUE	-	-	1	-	----- U	
12	64250-MJE-D60ZA	COVER SET, L. HEADLIGHT(WL) *TYPE1*.....	1	1	1	1	----- 2ED,2FO,2MA,2RU,2U,4U,5ED	
	64251-MJE-D40ZG	COVER, L. HEADLIGHT *NHA95M*SWORD SILVER METALLIC	1	1	1	-	----- 4ED,ED,MA	
	64251-MJE-D40ZH	*NHA87P*PEARL HIMALAYAS WHITE	1	1	1	-	----- 4ED,ED,MA,RU	
	64251-MJE-D40ZF	*NH436M* MAT GUNPOWDER BLACK METALLIC	1	-	1	1	----- 3U,4ED,ED,FO,RU	
	64251-MJE-D40ZD	*Y217P*PEARL QUEEN BEE YELLOW	1	-	1	1	----- 4ED,ED,FO,RU	



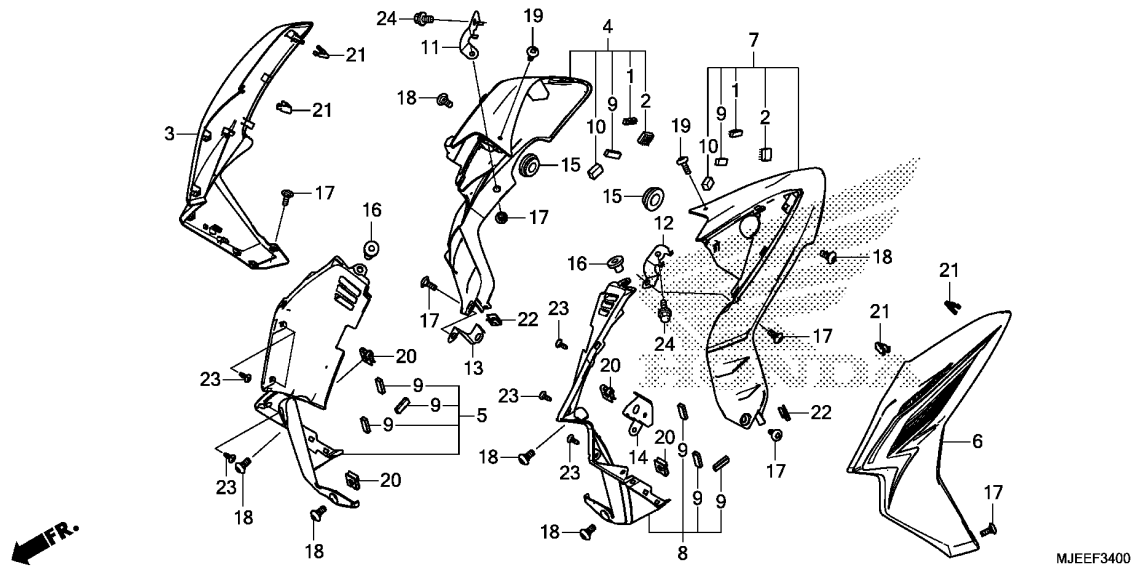
Ref. No.	Part No.	Description	Reqd. QTY				Serial No.	Parts catalogue code
			CB650F E	CB650F G	CB650FA E	CB650FA G		
12)	64251-MJE-D40ZE	COVER, L. HEADLIGHT *PB215C*..CANDY TAHITIAN BLUE	-	-	1	-	----- U	
13	64260-MJE-D40	COVER ASSY., LOWER HEADLIGHT	1	1	1	1		
14	64262-MJE-D40	RUBBER, LOWER HEADLIGHT COVER	2	2	2	2		
15	64270-MJE-D40	COVER ASSY., METER	1	1	1	1		
16	64272-MJE-D40	RUBBER, METER COVER	1	1	1	1		
17	64415-KGH-900	BOOTS, BODY COVER	2	2	2	2		
18	90130-MJE-D40	SCREW, PAN, 6X30	2	2	2	2		
19	90302-KWW-A00	NUT, SPRING, 4MM	4	4	4	4		
20	90503-MJE-D40	COLLAR, MOUNTING	2	2	2	2		
21	93903-24380	SCREW, TAPPING, 4X12	11	11	11	11		
22	95701-06030-07	BOLT, FLANGE, 6X30	2	2	2	2		



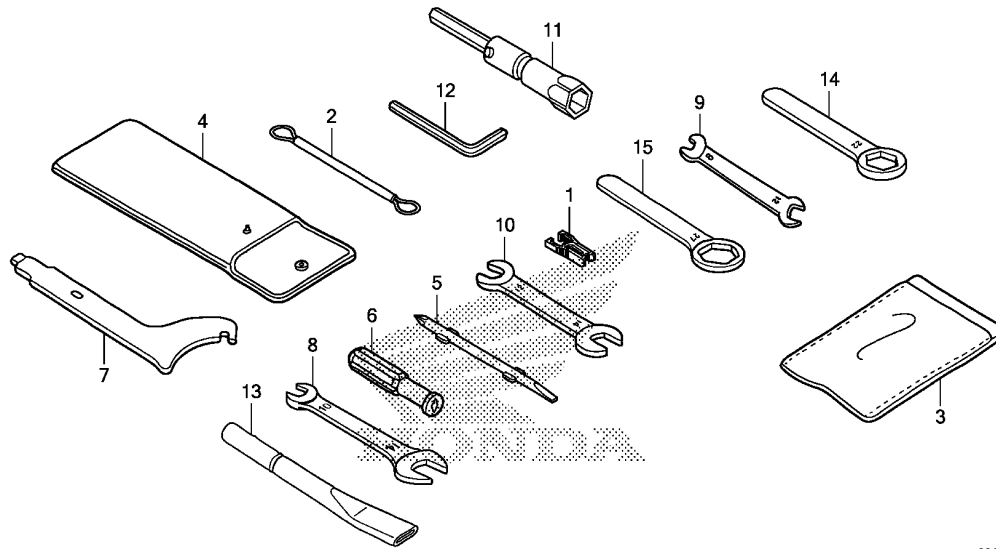
Ref. No.	L.O.N.	(Relative ref. Number) Description	F.R.T.
3	1151A0	SHROUD, RADIATOR :RIGHT	0.2
4	4131Q7	COVER, TANK SIDE :RIGHT	0.2
5	4111E5	PANEL, INNER :RIGHT	0.2
6	115126	SHROUD, RADIATOR :LEFT	0.2
	1151A5	SHROUD, RADIATOR :BOTH	0.4
7	4131Q6	COVER, TANK SIDE :LEFT	0.2
	4131Q8	COVER, TANK SIDE :BOTH	0.4
8	4111E4	PANEL, INNER :LEFT	0.2
	4111E6	PANEL, INNER :BOTH	0.4

3

Ref. No.	Part No.	Description	Reqd. QTY				Serial No.	Parts catalogue code
			CB650F E	CB650F G	CB650FA E	CB650FA G		
1	17541-MJE-D00	FASTENER C, DUAL LOCK, 8X25	2	2	2	2		
2	17542-MJE-D40	FASTENER D, DUAL LOCK, 20X20	2	2	2	2		
3	64310-MJE-D60ZA	SHROUD SET A, R. (WL)						
		TYPE1	1	1	1	1	----- 2ED,2FO,2MA,2RU,2U,4U,5ED	
	64310-MJE-D40ZJ	*TYPE3*	1	1	1	-	----- 4ED,ED,MA	
	64310-MJE-D40ZK	*TYPE2*	1	1	1	-	----- 4ED,ED,MA,RU	
	64310-MJE-D40ZH	*TYPE1*	1	-	1	1	----- 3U,4ED,ED,FO,RU	
	64310-MJE-D40ZG	*TYPE4*	1	-	1	1	----- 4ED,ED,FO,RU	
	64310-MJE-D40ZM	*TYPE5*	-	-	1	-	----- U	
4	64320-MJE-D40	SHROUD ASSY. B, R.	1	1	1	1		
5	64330-MJE-D40	PANEL ASSY., R. INNER	1	1	1	1		
6	64410-MJE-D60ZA	SHROUD SET A, L. (WL)						
		TYPE1	1	1	1	1	----- 2ED,2FO,2MA,2RU,2U,4U,5ED	
	64410-MJE-D40ZJ	*TYPE3*	1	1	1	-	----- 4ED,ED,MA	
	64410-MJE-D40ZK	*TYPE2*	1	1	1	-	----- 4ED,ED,MA,RU	
	64410-MJE-D40ZG	*TYPE1*	1	-	1	1	----- 3U,4ED,ED,FO,RU	
	64410-MJE-D40ZF	*TYPE4*	1	-	1	1	----- 4ED,ED,FO,RU	
	64410-MJE-D40ZM	*TYPE5*	-	-	1	-	----- U	
7	64420-MJE-D40	SHROUD ASSY. B, L.	1	1	1	1		
8	64430-MJE-D40	PANEL ASSY., L. INNER	1	1	1	1		
9	64455-KPP-T00	RUBBER SPONGE, TANK COVER	8	8	8	8		
10	64465-KZZ-900	RUBBER SPONGE, RR. FENDER	2	2	2	2		
11	64650-MJE-D40	STAY, R. MIDDLE SHROUD B	1	1	1	1		
12	64660-MJE-D40	STAY, L. MIDDLE SHROUD B	1	1	1	1		
13	64670-MJE-D40	STAY, R. LOWER SHROUD B	1	1	1	1		
14	64680-MJE-D40	STAY, L. LOWER SHROUD B	1	1	1	1		
15	83551-376-000	GROMMET, SIDE COVER	2	2	2	2		



Ref. No.	Part No.	Description	Reqd. QTY				Serial No.	Parts catalogue code
			CB650F		CB650FA			
			E	G	E	G		
16	90111-KW3-003	NUT, COWL SETTING, 5MM	2	2	2	2		
17	90132-MJE-D40	SCREW, PAN, 5X14	6	6	6	6		
18	90133-KPP-T00	SCREW, PAN, 6X14	6	6	6	6		
19	90134-MJE-D00	SCREW, PAN, 5X16	2	2	2	2		
20	90303-MGZ-J40	NUT, CLIP, 6MM	4	4	4	4		
21	90601-SJA-003	CLIP, SNAP FITTING	4	4	4	4		
22	90677-KAN-T00	NUT, CLIP, 5MM	2	2	2	2		
23	93903-24380	SCREW, TAPPING, 4X12	6	6	6	6		
24	95701-06012-00	BOLT, FLANGE, 6X12	2	2	2	2		



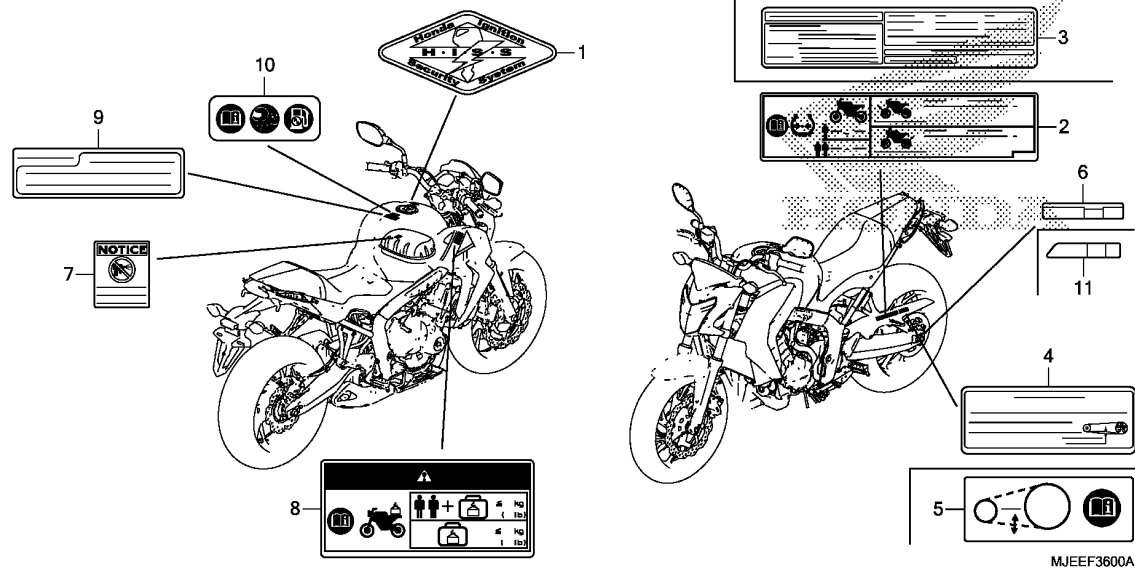
MJEFF3500

Ref. L.O.N. (Relative ref. Number) F.R.T.
No. Description

NO INFORMATION

3

Ref. No.	Part No.	Description	Reqd. QTY				Serial No.	Parts catalogue code
			CB650F E	G	CB650FA E	G		
1	38235-S04-003	PULLER, MINI FUSE(SUMITOMO) .	1	1	1	1		
2	77236-KAZ-780	WIRE, HELMET SET	1	1	1	1		
3	77251-MBZ-600	BAG, SERVICE BOOK	1	1	1	1		
4	89101-MC7-000	BAG, TOOL	1	1	1	1		
5	89102-KTC-900	DRIVER, SCREW(NO.2 +/-)	1	1	1	1		
6	89103-538-000	GRIP	1	1	1	1		
7	89202-KV0-000	SPANNER, PIN	1	1	1	1		
8	89211-KWW-640	SPANNER, 10X14	1	1	1	1		
9	89211-MGZ-J00	SPANNER, 8X12	1	1	1	1		
10	89213-KWW-601	SPANNER, 12X14(ATC)	1	1	1	1		
11	89216-KYJ-900	WRENCH, PLUG(16.5)	(1)	(1)	(1)	(1)		
12	89221-MGZ-J00	WRENCH, HEX., 5MM	1	1	1	1		
13	89256-MT4-000	GRIP, RR. WHEEL WRENCH	1	1	1	1		
14	99006-22000	WRENCH, EYE, 22MM	1	1	1	1	----- 2FO,2MA,2U,3U,4U,FO,MA,U	
			(1)	-	(1)	-	----- 2ED,2RU,4ED,5ED,ED,RU	
15	99006-27000	WRENCH, EYE, 27MM	1	1	1	1	----- 2FO,2MA,2U,3U,4U,FO,MA,U	
			(1)	-	(1)	-	----- 2ED,2RU,4ED,5ED,ED,RU	

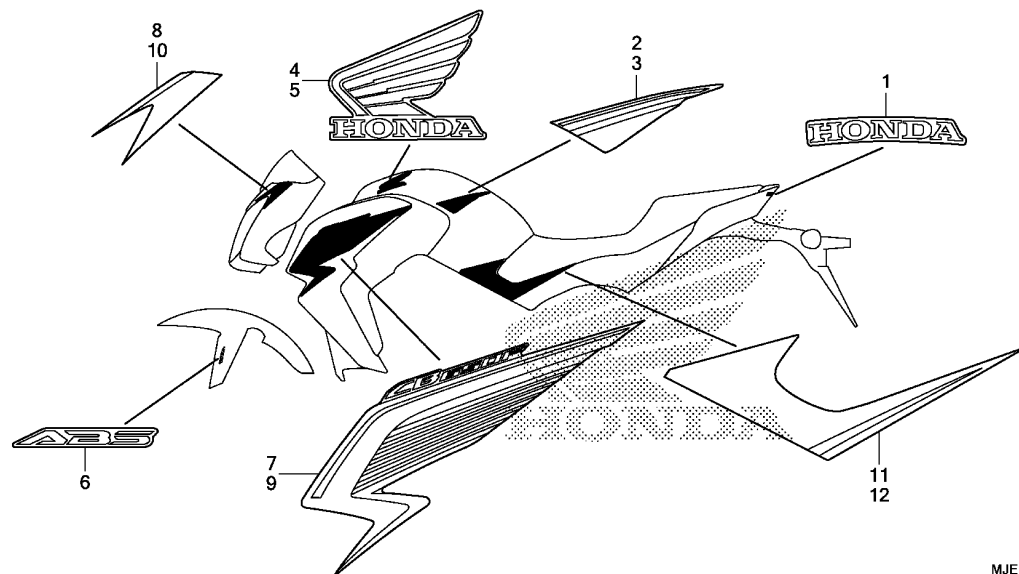


Ref. L.O.N. (Relative ref. Number) F.R.T.
No. Description

NO INFORMATION

Ref. No.	Part No.	Description	Reqd. QTY				Serial No.	Parts catalogue code
			CB650F E	CB650F G	CB650FA E	CB650FA G		
1	17528-MAT-D70	MARK, HISS	1	1	1			
2	87505-MJE-D00	LABEL, TIRE (PICTOGRAPH)	1	-	1	-----	2ED,2RU,2U,4ED,5ED,ED,RU,U	
	87505-MJE-U20	-	-	-	1		
3	87505-MJE-M00	LABEL, TIRE	1	-	-	-----	2MA,MA	
	87505-MJE-M10	-	1	-			
4	87507-MCW-D20	LABEL, DRIVE CHAIN	1	1	-	-----	2MA,MA	
5	87507-MFL-D20	LABEL, DRIVE CHAIN (PICTOGRAPH)	1	-	1	1	-----	2ED,2FO,2RU,2U,3U,4ED,4U,5ED,ED,FO,RU,U
6	87508-MJJ-D30	LABEL, CHAIN ADJUSTER	1	-	1	-		
7	87509-KWP-900	LABEL, AIR CLEANER ELEMENT	1	1	-	-	-----	2MA,MA
8	87512-MJE-D01	LABEL, ACCESSORIES & LOADING (PICTOGRAPH)	1	-	1	-	-----	2ED,4ED,5ED,ED
9	87560-KTT-950	LABEL, DRIVE CAUTION	1	1	-	-	-----	2MA,MA
	87560-MGP-F01	LABEL, FRENCH TRANSLATION ...	1	-	1	-	-----	2ED,4ED,5ED,ED
10	87586-MGN-D00	LABEL, FUEL & DRIVE (PICTOGRAPH)	1	-	1	1	-----	2ED,2FO,2RU,2U,3U,4ED,4U,5ED,ED,FO,RU,U
11	87508-MJJ-D31	LABEL, CHAIN ADJUSTER	-	1	-	1		





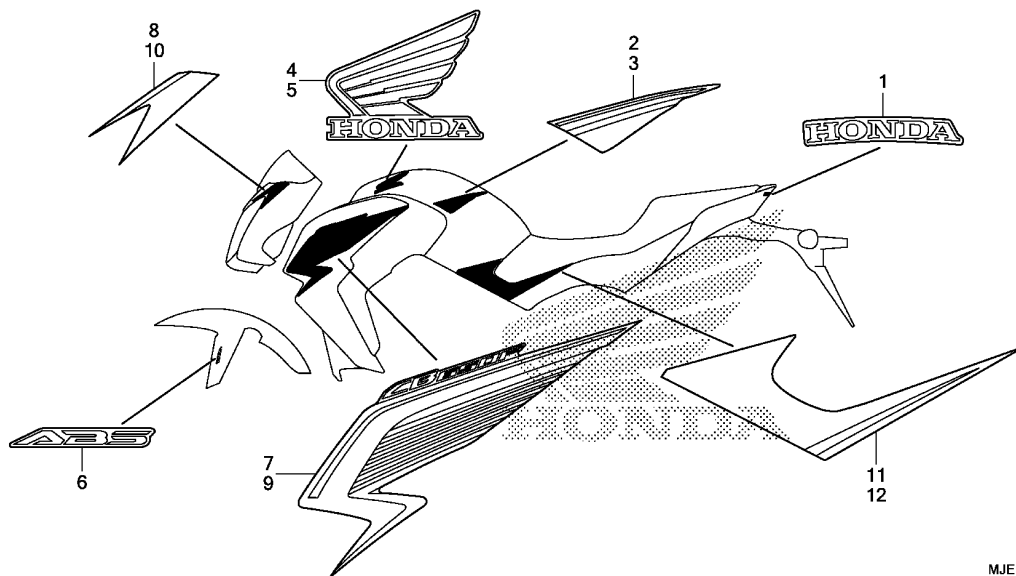
MJEEF3700

Ref. L.O.N. (Relative ref. Number) F.R.T.
No. Description

NO INFORMATION

3

Ref. No.	Part No.	Description	Reqd. QTY				Serial No.	Parts catalogue code
			CB650F E G	CB650FA E G				
1	86102-MJE-D00ZA	MARK, HONDA (70MM) *TYPE1*	1	1	1	1		
2	86171-MJE-D60ZA	STRIPE, R. FUEL TANK *TYPE1*	1	1	1	1	----- 2ED,2FO,2MA,2RU,2U,4U,5ED	
3	86172-MJE-D60ZA	STRIPE, L. FUEL TANK *TYPE1*	1	1	1	1	----- 2ED,2FO,2MA,2RU,2U,4U,5ED	
4	86201-MJE-D20ZA	MARK, R. WING (100MM) *TYPE1*	1	1	1	1	----- 2ED,2FO,2MA,2RU,2U,4U,5ED	
	86201-MJE-D00ZH	*TYPE4*	1	1	1	-	----- 4ED,ED,MA	
	86201-MJE-D00ZE	*TYPE7*	1	1	1	-	----- 4ED,ED,MA,RU	
	86201-MJE-D00ZB	*TYPE2*	1	-	1	1	----- 3U,4ED,ED,FO,RU	
	86201-MJE-D00ZD	*TYPE8*	1	-	1	1	----- 4ED,ED,FO,RU	
	86201-MJE-D00ZF	*TYPE6*	-	-	1	-	----- U	
5	86202-MJE-D20ZA	MARK, L. WING (100MM) *TYPE1*	1	1	1	1	----- 2ED,2FO,2MA,2RU,2U,4U,5ED	
	86202-MJE-D00ZH	*TYPE4*	1	1	1	-	----- 4ED,ED,MA	
	86202-MJE-D00ZE	*TYPE7*	1	1	1	-	----- 4ED,ED,MA,RU	
	86202-MJE-D00ZB	*TYPE2*	1	-	1	1	----- 3U,4ED,ED,FO,RU	
	86202-MJE-D00ZD	*TYPE8*	1	-	1	1	----- 4ED,ED,FO,RU	
	86202-MJE-D00ZF	*TYPE6*	-	-	1	-	----- U	
6	86611-MGZ-D10ZB	MARK, ABS *TYPE2*	-	-	1	1	----- 2ED,2FO,2RU,2U,4ED,4U,5ED,ED,U	
	86611-MGZ-D10ZA	(R. SIDE ONLY) *TYPE3*	-	-	1	1	----- 3U,4ED,ED,FO,RU	
	86611-MGZ-D10ZC	(R. SIDE ONLY) *TYPE1*	-	-	1	1	----- 4ED,ED,FO,RU	



MJEEF3700

Ref. No.	Part No.	Description	Reqd. QTY				Serial No.	Parts catalogue code
			CB650F E G	CB650FA E G				
7	86643-MJE-D60ZA	STRIPE A, R. SHROUD						
		TYPE1	1	1	1	1	-----	2ED,2FO,2MA,2RU,2U,4U,5ED
	86641-MJE-D40ZD	*TYPE3*	1	1	1	-	-----	4ED,ED,MA
	86641-MJE-D40ZE	*TYPE2*	1	1	1	-	-----	4ED,ED,MA,RU
	86641-MJE-D40ZC	*TYPE1*	1	-	1	1	-----	3U,4ED,ED,FO,RU
	86641-MJE-D40ZB	*TYPE4*	1	-	1	1	-----	4ED,ED,FO,RU
	86641-MJE-D40ZF	*TYPE5*	-	-	1	-	-----	U
8	86641-MJE-D60ZA	STRIPE, R. HEADLIGHT COVER						
		TYPE1	1	1	1	1	-----	2ED,2FO,2MA,2RU,2U,4U,5ED
9	86644-MJE-D60ZA	STRIPE A, L. SHROUD						
		TYPE1	1	1	1	1	-----	2ED,2FO,2MA,2RU,2U,4U,5ED
	86642-MJE-D40ZD	*TYPE3*	1	1	1	-	-----	4ED,ED,MA
	86642-MJE-D40ZE	*TYPE2*	1	1	1	-	-----	4ED,ED,MA,RU
	86642-MJE-D40ZC	*TYPE1*	1	-	1	1	-----	3U,4ED,ED,FO,RU
	86642-MJE-D40ZB	*TYPE4*	1	-	1	1	-----	4ED,ED,FO,RU
	86642-MJE-D40ZF	*TYPE5*	-	-	1	-	-----	U
10	86642-MJE-D60ZA	STRIPE, L. HEADLIGHT COVER						
		TYPE1	1	1	1	1	-----	2ED,2FO,2MA,2RU,2U,4U,5ED
11	86831-MJE-D20ZA	STRIPE, R. SIDE COVER						
		TYPE1	1	1	1	1	-----	2ED,2FO,2MA,2RU,2U,4U,5ED
12	86832-MJE-D20ZA	STRIPE, L. SIDE COVER						
		TYPE1	1	1	1	1	-----	2ED,2FO,2MA,2RU,2U,4U,5ED

PART NO. INDEX

K 3

Part Number	Address	Page	Ref.	Part Number	Address	Page	Ref.	Part Number	Address	Page	Ref.	Part Number	Address	Page	Ref.
41000				43316-MJE-D10	H4	85	6	45131-MJE-D10	G8	73	4	50000			
				43352-568-003	G14	79	5	45131-ML7-921	G14	79	10		52000		
41201-MBZ-G01	H7	88	2		H6	87	14	45131-MN9-006	H6	87	18	50010-MJE-306ZA	J1	114	4
				43353-461-771	G14	79	6	45132-166-016	G14	79	11	50010-MJE-316ZA	J1	114	4
					H6	87	15	45132-MJE-D10	G8	73	5	50211-MJE-D00	J1	114	5
42000				43503-MER-D01	H2	83	5	45133-MA3-006	G14	79	12	50212-MJE-D00	J1	114	6
42301-MJE-D00	H7	88	3		H4	85	7		H6	87	19	50290-MBL-610	I9	106	1
42305-MJE-D00	I6	103	5	43504-MB2-006	H2	83	6	45150-MJE-D01	G14	79	13	50345-MJE-D10	G8	73	7
42311-MER-D00	H7	88	4		H4	85	8	45155-MGZ-J00	G5	70	3	50351-MJE-D40	J1	114	7
42312-MER-D00	H7	88	5	43510-MER-D02	H2	83	7	45156-MJE-D00	G5	70	4	50352-MJE-D00	J1	114	8
42515-MGZ-J10	H7	88	6		H4	85	9	45156-MJE-D10	G6	71	11	50353-MJE-D00	J1	114	9
42615-MJE-D00	H7	88	7	43511-KV3-831	H2	83	8	45158-MJE-D00	G5	70	5	50354-MJE-D00	J1	114	10
42615-MJE-D60	H7	88	7		H4	85	10	45158-MJE-D10	G6	71	12	50355-MJE-D00	J1	114	11
42620-MJE-D00	H7	88	8	43512-MJE-D01	H2	83	9	45190-MJE-D01	G14	79	14	50355-MJE-D10	J1	114	12
42625-MER-D00	H7	88	9		H4	85	11	45250-MJE-D01	G14	79	15	50391-KVB-900	J5	118	7
42650-MJE-D00ZA	H7	88	10	43514-KS6-701	H2	83	10	45250-MJE-D11	G14	79	15	50530-MJE-D00	I5	102	2
42650-MJE-D00ZC	H7	88	10		H4	85	12	45251-MGZ-J01	H1	82	9	50539-MFJ-D00	I5	102	3
42650-MJE-D01ZA	H7	88	10	43520-MB2-315	H2	83	11	45251-MGZ-J11	H1	82	9	50542-KCM-620	I5	102	4
42650-MJE-D01ZC	H7	88	10		H4	85	13	45290-MGS-D31	G14	79	16	50542-KPM-000	I5	102	5
42650-MJE-D10ZA	H7	88	10	43530-KV3-701	H2	83	12	45290-MGZ-J11	G14	79	16	50600-MJE-D00	I3	100	2
42650-MJE-D10ZB	H7	88	10		H4	85	14	45351-MJE-D01	H1	82	10	50611-MJE-D00	I3	100	3
42650-MJE-D11ZA	H7	88	10					45504-410-003	G5	70	6	50612-MJE-D00	I3	100	4
42650-MJE-D11ZB	H7	88	10	44000					G6	71	13	50615-MGZ-J00	I3	100	5
42711-MJE-D01	H7	88	11					45510-MJE-D01	G5	70	7	50617-445-840	I3	100	6
42711-MJE-D02	H7	88	11	44125-MN5-000	I11	108	8		G6	71	14	50619-MM5-000	I3	100	7
42711-MJE-D03	H7	88	11	44301-MJE-D00	G16	81	2	45512-MA6-006	G5	70	8	50621-MJE-D00	I3	100	8
42753-KWF-901	G16	81	1	44311-MGH-640	G16	81	3		G6	71	15	50622-MBG-D00	I3	100	9
	H7	88	12	44515-MJE-D10	G16	81	4	45513-KK1-771	H2	83	13	50639-MFL-D20	I3	100	10
42753-ML7-004	G16	81	1	44620-MJE-D00	G16	81	5		H4	85	15	50639-ML0-010	I3	100	11
	H8	89	12	44650-MJE-D00ZA	G16	81	6	45513-MM5-016	G5	70	9	50642-MJE-D00	I3	100	12
42753-MR4-901	G16	81	1	44650-MJE-D00ZC	G16	81	6		G6	71	16	50644-445-840	I3	100	13
	H8	89	12	44650-MJE-D01ZA	G16	81	6	45517-166-006	G5	70	10	50661-MJE-D00	I3	100	14
				44650-MJE-D01ZC	G16	81	6		G6	71	17	50700-MJE-D00	I3	100	15
43000				44711-MJE-D01	G16	81	7	45517-KCW-870	G3	68	11	50711-MGS-D30	I3	100	16
43107-KT7-761	H6	87	7	44711-MJE-D02	G16	81	7	45518-MM5-006	G5	70	11	50712-MGS-D30	I3	100	17
43108-MBB-006	H6	87	8	44711-MJE-D03	G16	81	7		G6	71	18	50715-MJE-D00	I3	100	18
43108-MCT-006	G14	79	3	44721-SEA-N02	G16	81	8	45520-MG7-006	H2	83	14	50718-MN8-000	I3	100	19
43110-MJE-D01	H6	87	9		H8	89	14		H4	85	16	50721-MJE-D00	I3	100	20
43110-MJE-D11	H6	87	9	44722-SEA-N02	G16	81	8	45520-MM5-006	G5	70	12	50725-MJE-D00	I3	100	21
43112-KT7-761	H6	87	10		H8	89	14		G6	71	19				
43132-KT7-761	H6	87	11	44723-SEA-N02	G16	81	8	45521-HA2-006	H2	83	15	51000			
43150-MJE-D01	H6	87	12		H8	89	14		H4	85	17	51400-MJE-D41	G13	78	1
43150-MJE-D11	H6	87	12	44726-SEA-N02	G16	81	8	45530-471-831	G5	70	13	51401-MJE-D41	G13	78	2
43159-MJE-D00	H2	83	1		H8	89	14		G6	71	20	51402-MGZ-J01	G13	78	3
	H4	85	1	44727-SEA-N02	G16	81	8					51410-MJE-D41	G13	78	4
43215-KZ4-J41	G14	79	4		H8	89	14	46000				51412-MB4-003	G13	78	5
	H6	87	13	44728-SEA-N02	H1	82	8					51420-MJE-D01	G13	78	9
43251-MGZ-J01	H8	89	13		H8	89	14	46182-MEL-D21	H2	83	16	51432-MV9-003	G13	78	10
43251-MGZ-J02	H8	89	13	45000					H4	85	18	51437-KV3-701	G13	78	11
43310-MJE-D01	H2	83	2					46392-TF0-003	G8	73	6	51415-MFJ-A51	G13	78	7
43310-MJE-D11	H4	85	2	45107-MN5-006	G14	79	7	46500-MJE-D00	I2	99	8	51416-KF0-003	G13	78	8
43311-MJE-D10	G8	73	2	45111-MA3-006	H6	87	16	46503-MFG-D00	H2	83	17	51420-MJE-D01	G13	78	9
43312-MJE-D10	G8	73	3	45111-MAJ-G41	G14	79	8		H4	85	19	51432-MV9-003	G13	78	10
43313-MJE-D11	H4	85	3		H6	87	17	46504-MAL-601	H2	83	18	51440-MJE-D01	G13	78	12
43314-MJE-D00	H2	83	3	45112-ML7-921	G14	79	9		H4	85	20	51447-KA4-711	G13	78	13
43314-MJE-D10	H4	85	4		G14	79	9	46513-KYJ-900	I2	99	9	51454-MM9-671	G13	78	14
43315-MJE-D00	H2	83	4	45125-MJE-D41	G5	70	2					51490-MER-R61	G13	78	15
43315-MJE-D10	H4	85	5	45125-MJE-D51	G6	71	9					51500-MJE-D41	G13	78	16
				45126-MJE-D11	G6	71	10					51520-MJE-D01	G13	78	17

PART NO. INDEX

K 6

Part Number	Address	Page	Ref.	Part Number	Address	Page	Ref.	Part Number	Address	Page	Ref.	Part Number	Address	Page	Ref.
95701-06022-08	H11	92	19												
	I15	112	33												
95701-06025-07	G8	73	15												
95701-06028-00	E15	55	24												
95701-06030-07	J6	119	22												
95701-06035-00	E16	56	17												
95701-06040-00	H10	91	33												
95701-06045-00	E15	55	25												
95701-06050-00	E16	56	18												
95701-08028-07	J2	115	24												
95701-08045-00	E16	56	19												
95701-10075-00	E16	56	20												
95801-06028-00	E14	54	16												
95801-12160-08	J2	115	25												
96000															
96001-06012-00	I15	112	29												
96001-06012-07	G5	70	23												
	G7	72	30												
	H3	84	27												
	H5	86	29												
96001-06014-07	H3	84	28												
	H5	86	30												
96001-06016-00	G7	72	31												
	H6	87	22												
96001-06016-07	J4	117	39												
96001-06020-07	G5	70	24												
	G7	72	32												
96001-06025-07	G1	66	7												
	G7	72	33												
96001-06028-07	H5	86	31												
96001-06035-07	G5	70	25												
	G7	72	34												
96211-08000	I4	101	29												
96220-40080	F4	60	23												
96600-06016-00	E12	52	6												
96600-06032-00	E12	52	7												
96600-08020-10	F4	60	24												
98000															
98059-59916	E2	42	19												
98059-59926	E2	42	19												
98200-33000	I13	110	11												
98200-40750	I15	112	35												
98200-41000	I15	112	36												
98200-42000	I15	112	37												
98200-43000	I15	112	38												
99000															
99006-22000	J9	122	14												
99006-27000	J9	122	15												

4

PART NAME INDEX

Table with 4 columns: Part name, Address, Page, Ref. containing a detailed list of mechanical parts such as ARM COMP., BOLT-WASHER, BOLT, FLANGE, BEARING, etc.



PART NAME INDEX

L 2

Part name	Address	Page	Ref.	Part name	Address	Page	Ref.	Part name	Address	Page	Ref.
BOLT, PIN	H6	87	18	CABLE COMP. B, THROTTLE	G3	68	3	CLAMP, ABS CORD	G6	71	6
BOLT, SEALING, 22MM	E16	56	11	CABLE COMP., CLUTCH	G3	68	4		H6	87	5
BOLT, SETTING	E14	54	6	CABLE, BATTERY EARTH	I13	110	6	CLAMP, A.C. GENERATOR CORD	E12	52	1
BOLT, SHOULDER	F6	62	18	CABLE, SEAT LOCK	H12	93	2	CLAMP, HARNESS	I16	113	6
BOLT, SIDE STAND PIVOT	I5	102	6	CABLE, STARTER BATTERY	I13	110	2	CLAMP, MASTER CYLINDER OIL			
BOLT, SOCKET, 10X30	J1	114	20	CABLE, STARTER MOTOR	I13	110	4	HOSE	H2	83	10
BOLT, SOCKET, 10X51	I8	105	4	CALIPER SUB ASSY., L. FR.	G14	79	13		H4	85	12
BOLT, SOCKET, 10X70	I8	105	5	CALIPER SUB ASSY., RR. BRAKE ..	H6	87	12	CLAMP, PIPE	G6	71	1
BOLT, SOCKET, 4X25	H10	91	25	CALIPER SUB ASSY., R. FR.	G14	79	15	CLAMP, PULSE GENERATOR CORD ..	E8	48	3
BOLT, SOCKET, 5X9	I13	110	9	CAMSHAFT COMP., EX.	E4	44	3	CLAMP, TUBE	H11	92	15
BOLT, SOCKET, 6X16	E12	52	6	CAMSHAFT COMP., IN.	E4	44	2				
BOLT, SOCKET, 6X20	H2	83	19	CANISTER COMP.	H11	92	5		J4	117	34
	H4	85	21	CAP ASSY., NOISE SUPPRESSOR ...	I16	113	5				35
BOLT, SOCKET, 6X32	E12	52	7	CAP ASSY., RESERVE TANK	J3	116	14	CLIP B, HARNESS	G3	68	5
BOLT, SOCKET, 8MM	G13	78	19	CAP COMP., FUEL FILLER	H10	91	22	CLIP, AIR HOSE, 16MM	H15	96	16
BOLT, SOCKET, 8X12	E16	56	10	CAP COMP., RADIATOR	J3	116	6	CLIP, BODY COVER	H14	95	11
BOLT, SOCKET, 8X18	I3	100	24	CAP, 45MM	E8	48	2	CLIP, BRAKE PIPE	G8	73	6
BOLT, SOCKET, 8X20	F4	60	24	CAP, BLEEDER	G14	79	6				13
BOLT, SOCKET, 8X22	J1	114	21		H6	87	15	CLIP, BREATHER TUBE	H16	97	1
BOLT, SPECIAL, 10MM	F2	58	20	CAP, MASTER CYLINDER	G5	70	9	CLIP, CABLE, 10MM	H6	87	21
BOLT, SPECIAL, 10X25	E8	48	12		G6	71	16	CLIP, COUPLER	G4	69	36
BOLT, SPECIAL, 6X16	I5	102	7		H2	83	13		I15	112	23
	I11	108	15		H4	85	15				24
			16	CAP, RR. SWINGARM	I6	103	10				25
BOLT, STEP LOWER PLATE	I3	100	23	CAP, STEERING STEM NUT	G9	74	17		J4	117	32
BOLT, STUD, 12X25	H8	89	15	CARTRIDGE, OIL FILTER	E15	55	10	CLIP, HARNESS	G8	73	16
BOLT, STUD, 8X22	E2	42	16	CASE ASSY., UNDER	G2	67	5	CLIP, PISTON PIN, 16MM	F1	57	4
BOLT, SWINGARM PIVOT	I6	103	6	CASE ASSY., UPPER	G2	67	4	CLIP, PURSE LOCK	J4	117	30
BOLT, TERMINAL	E14	54	7	CASE COMP., THERMOSTAT	F5	61	5	CLIP, SNAP FITTING	J8	121	21
BOLT, TIE ROD	I2	99	11	CASE SUB ASSY., AIR CLEANER ...	H15	96	7	CLIP, SUB TANK HOSE	H16	97	2
BOLT, UBS, 8X98	E16	56	9	CASE, DRIVE CHAIN	I6	103	2	CLIP, SWITCH COVER	I2	99	14
BOLT, WIRE ADJUSTING	G3	68	18	CASE, L. BOTTOM	G13	78	17	CLIP, TUBE	F6	62	23
BOOTS, BODY COVER	J6	119	17	CASE, R. BOTTOM	G13	78	9		G3	68	1
BOOT B	G14	79	12	CENTER COMP., SHIFT DRUM	F4	60	6		H10	91	30
	H6	87	19	CENTER, CLUTCH	E9	49	4		J4	117	33
BOOT COMP.	G5	70	6	CHAIN KIT, DRIVE	I6	103	1				36
	G6	71	13	CHAIN, CAM	E7	47	2	CLIP, WATER HOSE	E13	53	8
	H2	83	6	CHAIN, DRIVE	I6	103	3				9
	H4	85	8	CHAIN, OIL PUMP	E15	55	5		F5	61	10
BOOT, PIN BUSH	G14	79	11	CIRCLIP	G5	70	20		J4	117	23
BOOT, SLEEVE	H6	87	11		G7	72	27	CLIP, WIRE HARNESS	J1	114	3
BOSS, OIL FILTER	E15	55	13		H2	83	16	CLUTCH, ONE WAY	E8	48	9
BRACKET B, L. ENGINE HANGER ..	J1	114	6	CIRCLIP, 25MM	F3	59	32	COCK, DRAIN	J3	116	8
BRACKET B, R. ENGINE HANGER ..	J1	114	5	CIRCLIP, 30MM	F3	59	33	COIL ASSY., IGNITION	I16	113	1
BRACKET COMP., RR. BRAKE	H6	87	9	CIRCLIP, EXTERNAL, 14MM	F4	60	21				3
BRACKET SUB ASSY., L. FR.	G14	79	14	CIRCLIP, EXTERNAL, 15MM	I2	99	16	COLLAR	G1	66	5
BRACKET SUB ASSY., R. FR.	G14	79	16	CIRCLIP, INTERNAL	I6	103	20		H9	90	13
BRIDGE, FORK TOP	G9	74	16	CIRCLIP, INTERNAL, 63MM	E8	48	19	COLLAR A, ENGINE HANGER	J1	114	7
BRUSH SET A, CARBON	E14	54	2	CLAMPER A, FR. BRAKE HOSE	G5	70	3	COLLAR A, FR. FENDER	G12	77	4
BRUSH SET B, CARBON	E14	54	3					COLLAR B, RR. WHEEL DISTANCE ..	H7	88	9
BULB	I11	108	1					COLLAR C, L. ENGINE HANGER	J1	114	9
BULB, HEADLIGHT	G1	66	4	CLAMPER A, RR. BRAKE HOSE	H2	83	3	COLLAR C, R. ENGINE HANGER	J1	114	8
BULB, WINKER	I10	107	12		H4	85	4	COLLAR, 12.7X13	I3	100	3
BUSH, GUIDE	G13	78	6	CLAMPER B, RR. BRAKE HOSE	H2	83	4	COLLAR, 25X28X12	F2	58	13
BUSH, SLIDER	G13	78	7		H4	85	5	COLLAR, 30X11.2	F2	58	7
				CLAMPER, SENSOR CORD	G6	71	5	COLLAR, 8.5X16X6	H14	95	9
[C]				CLAMP, ABS CORD	G6	71	3	COLLAR, BANK ANGLE SENSOR	I15	112	20
CABLE COMP. A, THROTTLE	G3	68	2					COLLAR, CENTER PIVOT DISTANCE ..	I6	103	7



PART NAME INDEX

L 3

Part name	Address	Page	Ref.	Part name	Address	Page	Ref.	Part name	Address	Page	Ref.	
COLLAR, CUSHION CONNECTING ROD	I8	105	2	COVER, R. HEADLIGHT	J5	118	11	[F]				
COLLAR, FR. AXLE DISTANCE	G16	81	5	COVER, STARTER MAGNETIC				FAN COMP., COOLING	J3	116	4	
	H7	88	8		TERMINAL	I13	110	3	FASTENER A, DUAL LOCK, 8X25	H9	90	14
COLLAR, FR. FENDER	H11	92	11			I14	111	8	FASTENER B, DUAL LOCK, 20X20	H10	91	24
COLLAR, FR. FENDER MOUNTING	G12	77	5	COVER, THERMOSTAT	F5	61	7	FASTENER C, DUAL LOCK, 8X25	J7	120	1	
COLLAR, FR. WHEEL COVER	I11	108	8	COWL ASSY., L. RR.	H12	93	9	FASTENER D, DUAL LOCK, 20X20	H13	94	1	
COLLAR, FUEL TANK	I11	108	17	COWL ASSY., RR. CENTER	H12	93	14		J7	120	2	
COLLAR, HORN SETTING	I14	111	13	COWL ASSY., R. RR.	H12	93	6	FENDER A, RR.	I11	108	10	
COLLAR, L. MUFFLER MOUNTING	I1	98	8	CRANKCASE SET	E16	56	1	FENDER COMP. B, RR.	I9	106	3	
COLLAR, L. PIVOT DISTANCE	I6	103	9	CRANKSHAFT COMP.	F1	57	9	FENDER C, RR.	I9	106	2	
COLLAR, L. RR. WHEEL SIDE	H7	88	4	CUP COMP., OIL	H2	83	8	FENDER SET, FR.	G12	77	2	
COLLAR, MOUNTING	I11	108	12		H4	85	10	FENDER, FR.	G12	77	2	
	J6	119	20	CUSHION ASSY., RR.	I8	105	1	FILM, PROTECTOR	H9	90	11	
COLLAR, MUFFLER MOUNTING	I1	98	1	CUSHION A, BATTERY	J5	118	7		H12	93	15	
COLLAR, RADIATOR MOUNTING	G8	73	9	CUSHION, RR. FUEL TANK	H9	90	18	FILTER ASSY., FUEL	H9	90	4	
	J4	117	24	CYLINDER SET, MASTER	G5	70	13	FILTER SET, OIL	E15	55	2	
					G6	71	20	FLANGE SUB ASSY., RR. DRIVEN	H7	88	7	
COLLAR, RR. AXLE	I6	103	5	CYLINDER SUB ASSY., FR. MASTER	G5	70	7	FLYWHEEL COMP.	E12	52	2	
COLLAR, RR. BRAKE SIDE	H7	88	5		G6	71	14	FORK ASSY., L. FR.	G13	78	16	
COLLAR, R. FR. WHEEL SIDE	G16	81	3	CYLINDER SUB ASSY., RR. MASTER	H2	83	7	FORK ASSY., R. FR.	G13	78	1	
COLLAR, R. MUFFLER MOUNTING	I1	98	9		H4	85	9	FORK, GEARSHIFT CENTER	F4	60	3	
COLLAR, R. PIVOT DISTANCE	I6	103	8	[D]				FORK, L. GEARSHIFT	F4	60	4	
COLLAR, SETTING	J5	118	5	DAMPER SET, WHEEL	H7	88	1	FORK, R. GEARSHIFT	F4	60	2	
COLLAR, SPLINE, 25X28X13	F2	58	16	DIAPHRAGM	G5	70	12	FUNNEL, L. AIR	H15	96	9	
COLLAR, SPLINE, 30X11	F2	58	10		G6	71	19	FUNNEL, R. AIR	H15	96	8	
COLLAR, SPRING	G13	78	3		H2	83	14	FUSE, BLADE	I13	110	11	
COLLAR, TENSIONER	E7	47	4		H4	85	16	FUSE, MINI	I15	112	35	
CONNECTOR, MASTER CYLINDER	H2	83	5	DIODE ASSY., THREE WAY	I14	111	4					
	H4	85	7	DISK B, CLUTCH FRICTION	E9	49	8					
COOLER COMP., OIL	E15	55	11	DISK, CLUTCH FRICTION	E9	49	6					
COTTER, VALVE	E4	44	10									
COUNTERSHAFT COMP.	F2	58	3	DISK, FR. BRAKE	H1	82	9	[G]				
COVER ASSY., CYLINDER HEAD	E1	41	1	DISK, L. FR. BRAKE	H1	82	10	GASKET COMP., CYLINDER HEAD				
COVER ASSY., LOWER HEADLIGHT	J6	119	13	DISK, RR. BRAKE	H8	89	13	COVER	E1	41	3	
COVER ASSY., L. SIDE	H13	94	6	DOWEL PIN, 10X16	E8	48	14		F8	64	1	
	H14	95	6		E16	56	14	GASKET KIT A	F8	64	1	
COVER ASSY., METER	J6	119	15	DOWEL PIN, 8X14	E1	41	9	GASKET KIT B	F9	65	1	
COVER ASSY., R. SIDE	H13	94	4		E11	51	4	GASKET, CYLINDER HEAD	E2	42	3	
COVER B, L. RR. FENDER	I9	106	6	DOWEL PIN, 8X20	E2	42	17		F8	64	1	
COVER B, R. RR. FENDER	I9	106	5	DRIVER, SCREW	J9	122	5	GASKET, EX. PIPE	F8	64	1	
COVER COMP., LICENSE	I11	108	4	DRUM COMP., GEARSHIFT	F4	60	5		I1	98	2	
COVER COMP., L. RR.	E13	53	1	DUCT, AIR CLEANER	H15	96	11	GASKET, PLUG HOLE	E2	42	4	
COVER COMP., R. CRANKCASE	E8	48	1	DUST SEAL, 17X24X5	I8	105	8		F8	64	1	
COVER COMP., WATER PUMP	E13	53	4	DUST SEAL, 28X37X4	I7	104	24	GASKET, TENSIONER HOLE	E7	47	6	
COVER SET, L. HEADLIGHT	J5	118	12	DUST SEAL, 30X37X4	I7	104	25		F8	64	1	
COVER SET, R. HEADLIGHT	J5	118	11	DUST SEAL, 30X47X7.5	H8	89	23	GASKET, THERMOSTAT CASE	F5	61	6	
COVER SUB ASSY., AIR CLEANER	H15	96	10	DUST SEAL, 30X56X7.5	H8	89	22		F8	64	1	
COVER, ABS MODULATOR	G8	73	11	DUST SEAL, STEERING HEAD	G11	76	2	GASKET, WATER PUMP BODY	E13	53	5	
COVER, A.C. GENERATOR	E11	51	1	DUST SEAL, STEERING UPPER	G11	76	1		F9	65	1	
COVER, BATTERY TERMINAL	I13	110	5					GAUGE, OIL LEVEL	E8	48	4	
	I14	111	9	[E]				GEAR B, STARTER REDUCTION	E10	50	4	
COVER, DUST	I2	99	4	ELEMENT COMP., AIR CLEANER	H15	96	1	GEAR COMP., STARTER DRIVEN	E10	50	2	
COVER, LOCK NUT	G3	68	19	EMBLEM, KEY	G9	74	7	GEAR COMP., STARTER REDUCTION	E10	50	3	
COVER, L. FRAME	J1	114	15	EMBLEM, PRODUCT	G9	74	18	GEAR, COUNTERSHAFT FIFTH	F2	58	14	
COVER, L. HEADLIGHT	J5	118	12					GEAR, COUNTERSHAFT SECOND	F2	58	6	
	J6	119	12					GEAR, COUNTERSHAFT SIXTH	F2	58	17	
COVER, REED VALVE	E1	41	5									
COVER, RESERVE TANK	J3	116	12									
COVER, RUBBER	G1	66	2									
COVER, R. FRAME	J1	114	14									

5

PART NAME INDEX

L 4

Part name	Address	Page	Ref.	Part name	Address	Page	Ref.	Part name	Address	Page	Ref.
GEAR, COUNTER FIRST	F2	58	4	HOUSING, UPPER THROTTLE	G3	68	14	[M]			
GEAR, COUNTER FOURTH	F2	58	11					MAINSHAFT	F2	58	1
GEAR, COUNTER THIRD	F2	58	9	[I]				MARK, ABS	J11	124	6
GEAR, MAINSHAFT FIFTH	F2	58	12					MARK, HISS	J10	123	1
GEAR, MAINSHAFT SECOND	F2	58	5	INJECTOR ASSY., FUEL	F6	62	12	MARK, HONDA	J11	124	1
GEAR, MAINSHAFT SIXTH	F2	58	15	INSULATOR	E14	54	9	MARK, L. WING	J11	124	5
GEAR, MAINSHAFT THIRD & FOURTH	F2	58	8	INSULATOR, THROTTLE BODY	E2	42	5	MARK, RECEIVER	G9	74	2
GENERATOR ASSY., PULSE	E8	48	10					MARK, R. WING	J11	124	4
GRIP	J9	122	6	[J]				METER ASSY., COMBINATION	G2	67	1
GRIP COMP., THROTTLE	G3	68	12					METER COMP., LCD	G2	67	3
GRIP, L. HANDLE	G3	68	13	JOINT COMP., BLEEDING	E2	42	8	MIRROR COMP., L. BACK	G3	68	21
GRIP, RR. WHEEL WRENCH	J9	122	13	JOINT COMP., WATER	F5	61	1	MIRROR COMP., R. BACK	G3	68	20
GROMMET	I11	108	19	JOINT, BRAKE ROD	H2	83	18	MODULATOR ASSY.	G8	73	8
GROMMET A, RR. COVER	J5	118	1					MOTOR ASSY.	F6	62	4
GROMMET, SIDE COVER	J7	120	15	JOINT, BREATHER TUBE	H9	90	6	MOTOR ASSY., FAN	J3	116	5
GUARD, MUD	I11	108	13	JOINT, DRIVE CHAIN	I6	103	4	MOTOR ASSY., STARTER	E14	54	1
GUARD, RADIATOR HEAT	J3	116	19	JOINT, FOUR WAY	F6	62	17	MUFFLER COMP.	I1	98	4
GUARD, RESERVE TANK HEAT	J3	116	15	JOINT, FUEL TUBE	H9	90	5				
GUIDE A, CAM CHAIN	E7	47	8					[N]			
GUIDE COMP. B, CAM CHAIN	E7	47	7	JOINT, IDLE AIR CONTROL VALVE ..	F6	62	6	NUT-WASHER, 6MM	E14	54	12
GUIDE COMP. B, OIL PUMP CHAIN	E15	55	6	JOINT, WATER	F5	61	2	NUT, CAP, 6MM	G5	70	18
GUIDE COMP., CABLE	G3	68	6						G7	72	25
GUIDE, CLUTCH OUTER	E9	49	3	[K]					H10	91	27
GUIDE, EX. VALVE	E2	42	2					NUT, CLIP, 5MM	J8	121	22
				KEY SET	G9	74	4	NUT, CLIP, 6MM	J8	121	20
[H]				KEY, BLANK	G9	74	8	NUT, CONNECTING ROD	F1	57	8
HARNESS, WIRE	I14	111	5	KEY, SEAT LOCK	H12	93	13	NUT, COWL SETTING, 5MM	J8	121	16
HEADLIGHT UNIT	G1	66	1	KEY, TOP	G2	67	2	NUT, FIXING	G4	69	28
HEAD ASSY., CYLINDER	E2	42	1	KEY, WOODRUFF, 25X14X4	F1	57	12	NUT, FLANGE, 10MM	J1	114	22
HOLDER ASSY., HANDLE UPPER	G9	74	14					NUT, FLANGE, 12MM	J1	114	23
HOLDER, BRACKET	G4	69	31	[L]				NUT, FLANGE, 6MM	I11	108	22
HOLDER, BRUSH	E14	54	4	LABEL, ACCESSORIES & LOADING ..	J10	123	8		I15	112	27
HOLDER, CLUTCH LEVER	G3	68	16	LABEL, AIR CLEANER ELEMENT				NUT, HEX. CAP, 8MM	I1	98	13
HOLDER, L. MAIN STEP	I3	100	15					NUT, HEX., 10MM	G4	69	27
HOLDER, L. PILLION STEP	I3	100	21	LABEL, CHAIN ADJUSTER	J10	123	6	NUT, HEX., 6MM	I2	99	15
HOLDER, MASTER CYLINDER	G3	68	11	LABEL, DRIVE CAUTION	J10	123	9	NUT, HEX., 8MM	G4	69	33
	G5	70	10	LABEL, DRIVE CHAIN	J10	123	4		H3	84	25
	G6	71	17						H5	86	27
HOLDER, R. MAIN STEP	I3	100	2	LABEL, FRENCH TRANSLATION	J10	123	9	NUT, LOCK, 22MM	E9	49	15
HOLDER, R. PILLION STEP	I3	100	18	LABEL, FUEL & DRIVE	J10	123	10	NUT, SERRATE, 5MM	J4	117	29
HORN COMP.	I14	111	12	LABEL, RADIATOR CAP	J3	116	7	NUT, SETTING	J3	116	2
HOSE A, RADIATOR	J3	116	20	LABEL, RR. DAMPER	I8	105	3	NUT, SIDE STAND	I5	102	8
HOSE A, WATER	E13	53	6	LABEL, TIRE	J10	123	2	NUT, SPECIAL, 6MM	I2	99	12
HOSE B, RADIATOR	J3	116	21					NUT, SPRING, 4MM	J6	119	19
HOSE B, WATER	E13	53	7	LENS COMP., L. WINKER	I10	107	7	NUT, STEERING STEM	G10	75	23
HOSE COMP. A, FR. BRAKE	G6	71	9					NUT, U, 12MM	H8	89	17
HOSE COMP. A, RR. BRAKE	H4	85	2	LENS COMP., R. WINKER	I10	107	3	NUT, U, 18MM	H8	89	18
HOSE COMP. B, FR. BRAKE	G6	71	10						I6	103	18
HOSE COMP. B, RR. BRAKE	H4	85	3	LEVER ASSY., R. HANDLE	G5	70	14	NUT, U, 5MM	I11	108	18
HOSE COMP., FR. BRAKE	G5	70	2					NUT, U, 6MM	G4	69	26
HOSE COMP., FUEL FEED	H9	90	17	LEVER COMP., CLUTCH	E8	48	5		G12	77	10
HOSE COMP., RR. BRAKE	H2	83	2	LEVER COMP., L. HANDLE	G3	68	17	NUT, U, FLANGE, 10MM	H10	91	28
HOSE COMP., RR. MASTER				LIFTER ASSY., TENSIONER	E7	47	5		I8	105	6
				LIFTER, VALVE	E4	44	6				
	CYLINDER	H2	83	LIGHT ASSY., LICENSE	I11	108	3				
		H4	85	LOCK COMP., SEAT	H12	93	8				
HOSE C, WATER	F5	61	8								
HOSE D, WATER	F5	61	9								
HOUSING, UNDER THROTTLE	G3	68	15								



PART NAME INDEX

L 5

Part name	Address	Page	Ref.	Part name	Address	Page	Ref.	Part name	Address	Page	Ref.
[O]											
OIL SEAL, 12X18X5	E8	48	16	PIN A, DOWEL, 12X16	E2	42	18	PUMP COMP., WATER	E13	53	3
OIL SEAL, 14X22X5	F4	60	20	PIN COMP., BRAKE ROD	H2	83	17	[R]			
OIL SEAL, 28X47.2X7	H1	82	14	PIN, 10X44	H4	85	19	RADIATOR COMP.	J3	116	1
OIL SEAL, 40X62X8.4	F3	59	39	PIN, CLUTCH LIFTER	E10	50	1	RECEIVER UNIT	G9	74	1
ORIFICE, 1.2MM	E16	56	2	PIN, GEARSHIFT FORK GUIDE	F2	58	19	RECEIVER UNIT SET	G9	74	1
O-RING	F6	62	8	PIN, HANGER	G14	79	4	RECEIVER, CLUTCH CABLE	E8	48	7
	H15	96	14	PIN, PISTON	H6	87	13	RECTIFIER ASSY., REGULATOR	I14	111	1
O-RING, 13.8X1.9	E15	55	18	PIN, SHIFT RETURN SPRING	F1	57	3	REFLECTOR, FR. REFLEX	G12	77	1
	F9	65	1	PIN, SPLIT, 2.0X12	F4	60	13	REFLECTOR, REFLEX	I11	108	7
O-RING, 14.7X2.2	E15	55	19		H5	86	28	RELAY COMP., POWER	I14	111	16
	F9	65	1	PIN, SPLIT, 2.0X15	I4	101	28	RELAY COMP., WINKER	I14	111	14
O-RING, 14.8X2.4	E16	56	15	PIN, STEP BAR	I3	100	10	RETAINER	G14	79	9
	F9	65	1					RETAINER, VALVE SPRING	H6	87	10
	H2	83	22	PIPE COMP. A, FR. BRAKE	G8	73	4	RING	E4	44	8
	H5	86	24	PIPE COMP. A, RR. BRAKE	G8	73	2	RING SET, PISTON	E14	54	8
O-RING, 17.8X1.9	F6	62	9	PIPE COMP. B, FR. BRAKE	G8	73	5	RING, BACK UP	F1	57	1
O-RING, 18X3	E8	48	18	PIPE COMP. B, RR. BRAKE	G8	73	3	RING, FR. PULSER	G13	78	5
	F9	65	1	PIPE COMP., FR. FORK	G13	78	4	RING, HANDLE WEIGHT SNAP	G16	81	4
O-RING, 24.4X3.1	E14	54	13	PIPE, FUEL	F6	62	14	RING, OIL SEAL STOPPER	G9	74	13
	F9	65	1					RING, PISTON	G13	78	13
O-RING, 30MM	F5	61	16	PIPE, SEAT	G13	78	12	RING, RR. PULSER	G13	78	11
	F9	65	1	PIPE, STEERING HANDLE	G9	74	9	RING, SEAL	H7	88	6
O-RING, 32.95X2.62	E13	53	13	PISTON	F1	57	2	RING, SNAP, 62MM	F6	62	13
	F9	65	1		G14	79	7	RING, STOPPER	F3	59	34
O-RING, 33.2X2.4	G13	78	22		H6	87	7		G14	79	8
O-RING, 48.1X3.6	E8	48	17	PISTON SET, MASTER CYLINDER ...	H2	83	11	RIVET, PUSH	H6	87	17
	F9	65	1		H4	85	13		H14	95	7
O-RING, 4X2	E14	54	14	PIVOT, SHIFT DRUM STOPPER ARM ..	F4	60	15	ROD ASSY., CONNECTING	F1	57	5
O-RING, 55X2	H8	89	24	PLATE, BEARING SETTING	F2	58	2	ROD COMP., PUSH	H2	83	12
O-RING, 6.3X2.2	F6	62	19	PLATE, CHAIN GUIDE	E13	53	2		H4	85	14
O-RING, 7.47X3.6	F6	62	20	PLATE, CLUTCH	E9	49	9	ROD, HOLDER	I9	106	11
O-RING, 9.8X1.9	J4	117	31	PLATE, CLUTCH PRESSURE	E9	49	10	ROLLER, 4X8	F4	60	23
O-RING, OIL COOLER	E15	55	20	PLATE, DIAPHRAGM	G5	70	11	RUBBER A, TAILLIGHT MOUNTING ..	G8	73	1
	F9	65	1		G6	71	18	RUBBER B, HANDLE WEIGHT	G9	74	12
OUTER COMP., CLUTCH	E9	49	2		H2	83	15	RUBBER B, RR. FENDER SPONGE ...	I9	106	7
OUTER, STARTING CLUTCH	E8	48	8		H4	85	17	RUBBER B, SEAT SETTING	H12	93	4
				PLATE, ENGINE HANGER	J1	114	11		G1	66	3
[P]				PLATE, IDLE AIR CONTROL VALVE ..	F6	62	7	RUBBER SPONGE, RR. FENDER	H12	93	1
PACKING	E2	42	15	PLATE, JOINT	F6	62	5		J7	120	10
	F8	64	1	PLATE, LOCK KEY SETTING	H12	93	11	RUBBER SPONGE, TANK COVER	J7	120	9
PACKING, BASE	H9	90	19	PLATE, NUMBER BACK	I11	108	14	RUBBER, CANISTER MOUNT	H11	92	1
PACKING, LENS	I11	108	6	PLATE, PILLION STEP CLICK	I3	100	19	RUBBER, CHANGE PEDAL	I2	99	5
PACKING, OIL STRAINER	E15	55	8	PLATE, PORT	E1	41	2	RUBBER, CUSHION	H15	96	6
	F9	65	1	PLATE, R. ENGINE HANGER	J1	114	12	RUBBER, DUST SEAL	I2	99	1
PACKING, RESERVE TANK	J3	116	16	PLATE, SPINDLE	F4	60	11	RUBBER, EX. PIPE MOUNTING	I1	98	7
PAD COMP., FUEL TANK	H10	91	34	PLATE, STEP LOWER	I3	100	5	RUBBER, FR. FENDER MOUNTING ...	G12	77	3
PAD SET, FR.	G14	79	2	PLATE, STEP SETTING	I3	100	7		J5	118	4
PAD SET, RR.	H6	87	1	PLATE, TENSIONER SETTING	F4	60	1	RUBBER, GUARD	I14	111	3
PANEL ASSY., L. INNER	J7	120	8	PLUG, HOLE	I11	108	19	RUBBER, HEADLIGHT	H11	92	9
PANEL ASSY., R. INNER	J7	120	5	PLUG, SPARK	E2	42	19				
PAN, OIL	E15	55	1	PROTECTOR	G5	70	8	RUBBER, HEADLIGHT CASE			
PEDAL COMP., BRAKE	I2	99	8		G6	71	15		J4	117	25
PEDAL COMP., GEAR CHANGE	I2	99	3	PROTECTOR, MUFFLER	I1	98	6		J5	118	6
PGM-FI UNIT	I14	111	18	PROTECTOR, SEAT LOCK KEY	H12	93	12	RUBBER, HEADLIGHT STAY	J5	118	6
	I15	112	18	PULLER, MINI FUSE	J9	122	1	RUBBER, LICENSE LIGHT	I11	108	5
PIECE, OIL LOCK	G13	78	10	PUMP ASSY., FUEL	H9	90	1	RUBBER, LOWER HEADLIGHT COVER ..	J6	119	14
				PUMP ASSY., OIL	E15	55	3				

5

PART NAME INDEX

L 6

Part name	Address	Page	Ref.	Part name	Address	Page	Ref.	Part name	Address	Page	Ref.	
RUBBER, MAIN STEP	I3	100	14	SCREW, TAPPING, 4X12	I9	106	12	SPRING, CLUTCH LEVER.....	E8	48	6	
RUBBER, METER COVER	J6	119	16		J6	119	21	SPRING, FR. FORK.....	G13	78	2	
RUBBER, METER SETTING	J5	118	3		J8	121	23	SPRING, FR. REBOUND.....	G13	78	8	
RUBBER, MOUNTING	E1	41	8	SCREW, TAPPING, 4X16	H16	97	9	SPRING, JUDDER.....	E9	49	12	
	F8	64	1		I11	108	20	SPRING, KICK STARTER STOPPER..	I3	100	1	
RUBBER, PROTECTOR	H13	94	2	SCREW, TAPPING, 5X14	G2	67	7	SPRING, L. STEP RETURN.....	I3	100	13	
				SCREW, TAPPING, 5X16	I11	108	21	SPRING, PAD.....	G14	79	3	
RUBBER, PROTECTOR MOUNTING ...	I1	98	5	SCREW, TAPPING, 5X20	H15	96	18		H6	87	8	
RUBBER, PROTECTOR PACKING	I1	98	3					SPRING, R. STEP RETURN.....	I3	100	6	
RUBBER, RR. TANK MOUNTING	H9	90	12	SCREW, TAPPING, 5X25	H15	96	20	SPRING, SEAT LOCK.....	H12	93	10	
RUBBER, SEAT CUSHION	H12	93	5	SEAL SET, FR. FORK	G13	78	15	SPRING, SHIFT DRUM STOPPER....	F4	60	9	
RUBBER, SEAT STAY MOUNTING ...	I11	108	9	SEAL SET, PISTON	G14	79	1	SPRING, SHIFT RETURN.....	F4	60	12	
RUBBER, SHOCK	I13	110	8		H6	87	2	SPRING, STOP SWITCH.....	I2	99	7	
RUBBER, SIDE COVER	I15	112	19	SEAL, AIR CLEANER	H15	96	2	SPRING, VALVE.....	E4	44	7	
RUBBER, SIDE COVER SPONGE	I9	106	8	SEAL, AIR CLEANER ELEMENT	H15	96	3	SPROCKET COMP., DRIVE.....	F2	58	18	
RUBBER, STEP LOWER PLATE	I3	100	9	SEAL, BREATHER	H10	91	23	SPROCKET, CAM.....	E7	47	1	
RUBBER, TAILLIGHT BRACKET	I14	111	10	SEAL, CENTER BOSS	H15	96	5	SPROCKET, FINAL DRIVEN.....	H7	88	2	
RUBBER, THERMOSTAT	F5	61	4	SEAL, DUST	G13	78	21	SPROCKET, OIL PUMP DRIVE.....	E9	49	1	
	F8	64	1	SEAL, IGNITION SWITCH.....	G9	74	3	SPROCKET, OIL PUMP DRIVEN.....	E15	55	4	
RUBBER, WINKER MOUNTING	I10	107	5	SEAL, TANK	H9	90	10	SPROCKET, TIMING.....	F1	57	11	
				SEAL, THROTTLE BODY	H15	96	4	STATOR COMP.....	E12	52	3	
[S]				SEAL, VALVE STEM	E4	44	1	STAY COMP. A, CANISTER.....	H11	92	6	
				SEAL, WATER PIPE	F5	61	15	STAY COMP. B, CANISTER.....	H11	92	7	
SCREW-WASHER, 4X12	G5	70	22		F9	65	1	STAY COMP., HEADLIGHT LOWER...	J5	118	9	
	G7	72	29	SEAT ASSY., DOUBLE	H12	93	3	STAY COMP., HEADLIGHT UPPER...	J5	118	8	
	H3	84	24	SEAT, JUDDER SPRING	E9	49	5	STAY COMP., IGNITION COIL....	I16	113	4	
	H5	86	26	SEAT, VALVE SPRING	E4	44	9	STAY COMP., REGULATOR.....	I14	111	2	
SCREW-WASHER, 5X12	E14	54	15	SENSOR ASSY., AIR TEMP	H15	96	15	STAY C, RR. BRAKE.....	H2	83	1	
	F6	62	22	SENSOR ASSY., BANK ANGLE	I14	111	11		H4	85	1	
SCREW-WASHER, 5X16	G4	69	29	SENSOR ASSY., MAP	H15	96	13	STAY C, RR. FENDER.....	I9	106	4	
SCREW-WASHER, 5X25	G9	74	15	SENSOR ASSY., SPEED	E16	56	7	STAY, ABS MODULATOR.....	G8	73	7	
SCREW, 4X6.6	H9	90	3	SENSOR ASSY., WATER TEMP	E2	42	9	STAY, AIR INJECTION SOLENOID				
SCREW, BLEEDER	G14	79	5	SENSOR, FR. WHEEL SPEED	G6	71	7	VALVE	H16	97	6	
	H6	87	14	SENSOR, OXYGEN	I1	98	10	STAY, FR. BRAKE HOSE.....	G5	70	5	
SCREW, FLAT, 3X16	G3	68	24	SENSOR, RR. WHEEL SPEED	H6	87	3		G6	71	12	
SCREW, FLAT, 4X12	G5	70	21	SHAFT, GEARSHIFT FORK	F4	60	7	STAY, HARNESS CLIP.....	E16	56	4	
	G7	72	28	SHIM J, FINAL REDUCTION THIRD				STAY, L. CLIP.....	G3	68	9	
SCREW, FLAT, 4X40	H3	84	23		GEAR	F3	59	30	STAY, L. FR. REFLECTOR.....	G12	77	8
	H5	86	25	SHIM, TAPPET	E4	44	11	STAY, L. LOWER SHROUD B.....	J7	120	14	
SCREW, OVAL, 6X40	G10	75	22		E5	45	11	STAY, L. MIDDLE SHROUD B.....	J7	120	12	
SCREW, PAN, 4X8	F6	62	21		E6	46	11	STAY, L. UNDER COWL.....	E11	51	5	
SCREW, PAN, 5MM	H15	96	17	SHROUD ASSY. B, L.	J7	120	7	STAY, RADIATOR LOWER.....	J3	116	13	
SCREW, PAN, 5X12	I6	103	14	SHROUD ASSY. B, R.	J7	120	4	STAY, RESERVE TANK.....	J3	116	10	
SCREW, PAN, 5X14	J8	121	17	SHROUD COMP.	J3	116	3	STAY, RR. BRAKE PIPE.....	H4	85	6	
SCREW, PAN, 5X16	J8	121	19	SHROUD SET A, L.	J7	120	6	STAY, RR. FENDER.....	I11	108	11	
SCREW, PAN, 5X22	G4	69	32	SHROUD SET A, R.	J7	120	3	STAY, RR. SENSOR CORD.....	H6	87	4	
SCREW, PAN, 6X12	I1	98	12	SLEEVE	H6	87	16	STAY, R. FR. REFLECTOR.....	G12	77	7	
	J4	117	26	SLIDER, CHAIN	I6	103	11	STAY, R. LOWER SHROUD B.....	J7	120	13	
SCREW, PAN, 6X14	J8	121	18	SPACER C, ENGINE HANGER	J1	114	10	STAY, R. MIDDLE SHROUD B.....	J7	120	11	
SCREW, PAN, 6X22	G12	77	9	SPACER, IGNITION COIL.....	I16	113	2	STAY, R. UNDER COWL.....	E8	48	21	
SCREW, PAN, 6X30	J6	119	18	SPANNER, 10X14	J9	122	8	STAY, SENSOR CORD.....	G6	71	8	
SCREW, SPECIAL, 4X10	I10	107	2	SPANNER, 12X14	J9	122	10	STAY, SPEED SENSOR.....	H6	87	6	
SCREW, SPECIAL, 6X14	H12	93	16	SPANNER, 8X12	J9	122	9	STAY, TUBE CLAMP.....	J3	116	17	
	I6	103	16	SPANNER, PIN	J9	122	7	STAY, WINKER.....	I10	107	4	
	I9	106	10	SPINDLE COMP., GEARSHIFT	F4	60	10	STAY, WIRE.....	F6	62	1	
SCREW, SPECIAL, 6X8	I10	107	13	SPRING ASSY., BRAKE PEDAL	I2	99	9	STEM SUB ASSY., STEERING.....	G11	76	3	
SCREW, TAPPING, 3X16	G2	67	6	SPRING ASSY., SIDE STAND	I5	102	5	STOPPER.....	H9	90	2	
	G10	75	25	SPRING, CARBON BRUSH	E14	54	5	STOPPER COMP., GEARSHIFT DRUM	F4	60	8	
SCREW, TAPPING, 4X12	H12	93	17	SPRING, CLUTCH	E9	49	11	STOPPER, TERMINAL.....	E14	54	10	

5

PART NAME INDEX



Part name	Address	Page	Ref.	Part name	Address	Page	Ref.	Part name	Address	Page	Ref.
STRAINER COMP., OIL	E15	55	7	TUBE, 3.5X125	F7	63	26	WASHER, LOCK, 30MM	F3	59	29
STRIPE A, L. SHROUD	J12	125	9	TUBE, 3.5X140	F7	63	27	WASHER, NEUTRAL	E16	56	13
STRIPE A, R. SHROUD	J12	125	7	TUBE, 3.5X55	F6	62	24		F9	65	1
STRIPE, L. FUEL TANK	J11	124	3	TUBE, 3.5X95	F7	63	25	WASHER, OIL BOLT	G5	70	19
STRIPE, L. HEADLIGHT COVER ...	J12	125	10	TUBE, 7.3X240	H10	91	31		G7	72	26
STRIPE, L. SIDE COVER	J12	125	12	TUBE, 8X410	H10	91	32		H2	83	21
STRIPE, R. FUEL TANK	J11	124	2	TUBE, AIR	H11	92	4		H5	86	23
STRIPE, R. HEADLIGHT COVER ...	J12	125	8	TUBE, AIR INJECTION CONTROL				WASHER, PLAIN, 5MM	G2	67	8
STRIPE, R. SIDE COVER	J12	125	11		VALVE	H16	97		I3	100	25
SUB HARNESS, FR.	I14	111	6	TUBE, BREATHER	H15	96	12	WASHER, PLAIN, 6MM	G8	73	14
SUB HARNESS, INJECTOR	I14	111	7	TUBE, CANISTER	H11	92	8		H10	91	29
SUB HARNESS, OIL PRESSURE	E16	56	3	TUBE, DRAIN	H9	90	15		I12	109	23
SUB SPRING, SIDE STAND	I5	102	4	TUBE, FUEL TANK BREATHER	H10	91	20				24
SUSPENSION, POWER RELAY	I14	111	17	TUBE, FUEL TANK BREATHER					I15	112	28
SUSPENSION, SOLENOID VALVE ...	H16	97	7		MIDDLE	H10	91	WASHER, PLAIN, 8MM	I4	101	27
SUSPENSION, WINKER RELAY	I14	111	15	TUBE, FUEL, 4.5X320	H11	92	14		I12	109	24
SWINGARM SUB ASSY., RR.	I6	103	13	TUBE, L. AIR INJECTION CONTROL				WASHER, RADIATOR MOUNTING	J5	118	2
SWITCH ASSY., COMBINATION &					VALVE	H16	97	WASHER, SEALING, 34.5MM	E15	55	17
LOCK	G9	74	5	TUBE, RESERVE TANK	J3	116	11		F9	65	1
SWITCH ASSY., ENGINE STOP	G3	68	7	TUBE, RESERVE TANK OVERFLOW ...	J3	116	18	WASHER, SEALING, 6MM	E7	47	13
SWITCH ASSY., FR. STOP	G5	70	1	TUBE, R. AIR INJECTION CONTROL					F8	64	1
	G6	71	2		VALVE	H16	97	WASHER, SEALING, 6.5MM	E2	42	14
SWITCH ASSY., NEUTRAL	E16	56	6	TUBE, WATER BREATHER	J3	116	22		E13	53	12
SWITCH ASSY., OIL PRESSURE ...	E16	56	5						F8	64	1
SWITCH ASSY., RR. STOP	I2	99	6	[V]					F9	65	1
SWITCH ASSY., SIDE STAND	I5	102	1	VALVE ASSY., EX. AIR INJECTION	H16	97	8	WASHER, SPECIAL, 8MM	G13	78	20
SWITCH ASSY., STARTER MAGNETIC	I13	110	7	VALVE ASSY., RELIEF	E15	55	9	WASHER, SPLINE, 25X31X1.5	F2	58	22
SWITCH ASSY., WINKER	G3	68	8	VALVE COMP., REED	E1	41	4	WASHER, SPLINE, 25X42X1.6	F2	58	24
SWITCH SET, CLUTCH	G3	68	10	VALVE, EX.	E4	44	5	WASHER, SPLINE, 30MM	F3	59	28
				VALVE, IN.	E4	44	4	WASHER, SPLINE, 30X36X1.5	F2	58	23
[T]				VALVE, PURGE CONTROL SOLENOID ..	H11	92	10	WASHER, SPRING, 22MM	E9	49	16
TAILLIGHT UNIT	I11	108	2	VALVE, RIM	G16	81	1	WASHER, STEERING STEM	G10	75	24
TANK ASSY., FUEL	H9	90	7			81	1	WASHER, THRUST, 20MM	F3	59	31
TANK, RADIATOR RESERVE	J3	116	9			H7	88	WASHER, THRUST, 22X39X2	E9	49	17
TAPE B, TANK GUARD	J1	114	2	VISOR ASSY., METER	J5	118	10	WASHER, THRUST, 22.1X42X3	E10	50	7
TAPE, COVER	H11	92	12			H8	89	WASHER, THRUST, 24MM	F2	58	21
TENSIONER ASSY., CAM CHAIN ...	E7	47	3	[W]				WASHER, THRUST, 25MM	F3	59	26
THERMOSTAT	F5	61	3	WASHER	E14	54	11	WASHER, WAVE	E10	50	6
THREAD B, STEERING HEAD TOP ..	G11	76	6	WASHER, 10X28X1	E10	50	5	WEIGHT B, STEERING HANDLE	G9	74	10
THREAD COMP., STEERING HEAD				WASHER, 10.2MM	F3	59	27	WEIGHT, BALANCE	G16	81	8
TOP	G11	76	4	WASHER, 10.5X27	E12	52	5		H1	82	8
THROTTLE BODY ASSY.	F6	62	3	WASHER, 10.5X31.8	E8	48	13	WEIGHT, L. STEP	I3	100	20
	F7	63	31	WASHER, 14MM	F4	60	17	WEIGHT, R. STEP	I3	100	8
TIRE, FR.	G16	81	7	WASHER, 14.5X28	I5	102	3	WEIGHT, STEERING HANDLE	G9	74	11
TIRE, RR.	H7	88	11	WASHER, 15.2X25	I2	99	13	WHEEL SUB ASSY., FR.	G16	81	6
T-JOINT	F7	63	28	WASHER, 18X32X2	I6	103	19	WHEEL SUB ASSY., RR.	H7	88	10
T-JOINT, FUEL	F6	62	16	WASHER, 20X31.5X2	H8	89	19	WINKER ASSY., L. FR.	I10	107	6
TRAY COMP., ABS MODULATOR	G8	73	10	WASHER, 60X25X2	E9	49	18	WINKER ASSY., L. RR.	I10	107	10
TRAY, ABS MODULATOR	G8	73	10	WASHER, 8MM	H14	95	10	WINKER ASSY., R. FR.	I10	107	1
TRIM, FUEL TANK	H9	90	8	WASHER, CHAIN SLIDER	I6	103	12	WINKER ASSY., R. RR.	I10	107	8
				WASHER, DRAIN PLUG, 12MM	E15	55	21	WIRE, HELMET SET	J9	122	2
	J1	114	1		F9	65	1	WRENCH, EYE, 22MM	J9	122	14
TUBE	F6	62	10	WASHER, DRUM STOPPER	F4	60	16	WRENCH, EYE, 27MM	J9	122	15
				WASHER, HEADLIGHT BRACKET				WRENCH, HEX., 5MM	J9	122	12
	F7	63	29		MOUNTING	G1	66	WRENCH, PLUG	J9	122	11
						G11	66				
	H11	92	2	WASHER, LOCK	G11	76	7				
				WASHER, LOCK, 25MM	F3	59	25				

1

FOREWORD INDEX

2

ENGINE GROUP

3

FRAME GROUP

4

PART NUMBER INDEX

5

PART NAME INDEX

HONDA
The Power of Dreams



PARTS CATALOGUE NEWS

Honda Motor Co., Ltd.
Service Division Service Technology

PARTS CATALOGUE - CORRECTED

Printed in Japan

CODE NO.	13MJEE22
PARTS CATALOGUE NEWS	CB650F / CB650FA CB650FE/G CB650FAE/G
NEWS NO.	001

(TH-KD)MJE

Block No.	Ref. No.	Note	Part No.	Description	Reqd. QTY		Serial No.	Parts catalogue code
					CB650F E G	CB650FA E G		
F-6	1	E	30430-MJE-H40	*PART NO. DELETION				
		A	30430-MJE-H41	RECEIVER UNIT.....	-	-	1	2F0, F0

NOTE A:PART NO. CHANGE D:NEWLY PROVIDED E:PART NO. DELETION K:REQUIRED NO. CORRECTION L:APPLICATION SERIAL NO. CORRECTION
M:PART DESCRIPTION CORRECTION T:APPLICATION CORRECTION Z:REMARKS CHANGE

January 24, 2016



PARTS CATALOGUE NEWS

Honda Motor Co., Ltd.
Service Division Service Technology

PARTS CATALOGUE - CORRECTED

Printed in Japan

CODE NO.	13MJEE22
PARTS CATALOGUE NEWS	CB650F / CB650FA CB650FE/G CB650FAE/G
NEWS NO.	002

(TH-KD)MJE

Block No.	Ref. No.	Note	Part No.	Description	Reqd. QTY				Serial No.	Parts catalogue code
					CB650F E	CB650F G	CB650FA E	CB650FA G		
E-5	21	T	64610-MJE-D00	STAY, R. UNDER COWL.....	1	1	1	1		
E-8	5	T	64620-MJE-D00	STAY, L. UNDER COWL.....	1	1	1	1		

NOTE A:PART NO. CHANGE D:NEWLY PROVIDED E:PART NO. DELETION K:REQUIRED NO. CORRECTION L:APPLICATION SERIAL NO. CORRECTION
M:PART DESCRIPTION CORRECTION T:APPLICATION CORRECTION Z:REMARKS CHANGE



PARTS CATALOGUE NEWS

Honda Motor Co., Ltd.
Service Division Service Technology

Printed in Japan

CODE NO.	13MJEE22
PARTS CATALOGUE NEWS	CB650F / CB650FA CB650FE/G CB650FAE/G
NEWS NO.	003

(TH-KD)MJE

NEW MODEL CB650FG-3MA,6ED AND CB650FAG-3FO,3RU,5U,6ED TYPES

COMPONENT PARTS-MARKETED

This Parts News lists CB650FG-3MA,6ED and CB650FAG-3FO,3RU,5U,6ED types parts exclusively and is based on CB650FE-2ED, CB650FG-2MA, CB650FAE-2ED, 2RU and CB650FAG-2FO, 4U types listed on the CB650FE/G and CB650FAE/G Parts Catalogue.

All other parts not listed herein are the same as CB650FE-2ED, CB650FG-2MA, CB650FAE-2ED, 2RU and CB650FAG-2FO, 4U types parts.

PARTS CATALOGUE NEWS

BOOKNo. : 13MJEE22

Base model	Model	Area code	Type	Applicable engine serial No.	Applicable frame serial No.	Applicable throttle body identification No.
CB650FG-2MA	CB650FG	3MA	Malaysia	RC74E-2200001~	MLHRC759*G5100001~	GQ8GA A
CB650FE-2ED		6ED	European direct sales	RC74E-2200001~	MLHRC75A*G5100001~	
CB650FAG-2FO	CB650FAG	3FO	Taiwan	RC74E-2200001~	MLHRC759*G5100001~	GQ8GB A
CB650FAE-2RU		3RU	Russia	RC74E-2200001~	MLHRC759*G5100001~	GQ8GA A
CB650FAG-4U		5U (*1)	Australia	RC74E-2200001~	MLHRC75U*G5100001~	
CB650FAE-2ED		6ED	European direct sales	RC74E-2200001~	MLHRC75B*G5100001~	

(*1)35kW type

NOTE A:PART NO. CHANGE D:NEWLY PROVIDED E:PART NO. DELETION K:REQUIRED NO. CORRECTION L:APPLICATION SERIAL NO. CORRECTION
M:PART DESCRIPTION CORRECTION T:APPLICATION CORRECTION Z:REMARKS CHANGE

PARTS CATALOGUE NEWS

BOOKNo. :13MJEE22

CB650F (CB650FG).....3MA

No.	MODEL		CB650FG					
	COLOR		Mat gunpowder black metallic NH-436M	Mat gunpowder black metallic NH-436M	Applicable model		Applicable block No.	Ref.No.
	CODE		NH436K	NH436X	Initial applicable model	Final applicable model		
	FRAME BODY COLOR		RED	WHITE				
	Name of colored parts	Basic part No.						
1	BODY SET, FRAME	50010-MJE-316	ZB	ZC			F-31	4
2	COVER ASSY., L. SIDE	83600-MJE-G00	ZA	ZB			F-17	6
3	COVER ASSY., R. SIDE	83500-MJE-G00	ZA	ZB			F-17	4
4	COVER SET, R. HEADLIGHT	64240-MJE-G40	ZA	ZB			F-33	11
5	COVER, L. HEADLIGHT	64251-MJE-D40	ZF	ZF			F-33	12
6	COWL ASSY., RR. CENTER	77250-MJE-D00	ZA	ZA			F-16	14
7	FENDER, FR.	61101-MJE-D00	ZF	ZF			F-8	2
8	HOLDER ASSY., HANDLE UPPER	53130-MGS-D30	ZB	ZB			F-6	14
9	MARK, HONDA	86102-MJE-D00	ZA	ZA			F-37-1	5
10	MARK, L. SIDE COVER	86834-MJE-G00	ZA	ZB			F-37-1	19
11	MARK, L. WING	86202-MJE-G00	ZA	ZB			F-37-1	9
12	MARK, R. SIDE COVER	86833-MJE-G00	ZA	ZB			F-37-1	18
13	MARK, R. WING	86201-MJE-G00	ZA	ZB			F-37-1	8
14	SEAT ASSY., DOUBLE	77200-MJE-D01	ZA	ZA			F-16	3
15	SHROUD SET A, L.	64410-MJE-G40	ZA	ZB			F-34	6
16	SHROUD SET A, R.	64310-MJE-G40	ZA	ZB			F-34	3
17	STRIPE A, L. SHROUD A	86644-MJE-G40	ZA	ZB			F-37-1	13
18	STRIPE A, R. SHROUD A	86643-MJE-G40	ZA	ZB			F-37-1	12
19	STRIPE B, L. SHROUD A	86646-MJE-G40	ZA	ZB			F-37-1	15
20	STRIPE B, R. SHROUD A	86645-MJE-G40	ZA	ZB			F-37-1	14
21	STRIPE SET, L. FR. WHEEL	44880-MJE-G00	ZA	ZB			F-37-1	4
22	STRIPE SET, L. RR. WHEEL	42880-MJE-G00	ZA	ZB			F-37-1	2
23	STRIPE SET, R. FR. WHEEL	44870-MJE-G00	ZA	ZB			F-37-1	3
24	STRIPE SET, R. RR. WHEEL	42870-MJE-G00	ZA	ZB			F-37-1	1
25	STRIPE, L. FUEL TANK	86172-MJE-G00	ZA	ZB			F-37-1	7

NOTE A:PART NO. CHANGE D:NEWLY PROVIDED E:PART NO. DELETION K:REQUIRED NO. CORRECTION L:APPLICATION SERIAL NO. CORRECTION
M:PART DESCRIPTION CORRECTION T:APPLICATION CORRECTION Z:REMARKS CHANGE

PARTS CATALOGUE NEWS

BOOKNo. : 13MJEE22

CB650F (CB650FG).....3MA

No.	MODEL		CB650FG					
	COLOR		Mat gunpowder black metallic	Mat gunpowder black metallic	Applicable model		Applicable block No.	Ref.No.
	CODE		NH-436M	NH-436M	Initial applicable model	Final applicable model		
	FRAME BODY COLOR		NH436K	NH436X				
	Name of colored parts	Basic part No.	RED	WHITE				
26	STRIPE, L. SIDE COVER	86832-MJE-G00	ZA	ZB			F-37-1	17
27	STRIPE, R. FUEL TANK	86171-MJE-G00	ZA	ZB			F-37-1	6
28	STRIPE, R. HEADLIGHT COVER	86641-MJE-G40	ZA	ZB			F-37-1	11
29	STRIPE, R. SIDE COVER	86831-MJE-G00	ZA	ZB			F-37-1	16
30	TANK ASSY., FUEL	17500-MJE-G40	ZA	ZB			F-15	7
31	WHEEL SUB ASSY., FR.	44650-MJE-D01	ZA	ZA			F-11	6
32	WHEEL SUB ASSY., RR.	42650-MJE-D01	ZA	ZD			F-14	10

NOTE A:PART NO. CHANGE D:NEWLY PROVIDED E:PART NO. DELETION K:REQUIRED NO. CORRECTION L:APPLICATION SERIAL NO. CORRECTION
M:PART DESCRIPTION CORRECTION T:APPLICATION CORRECTION Z:REMARKS CHANGE

PARTS CATALOGUE NEWS

BOOKNo. : 13MJEE22

CB650F (CB650FG).....6ED

No.	MODEL		CB650FG					
	COLOR		Mat gunpowder black metallic NH-436M	Mat gunpowder black metallic NH-436M	Applicable model		Applicable block No.	Ref.No.
	CODE		NH436K	NH436X	Initial applicable model	Final applicable model		
	FRAME BODY COLOR		RED	WHITE				
	Name of colored parts	Basic part No.						
1	BODY SET, FRAME	50010-MJE-316	ZB	ZC			F-31	4
2	COVER ASSY., L. SIDE	83600-MJE-G00	ZA	ZB			F-17	6
3	COVER ASSY., R. SIDE	83500-MJE-G00	ZA	ZB			F-17	4
4	COVER SET, R. HEADLIGHT	64240-MJE-G40	ZA	ZB			F-33	11
5	COVER, L. HEADLIGHT	64251-MJE-D40	ZF	ZF			F-33	12
6	COWL ASSY., RR. CENTER	77250-MJE-D00	ZA	ZA			F-16	14
7	FENDER, FR.	61101-MJE-D00	ZF	ZF			F-8	2
8	HOLDER ASSY., HANDLE UPPER	53130-MGS-D30	ZB	ZB			F-6	14
9	MARK, HONDA	86102-MJE-D00	ZA	ZA			F-37-1	5
10	MARK, L. SIDE COVER	86834-MJE-G00	ZA	ZB			F-37-1	19
11	MARK, L. WING	86202-MJE-G00	ZA	ZB			F-37-1	9
12	MARK, R. SIDE COVER	86833-MJE-G00	ZA	ZB			F-37-1	18
13	MARK, R. WING	86201-MJE-G00	ZA	ZB			F-37-1	8
14	SEAT ASSY., DOUBLE	77200-MJE-D01	ZA	ZA			F-16	3
15	SHROUD SET A, L.	64410-MJE-G40	ZA	ZB			F-34	6
16	SHROUD SET A, R.	64310-MJE-G40	ZA	ZB			F-34	3
17	STRIPE A, L. SHROUD A	86644-MJE-G40	ZA	ZB			F-37-1	13
18	STRIPE A, R. SHROUD A	86643-MJE-G40	ZA	ZB			F-37-1	12
19	STRIPE B, L. SHROUD A	86646-MJE-G40	ZA	ZB			F-37-1	15
20	STRIPE B, R. SHROUD A	86645-MJE-G40	ZA	ZB			F-37-1	14
21	STRIPE SET, L. FR. WHEEL	44880-MJE-G00	ZA	ZB			F-37-1	4
22	STRIPE SET, L. RR. WHEEL	42880-MJE-G00	ZA	ZB			F-37-1	2
23	STRIPE SET, R. FR. WHEEL	44870-MJE-G00	ZA	ZB			F-37-1	3
24	STRIPE SET, R. RR. WHEEL	42870-MJE-G00	ZA	ZB			F-37-1	1
25	STRIPE, L. FUEL TANK	86172-MJE-G00	ZA	ZB			F-37-1	7

NOTE A:PART NO. CHANGE D:NEWLY PROVIDED E:PART NO. DELETION K:REQUIRED NO. CORRECTION L:APPLICATION SERIAL NO. CORRECTION
M:PART DESCRIPTION CORRECTION T:APPLICATION CORRECTION Z:REMARKS CHANGE

PARTS CATALOGUE NEWS

BOOKNo. : 13MJEE22

CB650F (CB650FG).....6ED

No.	MODEL		CB650FG					
	COLOR		Mat gunpowder black metallic	Mat gunpowder black metallic	Applicable model		Applicable block No.	Ref.No.
	CODE		NH-436M	NH-436M	Initial applicable model	Final applicable model		
	FRAME BODY COLOR		NH436K	NH436X				
	Name of colored parts	Basic part No.	RED	WHITE				
26	STRIPE, L. SIDE COVER	86832-MJE-G00	ZA	ZB			F-37-1	17
27	STRIPE, R. FUEL TANK	86171-MJE-G00	ZA	ZB			F-37-1	6
28	STRIPE, R. HEADLIGHT COVER	86641-MJE-G40	ZA	ZB			F-37-1	11
29	STRIPE, R. SIDE COVER	86831-MJE-G00	ZA	ZB			F-37-1	16
30	TANK ASSY., FUEL	17500-MJE-G40	ZA	ZB			F-15	7
31	WHEEL SUB ASSY., FR.	44650-MJE-D01	ZA	ZA			F-11	6
32	WHEEL SUB ASSY., RR.	42650-MJE-D01	ZA	ZD			F-14	10

NOTE A:PART NO. CHANGE D:NEWLY PROVIDED E:PART NO. DELETION K:REQUIRED NO. CORRECTION L:APPLICATION SERIAL NO. CORRECTION
M:PART DESCRIPTION CORRECTION T:APPLICATION CORRECTION Z:REMARKS CHANGE

PARTS CATALOGUE NEWS

BOOKNo. : 13MJEE22

CB650FA (CB650FAG).....3FO

No.	MODEL		CB650FAG				
	COLOR		Mat gunpowder black metallic NH-436M	Applicable model		Applicable block No.	Ref.No.
	CODE			Initial applicable model	Final applicable model		
	Name of colored parts	Basic part No.	NH436X				
1	BODY SET, FRAME	50010-MJE-316	ZC			F-31	4
2	COVER ASSY., L. SIDE	83600-MJE-G00	ZB			F-17	6
3	COVER ASSY., R. SIDE	83500-MJE-G00	ZB			F-17	4
4	COVER SET, R. HEADLIGHT	64240-MJE-G40	ZB			F-33	11
5	COVER, L. HEADLIGHT	64251-MJE-D40	ZF			F-33	12
6	COWL ASSY., RR. CENTER	77250-MJE-D00	ZA			F-16	14
7	FENDER SET, FR.	61110-MJE-D10	ZB			F-8	2
8	HOLDER ASSY., HANDLE UPPER	53130-MGS-D30	ZB			F-6	14
9	MARK, ABS	86611-MGZ-D10	ZA			F-37-1	10
10	MARK, HONDA	86102-MJE-D00	ZA			F-37-1	5
11	MARK, L. SIDE COVER	86834-MJE-G00	ZB			F-37-1	19
12	MARK, L. WING	86202-MJE-G00	ZB			F-37-1	9
13	MARK, R. SIDE COVER	86833-MJE-G00	ZB			F-37-1	18
14	MARK, R. WING	86201-MJE-G00	ZB			F-37-1	8
15	SEAT ASSY., DOUBLE	77200-MJE-D01	ZA			F-16	3
16	SHROUD SET A, L.	64410-MJE-G40	ZB			F-34	6
17	SHROUD SET A, R.	64310-MJE-G40	ZB			F-34	3
18	STRIPE A, L. SHROUD A	86644-MJE-G40	ZB			F-37-1	13
19	STRIPE A, R. SHROUD A	86643-MJE-G40	ZB			F-37-1	12
20	STRIPE B, L. SHROUD A	86646-MJE-G40	ZB			F-37-1	15
21	STRIPE B, R. SHROUD A	86645-MJE-G40	ZB			F-37-1	14
22	STRIPE SET, L. FR. WHEEL	44880-MJE-G00	ZB			F-37-1	4
23	STRIPE SET, L. RR. WHEEL	42880-MJE-G00	ZB			F-37-1	2
24	STRIPE SET, R. FR. WHEEL	44870-MJE-G00	ZB			F-37-1	3
25	STRIPE SET, R. RR. WHEEL	42870-MJE-G00	ZB			F-37-1	1

NOTE A:PART NO. CHANGE D:NEWLY PROVIDED E:PART NO. DELETION K:REQUIRED NO. CORRECTION L:APPLICATION SERIAL NO. CORRECTION
M:PART DESCRIPTION CORRECTION T:APPLICATION CORRECTION Z:REMARKS CHANGE

PARTS CATALOGUE NEWS

BOOKNo. :13MJEE22

CB650FA (CB650FAG).....3FO

No.	MODEL		CB650FAG				
	COLOR		Mat gunpowder black metallic NH-436M	Applicable model		Applicable block No.	Ref.No.
	CODE			NH436X	Initial applicable model		
	Name of colored parts	Basic part No.					
26	STRIPE, L. FUEL TANK	86172-MJE-G00	ZB			F-37-1	7
27	STRIPE, L. SIDE COVER	86832-MJE-G00	ZB			F-37-1	17
28	STRIPE, R. FUEL TANK	86171-MJE-G00	ZB			F-37-1	6
29	STRIPE, R. HEADLIGHT COVER	86641-MJE-G40	ZB			F-37-1	11
30	STRIPE, R. SIDE COVER	86831-MJE-G00	ZB			F-37-1	16
31	TANK ASSY., FUEL	17500-MJE-G40	ZB			F-15	7
32	WHEEL SUB ASSY., FR.	44650-MJE-D01	ZA			F-11	6
33	WHEEL SUB ASSY., RR.	42650-MJE-D11	ZD			F-14	10

NOTE A:PART NO. CHANGE D:NEWLY PROVIDED E:PART NO. DELETION K:REQUIRED NO. CORRECTION L:APPLICATION SERIAL NO. CORRECTION
M:PART DESCRIPTION CORRECTION T:APPLICATION CORRECTION Z:REMARKS CHANGE

PARTS CATALOGUE NEWS

BOOKNo. :13MJEE22

CB650FA (CB650FAG).....3RU

No.	MODEL		CB650FAG					
	COLOR		Mat gunpowder black metallic NH-436M	Mat gunpowder black metallic NH-436M	Applicable model		Applicable block No.	Ref.No.
	CODE		NH436K	NH436X	Initial applicable model	Final applicable model		
	FRAME BODY COLOR		RED	WHITE				
	Name of colored parts	Basic part No.						
1	BODY SET, FRAME	50010-MJE-316	ZB	ZC			F-31	4
2	COVER ASSY., L. SIDE	83600-MJE-G00	ZA	ZB			F-17	6
3	COVER ASSY., R. SIDE	83500-MJE-G00	ZA	ZB			F-17	4
4	COVER SET, R. HEADLIGHT	64240-MJE-G40	ZA	ZB			F-33	11
5	COVER, L. HEADLIGHT	64251-MJE-D40	ZF	ZF			F-33	12
6	COWL ASSY., RR. CENTER	77250-MJE-D00	ZA	ZA			F-16	14
7	FENDER SET, FR.	61110-MJE-D10	ZB	ZB			F-8	2
8	HOLDER ASSY., HANDLE UPPER	53130-MGS-D30	ZB	ZB			F-6	14
9	MARK, ABS	86611-MGZ-D10	ZA	ZA			F-37-1	10
10	MARK, HONDA	86102-MJE-D00	ZA	ZA			F-37-1	5
11	MARK, L. SIDE COVER	86834-MJE-G00	ZA	ZB			F-37-1	19
12	MARK, L. WING	86202-MJE-G00	ZA	ZB			F-37-1	9
13	MARK, R. SIDE COVER	86833-MJE-G00	ZA	ZB			F-37-1	18
14	MARK, R. WING	86201-MJE-G00	ZA	ZB			F-37-1	8
15	SEAT ASSY., DOUBLE	77200-MJE-D01	ZA	ZA			F-16	3
16	SHROUD SET A, L.	64410-MJE-G40	ZA	ZB			F-34	6
17	SHROUD SET A, R.	64310-MJE-G40	ZA	ZB			F-34	3
18	STRIPE A, L. SHROUD A	86644-MJE-G40	ZA	ZB			F-37-1	13
19	STRIPE A, R. SHROUD A	86643-MJE-G40	ZA	ZB			F-37-1	12
20	STRIPE B, L. SHROUD A	86646-MJE-G40	ZA	ZB			F-37-1	15
21	STRIPE B, R. SHROUD A	86645-MJE-G40	ZA	ZB			F-37-1	14
22	STRIPE SET, L. FR. WHEEL	44880-MJE-G00	ZA	ZB			F-37-1	4
23	STRIPE SET, L. RR. WHEEL	42880-MJE-G00	ZA	ZB			F-37-1	2
24	STRIPE SET, R. FR. WHEEL	44870-MJE-G00	ZA	ZB			F-37-1	3
25	STRIPE SET, R. RR. WHEEL	42870-MJE-G00	ZA	ZB			F-37-1	1

NOTE A:PART NO. CHANGE D:NEWLY PROVIDED E:PART NO. DELETION K:REQUIRED NO. CORRECTION L:APPLICATION SERIAL NO. CORRECTION
M:PART DESCRIPTION CORRECTION T:APPLICATION CORRECTION Z:REMARKS CHANGE

PARTS CATALOGUE NEWS

BOOKNo. : 13MJEE22

CB650FA (CB650FAG).....3RU

No.	MODEL		CB650FAG					
	COLOR		Mat gunpowder black metallic NH-436M	Mat gunpowder black metallic NH-436M	Applicable model		Applicable block No.	Ref.No.
	CODE		NH436K	NH436X	Initial applicable model	Final applicable model		
	FRAME BODY COLOR		RED	WHITE				
	Name of colored parts	Basic part No.						
26	STRIPE, L. FUEL TANK	86172-MJE-G00	ZA	ZB			F-37-1	7
27	STRIPE, L. SIDE COVER	86832-MJE-G00	ZA	ZB			F-37-1	17
28	STRIPE, R. FUEL TANK	86171-MJE-G00	ZA	ZB			F-37-1	6
29	STRIPE, R. HEADLIGHT COVER	86641-MJE-G40	ZA	ZB			F-37-1	11
30	STRIPE, R. SIDE COVER	86831-MJE-G00	ZA	ZB			F-37-1	16
31	TANK ASSY., FUEL	17500-MJE-G40	ZA	ZB			F-15	7
32	WHEEL SUB ASSY., FR.	44650-MJE-D01	ZA	ZA			F-11	6
33	WHEEL SUB ASSY., RR.	42650-MJE-D11	ZA	ZD			F-14	10

NOTE A:PART NO. CHANGE D:NEWLY PROVIDED E:PART NO. DELETION K:REQUIRED NO. CORRECTION L:APPLICATION SERIAL NO. CORRECTION
M:PART DESCRIPTION CORRECTION T:APPLICATION CORRECTION Z:REMARKS CHANGE

PARTS CATALOGUE NEWS

BOOKNo. : 13MJEE22

CB650FA (CB650FAG).....5U

No.	MODEL		CB650FAG				
	COLOR		Mat gunpowder black metallic NH-436M	Applicable model		Applicable block No.	Ref.No.
	CODE			Initial applicable model	Final applicable model		
	Name of colored parts	Basic part No.	NH436X				
1	BODY SET, FRAME	50010-MJE-316	ZC			F-31	4
2	COVER ASSY., L. SIDE	83600-MJE-G00	ZB			F-17	6
3	COVER ASSY., R. SIDE	83500-MJE-G00	ZB			F-17	4
4	COVER SET, R. HEADLIGHT	64240-MJE-G40	ZB			F-33	11
5	COVER, L. HEADLIGHT	64251-MJE-D40	ZF			F-33	12
6	COWL ASSY., RR. CENTER	77250-MJE-D00	ZA			F-16	14
7	FENDER SET, FR.	61110-MJE-D10	ZB			F-8	2
8	HOLDER ASSY., HANDLE UPPER	53130-MGS-D30	ZB			F-6	14
9	MARK, ABS	86611-MGZ-D10	ZA			F-37-1	10
10	MARK, HONDA	86102-MJE-D00	ZA			F-37-1	5
11	MARK, L. SIDE COVER	86834-MJE-G00	ZB			F-37-1	19
12	MARK, L. WING	86202-MJE-G00	ZB			F-37-1	9
13	MARK, R. SIDE COVER	86833-MJE-G00	ZB			F-37-1	18
14	MARK, R. WING	86201-MJE-G00	ZB			F-37-1	8
15	SEAT ASSY., DOUBLE	77200-MJE-D01	ZA			F-16	3
16	SHROUD SET A, L.	64410-MJE-G40	ZB			F-34	6
17	SHROUD SET A, R.	64310-MJE-G40	ZB			F-34	3
18	STRIPE A, L. SHROUD A	86644-MJE-G40	ZB			F-37-1	13
19	STRIPE A, R. SHROUD A	86643-MJE-G40	ZB			F-37-1	12
20	STRIPE B, L. SHROUD A	86646-MJE-G40	ZB			F-37-1	15
21	STRIPE B, R. SHROUD A	86645-MJE-G40	ZB			F-37-1	14
22	STRIPE SET, L. FR. WHEEL	44880-MJE-G00	ZB			F-37-1	4
23	STRIPE SET, L. RR. WHEEL	42880-MJE-G00	ZB			F-37-1	2
24	STRIPE SET, R. FR. WHEEL	44870-MJE-G00	ZB			F-37-1	3
25	STRIPE SET, R. RR. WHEEL	42870-MJE-G00	ZB			F-37-1	1

NOTE A:PART NO. CHANGE D:NEWLY PROVIDED E:PART NO. DELETION K:REQUIRED NO. CORRECTION L:APPLICATION SERIAL NO. CORRECTION
M:PART DESCRIPTION CORRECTION T:APPLICATION CORRECTION Z:REMARKS CHANGE

PARTS CATALOGUE NEWS

BOOKNo. :13MJEE22

CB650FA (CB650FAG).....5U

No.	MODEL		CB650FAG				
	COLOR		Mat gunpowder black metallic NH-436M	Applicable model		Applicable block No.	Ref.No.
	CODE			NH436X	Initial applicable model		
	Name of colored parts	Basic part No.					
26	STRIPE, L. FUEL TANK	86172-MJE-G00	ZB			F-37-1	7
27	STRIPE, L. SIDE COVER	86832-MJE-G00	ZB			F-37-1	17
28	STRIPE, R. FUEL TANK	86171-MJE-G00	ZB			F-37-1	6
29	STRIPE, R. HEADLIGHT COVER	86641-MJE-G40	ZB			F-37-1	11
30	STRIPE, R. SIDE COVER	86831-MJE-G00	ZB			F-37-1	16
31	TANK ASSY., FUEL	17500-MJE-G40	ZB			F-15	7
32	WHEEL SUB ASSY., FR.	44650-MJE-D01	ZA			F-11	6
33	WHEEL SUB ASSY., RR.	42650-MJE-D11	ZD			F-14	10

NOTE A:PART NO. CHANGE D:NEWLY PROVIDED E:PART NO. DELETION K:REQUIRED NO. CORRECTION L:APPLICATION SERIAL NO. CORRECTION
M:PART DESCRIPTION CORRECTION T:APPLICATION CORRECTION Z:REMARKS CHANGE

PARTS CATALOGUE NEWS

BOOKNo. :13MJEE22

CB650FA (CB650FAG).....6ED

No.	MODEL		CB650FAG					
	COLOR		Mat gunpowder black metallic NH-436M	Mat gunpowder black metallic NH-436M	Applicable model		Applicable block No.	Ref.No.
	CODE		NH436K	NH436X	Initial applicable model	Final applicable model		
	FRAME BODY COLOR		RED	WHITE				
	Name of colored parts	Basic part No.						
1	BODY SET, FRAME	50010-MJE-316	ZB	ZC			F-31	4
2	COVER ASSY., L. SIDE	83600-MJE-G00	ZA	ZB			F-17	6
3	COVER ASSY., R. SIDE	83500-MJE-G00	ZA	ZB			F-17	4
4	COVER SET, R. HEADLIGHT	64240-MJE-G40	ZA	ZB			F-33	11
5	COVER, L. HEADLIGHT	64251-MJE-D40	ZF	ZF			F-33	12
6	COWL ASSY., RR. CENTER	77250-MJE-D00	ZA	ZA			F-16	14
7	FENDER SET, FR.	61110-MJE-D10	ZB	ZB			F-8	2
8	HOLDER ASSY., HANDLE UPPER	53130-MGS-D30	ZB	ZB			F-6	14
9	MARK, ABS	86611-MGZ-D10	ZA	ZA			F-37-1	10
10	MARK, HONDA	86102-MJE-D00	ZA	ZA			F-37-1	5
11	MARK, L. SIDE COVER	86834-MJE-G00	ZA	ZB			F-37-1	19
12	MARK, L. WING	86202-MJE-G00	ZA	ZB			F-37-1	9
13	MARK, R. SIDE COVER	86833-MJE-G00	ZA	ZB			F-37-1	18
14	MARK, R. WING	86201-MJE-G00	ZA	ZB			F-37-1	8
15	SEAT ASSY., DOUBLE	77200-MJE-D01	ZA	ZA			F-16	3
16	SHROUD SET A, L.	64410-MJE-G40	ZA	ZB			F-34	6
17	SHROUD SET A, R.	64310-MJE-G40	ZA	ZB			F-34	3
18	STRIPE A, L. SHROUD A	86644-MJE-G40	ZA	ZB			F-37-1	13
19	STRIPE A, R. SHROUD A	86643-MJE-G40	ZA	ZB			F-37-1	12
20	STRIPE B, L. SHROUD A	86646-MJE-G40	ZA	ZB			F-37-1	15
21	STRIPE B, R. SHROUD A	86645-MJE-G40	ZA	ZB			F-37-1	14
22	STRIPE SET, L. FR. WHEEL	44880-MJE-G00	ZA	ZB			F-37-1	4
23	STRIPE SET, L. RR. WHEEL	42880-MJE-G00	ZA	ZB			F-37-1	2
24	STRIPE SET, R. FR. WHEEL	44870-MJE-G00	ZA	ZB			F-37-1	3
25	STRIPE SET, R. RR. WHEEL	42870-MJE-G00	ZA	ZB			F-37-1	1

NOTE A:PART NO. CHANGE D:NEWLY PROVIDED E:PART NO. DELETION K:REQUIRED NO. CORRECTION L:APPLICATION SERIAL NO. CORRECTION
M:PART DESCRIPTION CORRECTION T:APPLICATION CORRECTION Z:REMARKS CHANGE

PARTS CATALOGUE NEWS

BOOKNo. : 13MJEE22

CB650FA (CB650FAG).....6ED

No.	MODEL		CB650FAG					
	COLOR		Mat gunpowder black metallic NH-436M	Mat gunpowder black metallic NH-436M	Applicable model		Applicable block No.	Ref.No.
	CODE		NH436K	NH436X	Initial applicable model	Final applicable model		
	FRAME BODY COLOR		RED	WHITE				
	Name of colored parts	Basic part No.						
26	STRIPE, L. FUEL TANK	86172-MJE-G00	ZA	ZB			F-37-1	7
27	STRIPE, L. SIDE COVER	86832-MJE-G00	ZA	ZB			F-37-1	17
28	STRIPE, R. FUEL TANK	86171-MJE-G00	ZA	ZB			F-37-1	6
29	STRIPE, R. HEADLIGHT COVER	86641-MJE-G40	ZA	ZB			F-37-1	11
30	STRIPE, R. SIDE COVER	86831-MJE-G00	ZA	ZB			F-37-1	16
31	TANK ASSY., FUEL	17500-MJE-G40	ZA	ZB			F-15	7
32	WHEEL SUB ASSY., FR.	44650-MJE-D01	ZA	ZA			F-11	6
33	WHEEL SUB ASSY., RR.	42650-MJE-D11	ZA	ZD			F-14	10

NOTE A:PART NO. CHANGE D:NEWLY PROVIDED E:PART NO. DELETION K:REQUIRED NO. CORRECTION L:APPLICATION SERIAL NO. CORRECTION
M:PART DESCRIPTION CORRECTION T:APPLICATION CORRECTION Z:REMARKS CHANGE

PARTS CATALOGUE NEWS

BOOKNo. :13MJEE22

Block No.	Ref. No.	Part No.	Description	Reqd. QTY		Base Part No.	Parts catalogue code
				CB650F E G	CB650FA E G		
E-2	19	98059-59916	PLUG, SPARK (CR9EH-9) (NGK).....	-	-	4	98059-59926 3RU
		98059-59916	PLUG, SPARK (CR9EH-9) (NGK).....	-	4	-	4 98059-59926 6ED
E-3	6	14731-MFL-D21	LIFTER, VALVE.....	-	-	16	14731-MFL-D20 3RU
		14731-MFL-D21	LIFTER, VALVE.....	-	16	-	16 14731-MFL-D20 6ED
F-6	1	30430-MJE-M51	RECEIVER UNIT.....	-	1	-	30430-MJE-D41 3MA
		18	EMBLEM, PRODUCT (UEHARA).....	-	-	0	86150-KPG-902 3RU
			EMBLEM, PRODUCT (UEHARA).....	-	0	-	0 86150-KPG-902 6ED
F-8	2	61101-MJE-D00ZF	FENDER, FR. *NH436M*. MAT GUNPOWDER BLACK METALLIC	-	1	-	3MA, 6ED
		61110-MJE-D10ZB	FENDER SET, FR. (WL) *TYPE2*.....	-	-	1	3FO, 3RU, 5U, 6ED
			FENDER, FR. *R263*..... MILLENNIUM RED	-	0	-	61101-MJE-D00ZA 3MA, 6ED
			FENDER SET, FR. (WL) *TYPE5*.....	-	-	0	61110-MJE-D10ZH 3FO, 3RU, 5U, 6ED
F-10	2	06455-MJE-D02	PAD SET, FR.....	-	-	2	06455-MJE-D01 3RU
		06455-MJE-D02	PAD SET, FR.....	-	2	-	2 06455-MJE-D01 6ED
F-11	1		VALVE, RIM (DUNLOP).....	-	-	0	42753-ML7-004 3RU
			VALVE, RIM (DUNLOP).....	-	0	-	0 42753-ML7-004 6ED
			VALVE, RIM (SCHRADER).....	-	-	0	42753-MR4-901 3RU
			VALVE, RIM (SCHRADER).....	-	0	-	0 42753-MR4-901 6ED
	6	44650-MJE-D01ZA	WHEEL SUB ASSY., FR. *TYPE1*.....	-	-	1	3FO, 3RU, 5U
		44650-MJE-D01ZA	WHEEL SUB ASSY., FR. *TYPE1*.....	-	1	-	3MA
		44650-MJE-D01ZA	WHEEL SUB ASSY., FR. *TYPE1*.....	-	1	-	1 6ED

NOTE A:PART NO. CHANGE D:NEWLY PROVIDED E:PART NO.DELETION K:REQUIRED NO. CORRECTION L:APPLICATION SERIAL NO. CORRECTION
M:PART DESCRIPTION CORRECTION T:APPLICATION CORRECTION Z:REMARKS CHANGE

PARTS CATALOGUE NEWS

BOOKNo. :13MJEE22

Block No.	Ref. No.	Part No.	Description	Reqd. QTY				Base Part No.	Parts catalogue code
				CB650F E G	CB650FA E G				
			WHEEL SUB ASSY., FR. *TYPE2*.....	-	-	-	0	44650-MJE-D00ZC	3RU
			WHEEL SUB ASSY., FR. *TYPE2*.....	-	0	-	0	44650-MJE-D00ZC	6ED
			WHEEL SUB ASSY., FR. *TYPE2*.....	-	-	-	0	44650-MJE-D01ZC	3FO, 5U
			WHEEL SUB ASSY., FR. *TYPE2*.....	-	0	-	-	44650-MJE-D01ZC	3MA
	7	44711-MJE-D03	TIRE, FR. (DUNLOP) (120/70ZR17 M/C 58W)	-	-	-	1	44711-MJE-D01	3RU
		44711-MJE-D03	TIRE, FR. (DUNLOP) (120/70ZR17 M/C 58W)	-	1	-	1	44711-MJE-D01	6ED
			TIRE, FR. (METZELER) (120/70ZR17 M/C 58W)	-	-	-	0	44711-MJE-D02	3RU
			TIRE, FR. (METZELER) (120/70ZR17 M/C 58W)	-	0	-	0	44711-MJE-D02	6ED
F-14	7	42615-MJE-D00	FLANGE SUB ASSY., RR. DRIVEN..	-	-	-	1	42615-MJE-D60	3FO, 3RU, 5U
		42615-MJE-D00	FLANGE SUB ASSY., RR. DRIVEN..	-	1	-	-	42615-MJE-D60	3MA
		42615-MJE-D00	FLANGE SUB ASSY., RR. DRIVEN..	-	1	-	1	42615-MJE-D60	6ED
	10	42650-MJE-D01ZA	WHEEL SUB ASSY., RR. *TYPE1*.....	-	1	-	-		3MA, 6ED
		42650-MJE-D01ZD	WHEEL SUB ASSY., RR. *TYPE3*.....	-	1	-	-		3MA, 6ED
		42650-MJE-D11ZA	WHEEL SUB ASSY., RR. *TYPE1*.....	-	-	-	1		3RU, 6ED
		42650-MJE-D11ZD	WHEEL SUB ASSY., RR. *TYPE3*.....	-	-	-	1		3FO, 3RU, 5U, 6ED
			WHEEL SUB ASSY., RR. *TYPE2*.....	-	0	-	-	42650-MJE-D00ZC	6ED
			WHEEL SUB ASSY., RR. *TYPE2*.....	-	0	-	-	42650-MJE-D01ZC	3MA

NOTE A:PART NO. CHANGE D:NEWLY PROVIDED E:PART NO.DELETION K:REQUIRED NO. CORRECTION L:APPLICATION SERIAL NO. CORRECTION
M:PART DESCRIPTION CORRECTION T:APPLICATION CORRECTION Z:REMARKS CHANGE

PARTS CATALOGUE NEWS

BOOKNo. :13MJEE22

Block No.	Ref. No.	Part No.	Description	Reqd. QTY				Base Part No.	Parts catalogue code
				CB650F E G	CB650FA E G				
			WHEEL SUB ASSY., RR. *TYPE2*.....	-	-	-	0	42650-MJE-D10ZB	3RU, 6ED
			WHEEL SUB ASSY., RR. *TYPE2*.....	-	-	-	0	42650-MJE-D11ZB	3F0, 5U
	11	42711-MJE-D03	TIRE, RR. (DUNLOP) (180/55ZR17 M/C 73W)	-	-	-	1	42711-MJE-D01	3RU
		42711-MJE-D03	TIRE, RR. (DUNLOP) (180/55ZR17 M/C 73W)	-	1	-	1	42711-MJE-D01	6ED
			TIRE, RR. (METZELER) (180/55ZR17 M/C 73W)	-	-	-	0	42711-MJE-D02	3RU
			TIRE, RR. (METZELER) (180/55ZR17 M/C 73W)	-	0	-	0	42711-MJE-D02	6ED
	12		VALVE, RIM (DUNLOP).....	-	-	-	0	42753-ML7-004	3RU
			VALVE, RIM (DUNLOP).....	-	0	-	0	42753-ML7-004	6ED
			VALVE, RIM (SCHRADER).....	-	-	-	0	42753-MR4-901	3RU
			VALVE, RIM (SCHRADER).....	-	0	-	0	42753-MR4-901	6ED
	13	43251-MGZ-J02	DISK, RR. BRAKE (SUNSTAR).....	-	-	-	1	43251-MGZ-J01	3RU
		43251-MGZ-J02	DISK, RR. BRAKE (SUNSTAR).....	-	1	-	1	43251-MGZ-J01	6ED
F-15	7	17500-MJE-G40ZA	TANK ASSY., FUEL (WL) *TYPE2*.....	-	1	-	-		3MA
		17500-MJE-G40ZA	TANK ASSY., FUEL (WL) *TYPE2*.....	-	-	-	1		3RU
		17500-MJE-G40ZA	TANK ASSY., FUEL (WL) *TYPE2*.....	-	1	-	1		6ED
		17500-MJE-G40ZB	TANK ASSY., FUEL (WL) *TYPE1*.....	-	-	-	1	17500-MJE-D60ZA	3F0, 3RU, 5U
		17500-MJE-G40ZB	TANK ASSY., FUEL (WL) *TYPE1*.....	-	1	-	-	17500-MJE-D60ZA	3MA
		17500-MJE-G40ZB	TANK ASSY., FUEL (WL) *TYPE1*.....	-	1	-	1	17500-MJE-D60ZA	6ED

NOTE A:PART NO. CHANGE D:NEWLY PROVIDED E:PART NO.DELETION K:REQUIRED NO. CORRECTION L:APPLICATION SERIAL NO. CORRECTION
M:PART DESCRIPTION CORRECTION T:APPLICATION CORRECTION Z:REMARKS CHANGE

PARTS CATALOGUE NEWS

BOOKNo. :13MJEE22

Block No.	Ref. No.	Part No.	Description	Reqd. QTY				Base Part No.	Parts catalogue code
				CB650F E G	CB650FA E G				
F-17	4	83500-MJE-G00ZA	COVER ASSY., R. SIDE(WL) *TYPE2*.....	-	1	-	-	3MA	
		83500-MJE-G00ZA	COVER ASSY., R. SIDE(WL) *TYPE2*.....	-	-	-	1	3RU	
		83500-MJE-G00ZA	COVER ASSY., R. SIDE(WL) *TYPE2*.....	-	1	-	1	6ED	
		83500-MJE-G00ZB	COVER ASSY., R. SIDE(WL) *TYPE1*.....	-	-	-	1	83500-MJE-D60ZB 3F0, 3RU, 5U	
		83500-MJE-G00ZB	COVER ASSY., R. SIDE(WL) *TYPE1*.....	-	1	-	-	83500-MJE-D60ZB 3MA	
		83500-MJE-G00ZB	COVER ASSY., R. SIDE(WL) *TYPE1*.....	-	1	-	1	83500-MJE-D60ZB 6ED	
	6	83600-MJE-G00ZA	COVER ASSY., L. SIDE(WL) *TYPE2*.....	-	1	-	-	3MA	
			COVER ASSY., L. SIDE(WL) *TYPE2*.....	-	-	-	1	3RU	
			COVER ASSY., L. SIDE(WL) *TYPE2*.....	-	1	-	1	6ED	
			COVER ASSY., L. SIDE(WL) *TYPE1*.....	-	-	-	1	83600-MJE-D60ZB 3F0, 3RU, 5U	
			COVER ASSY., L. SIDE(WL) *TYPE1*.....	-	1	-	-	83600-MJE-D60ZB 3MA	
			COVER ASSY., L. SIDE(WL) *TYPE1*.....	-	1	-	1	83600-MJE-D60ZB 6ED	
F-20	6	35350-MJE-D02	SWITCH ASSY., RR. STOP.....	-	-	-	1	35350-MJE-D01 3RU	
		35350-MJE-D02	SWITCH ASSY., RR. STOP.....	-	1	-	1	35350-MJE-D01 6ED	
F-23	13	52200-MJE-G00	SWINGARM SUB ASSY., RR.....	-	-	-	1	52200-MJE-D00 3F0, 3RU, 5U	
		52200-MJE-G00	SWINGARM SUB ASSY., RR.....	-	1	-	-	52200-MJE-D00 3MA	
		52200-MJE-G00	SWINGARM SUB ASSY., RR.....	-	1	-	1	52200-MJE-D00 6ED	
F-24	1	52400-MJE-A21	CUSHION ASSY., RR. (SHOWA).....	-	1	-	-	52400-MJE-A01 3MA	

NOTE A:PART NO. CHANGE D:NEWLY PROVIDED E:PART NO.DELETION K:REQUIRED NO. CORRECTION L:APPLICATION SERIAL NO. CORRECTION
M:PART DESCRIPTION CORRECTION T:APPLICATION CORRECTION Z:REMARKS CHANGE

PARTS CATALOGUE NEWS

BOOKNo. :13MJEE22

Block No.	Ref. No.	Part No.	Description	Reqd. QTY				Base Part No.	Parts catalogue code
				CB650F E G	CB650FA E G				
		52400-MJE-G01	CUSHION ASSY., RR. (SHOWA).....	-	-	-	1	52400-MJE-D01	3F0, 3RU, 5U
		52400-MJE-G01	CUSHION ASSY., RR. (SHOWA).....	-	1	-	1	52400-MJE-D01	6ED
F-26	1	33400-MJE-D42	WINKER ASSY., R. FR. (12V 21W).	-	-	-	1	33400-MJE-D41	3RU
		33400-MJE-D42	WINKER ASSY., R. FR. (12V 21W).	-	1	-	1	33400-MJE-D41	6ED
	3	33404-MGS-D32	LENS COMP., R. WINKER.....	-	-	-	1	33404-MGS-D31	3RU
		33404-MGS-D32	LENS COMP., R. WINKER.....	-	1	-	1	33404-MGS-D31	6ED
	6	33450-MJE-D42	WINKER ASSY., L. FR. (12V 21W).	-	-	-	1	33450-MJE-D41	3RU
		33450-MJE-D42	WINKER ASSY., L. FR. (12V 21W).	-	1	-	1	33450-MJE-D41	6ED
	7	33454-MGS-D32	LENS COMP., L. WINKER.....	-	-	-	1	33454-MGS-D31	3RU
		33454-MGS-D32	LENS COMP., L. WINKER.....	-	1	-	1	33454-MGS-D31	6ED
	8	33600-MJE-D02	WINKER ASSY., R. RR. (12V 21W).	-	-	-	1	33600-MJE-D01	3RU
		33600-MJE-D02	WINKER ASSY., R. RR. (12V 21W).	-	1	-	1	33600-MJE-D01	6ED
	9	33604-MGS-D32	LENS COMP., R. WINKER.....	-	-	-	1	33604-MGS-D31	3RU
		33604-MGS-D32	LENS COMP., R. WINKER.....	-	1	-	1	33604-MGS-D31	6ED
	10	33650-MJE-D02	WINKER ASSY., L. RR. (12V 21W).	-	-	-	1	33650-MJE-D01	3RU
		33650-MJE-D02	WINKER ASSY., L. RR. (12V 21W).	-	1	-	1	33650-MJE-D01	6ED
	11	33654-MGS-D32	LENS COMP., L. WINKER.....	-	-	-	1	33654-MGS-D31	3RU
		33654-MGS-D32	LENS COMP., L. WINKER.....	-	1	-	1	33654-MGS-D31	6ED
F-28	1		BATTERY (YTZ10S) (GS YUASA).....	-	-	-	0	31500-ZS9-A61	3RU
			BATTERY (YTZ10S) (GS YUASA).....	-	0	-	0	31500-ZS9-A61	6ED
F-29	18	38770-MJE-H21	PGM-FI UNIT.....	-	-	-	1	38770-MJE-T52	3F0
F-31	4	50010-MJE-316ZB	BODY SET, FRAME *R340C*..... CANDY ROSY RED	-	1	-	-		3MA
		50010-MJE-316ZB	BODY SET, FRAME *R340C*..... CANDY ROSY RED	-	-	-	1		3RU

NOTE A:PART NO. CHANGE D:NEWLY PROVIDED E:PART NO.DELETION K:REQUIRED NO. CORRECTION L:APPLICATION SERIAL NO. CORRECTION
M:PART DESCRIPTION CORRECTION T:APPLICATION CORRECTION Z:REMARKS CHANGE

PARTS CATALOGUE NEWS

BOOKNo. :13MJEE22

Block No.	Ref. No.	Part No.	Description	Reqd. QTY				Base Part No.	Parts catalogue code
				CB650F E G	CB650FA E G				
		50010-MJE-316ZB	BODY SET, FRAME *R340C*.....CANDY ROSY RED	-	1	-	1	6ED	
		50010-MJE-316ZC	BODY SET, FRAME *NH196*.....ROSS WHITE	-	-	-	1	3FO, 3RU, 5U	
		50010-MJE-316ZC	BODY SET, FRAME *NH196*.....ROSS WHITE	-	1	-	-	3MA	
		50010-MJE-316ZC	BODY SET, FRAME *NH196*.....ROSS WHITE	-	1	-	1	6ED	
			BODY SET, FRAME *NH303M*. MAT AXIS GRAY METALLIC	-	-	-	0	50010-MJE-306ZA 3RU	
			BODY SET, FRAME *NH303M*. MAT AXIS GRAY METALLIC	-	0	-	0	50010-MJE-306ZA 6ED	
			BODY SET, FRAME *NH303M*. MAT AXIS GRAY METALLIC	-	-	-	0	50010-MJE-316ZA 3FO, 5U	
			BODY SET, FRAME *NH303M*. MAT AXIS GRAY METALLIC	-	0	-	-	50010-MJE-316ZA 3MA	
F-33	11	64240-MJE-G40ZA	COVER SET, R. HEADLIGHT(WL) *TYPE2*.....	-	1	-	-	3MA	
		64240-MJE-G40ZA	COVER SET, R. HEADLIGHT(WL) *TYPE2*.....	-	-	-	1	3RU	
		64240-MJE-G40ZA	COVER SET, R. HEADLIGHT(WL) *TYPE2*.....	-	1	-	1	6ED	
		64240-MJE-G40ZB	COVER SET, R. HEADLIGHT(WL) *TYPE1*.....	-	-	-	1	64240-MJE-D60ZA 3FO, 3RU, 5U	
		64240-MJE-G40ZB	COVER SET, R. HEADLIGHT(WL) *TYPE1*.....	-	1	-	-	64240-MJE-D60ZA 3MA	
		64240-MJE-G40ZB	COVER SET, R. HEADLIGHT(WL) *TYPE1*.....	-	1	-	1	64240-MJE-D60ZA 6ED	

NOTE A:PART NO. CHANGE D:NEWLY PROVIDED E:PART NO.DELETION K:REQUIRED NO. CORRECTION L:APPLICATION SERIAL NO. CORRECTION
M:PART DESCRIPTION CORRECTION T:APPLICATION CORRECTION Z:REMARKS CHANGE

PARTS CATALOGUE NEWS

BOOKNo. :13MJEE22

Block No.	Ref. No.	Part No.	Description	Reqd. QTY				Base Part No.	Parts catalogue code
				CB650F E G	CB650FA E G				
	12	64251-MJE-D40ZF	COVER, L. HEADLIGHT *NH436M*. MAT GUNPOWDER BLACK METALLIC	-	-	-	1	64250-MJE-D60ZA	3FO, 3RU, 5U
		64251-MJE-D40ZF	COVER, L. HEADLIGHT *NH436M*. MAT GUNPOWDER BLACK METALLIC	-	1	-	-	64250-MJE-D60ZA	3MA
		64251-MJE-D40ZF	COVER, L. HEADLIGHT *NH436M*. MAT GUNPOWDER BLACK METALLIC	-	1	-	1	64250-MJE-D60ZA	6ED
			COVER SET, L. HEADLIGHT (WL) *TYPE1*.....	-	-	-	0	64250-MJE-D60ZA	3FO, 3RU, 5U
			COVER SET, L. HEADLIGHT (WL) *TYPE1*.....	-	0	-	-	64250-MJE-D60ZA	3MA
			COVER SET, L. HEADLIGHT (WL) *TYPE1*.....	-	0	-	0	64250-MJE-D60ZA	6ED
F-34	3	64310-MJE-G40ZA	SHROUD SET A, R. (WL) *TYPE2*.....	-	1	-	-	64310-MJE-D60ZA	3MA
		64310-MJE-G40ZA	SHROUD SET A, R. (WL) *TYPE2*.....	-	-	-	1	64310-MJE-D60ZA	3RU
		64310-MJE-G40ZA	SHROUD SET A, R. (WL) *TYPE2*.....	-	1	-	1	64310-MJE-D60ZA	6ED
		64310-MJE-G40ZB	SHROUD SET A, R. (WL) *TYPE1*.....	-	-	-	1	64310-MJE-D60ZA	3FO, 3RU, 5U
		64310-MJE-G40ZB	SHROUD SET A, R. (WL) *TYPE1*.....	-	1	-	-	64310-MJE-D60ZA	3MA
		64310-MJE-G40ZB	SHROUD SET A, R. (WL) *TYPE1*.....	-	1	-	1	64310-MJE-D60ZA	6ED
	6	64410-MJE-G40ZA	SHROUD SET A, L. (WL) *TYPE2*.....	-	1	-	-	64410-MJE-G40ZA	3MA
		64410-MJE-G40ZA	SHROUD SET A, L. (WL) *TYPE2*.....	-	-	-	1	64410-MJE-G40ZA	3RU
		64410-MJE-G40ZA	SHROUD SET A, L. (WL) *TYPE2*.....	-	1	-	1	64410-MJE-G40ZA	6ED

NOTE A:PART NO. CHANGE D:NEWLY PROVIDED E:PART NO.DELETION K:REQUIRED NO. CORRECTION L:APPLICATION SERIAL NO. CORRECTION
M:PART DESCRIPTION CORRECTION T:APPLICATION CORRECTION Z:REMARKS CHANGE

PARTS CATALOGUE NEWS

BOOKNo. :13MJEE22

Block No.	Ref. No.	Part No.	Description	Reqd. QTY				Base Part No.	Parts catalogue code
				CB650F E G	CB650FA E G				
		64410-MJE-G40ZB	SHROUD SET A, L. (WL) *TYPE1*.....	-	-	-	1	64410-MJE-D60ZA	3FO, 3RU, 5U
		64410-MJE-G40ZB	SHROUD SET A, L. (WL) *TYPE1*.....	-	1	-	-	64410-MJE-D60ZA	3MA
		64410-MJE-G40ZB	SHROUD SET A, L. (WL) *TYPE1*.....	-	1	-	1	64410-MJE-D60ZA	6ED
F-36	2	87505-MJE-U20	LABEL, TIRE (PICTOGRAPH).....	-	-	-	1	87505-MJE-D00	3RU
		87505-MJE-U20	LABEL, TIRE (PICTOGRAPH).....	-	1	-	1	87505-MJE-D00	6ED
	6		LABEL, CHAIN ADJUSTER.....	-	-	-	0	87508-MJJ-D30	3RU
			LABEL, CHAIN ADJUSTER.....	-	0	-	0	87508-MJJ-D30	6ED
	11	87508-MJJ-D31	LABEL, CHAIN ADJUSTER.....	-	-	-	1		3RU
		87508-MJJ-D31	LABEL, CHAIN ADJUSTER.....	-	1	-	1		6ED
F-37	1		MARK, HONDA (70MM) *TYPE1*.....	-	-	-	0	86102-MJE-D00ZA	3FO, 3RU, 5U
			MARK, HONDA (70MM) *TYPE1*.....	-	0	-	-	86102-MJE-D00ZA	3MA
			MARK, HONDA (70MM) *TYPE1*.....	-	0	-	0	86102-MJE-D00ZA	6ED
	2		STRIPE, R. FUEL TANK *TYPE1*.....	-	-	-	0	86171-MJE-D60ZA	3FO, 3RU, 5U
			STRIPE, R. FUEL TANK *TYPE1*.....	-	0	-	-	86171-MJE-D60ZA	3MA
			STRIPE, R. FUEL TANK *TYPE1*.....	-	0	-	0	86171-MJE-D60ZA	6ED
	3		STRIPE, L. FUEL TANK *TYPE1*.....	-	-	-	0	86172-MJE-D60ZA	3FO, 3RU, 5U
			STRIPE, L. FUEL TANK *TYPE1*.....	-	0	-	-	86172-MJE-D60ZA	3MA
			STRIPE, L. FUEL TANK *TYPE1*.....	-	0	-	0	86172-MJE-D60ZA	6ED

NOTE A:PART NO. CHANGE D:NEWLY PROVIDED E:PART NO. DELETION K:REQUIRED NO. CORRECTION L:APPLICATION SERIAL NO. CORRECTION
M:PART DESCRIPTION CORRECTION T:APPLICATION CORRECTION Z:REMARKS CHANGE

PARTS CATALOGUE NEWS

BOOKNo. :13MJEE22

Block No.	Ref. No.	Part No.	Description	Reqd. QTY				Base Part No.	Parts catalogue code
				CB650F E	G	CB650FA E	G		
	4		MARK, R. WING (100MM) *TYPE1*.....	-	-	-	0	86201-MJE-D20ZA	3FO, 3RU, 5U
			MARK, R. WING (100MM) *TYPE1*.....	-	0	-	-	86201-MJE-D20ZA	3MA
			MARK, R. WING (100MM) *TYPE1*.....	-	0	-	0	86201-MJE-D20ZA	6ED
	5		MARK, L. WING (100MM) *TYPE1*.....	-	-	-	0	86202-MJE-D20ZA	3FO, 3RU, 5U
			MARK, L. WING (100MM) *TYPE1*.....	-	0	-	-	86202-MJE-D20ZA	3MA
			MARK, L. WING (100MM) *TYPE1*.....	-	0	-	0	86202-MJE-D20ZA	6ED
	6		MARK, ABS *TYPE2*..... (R. SIDE ONLY)	-	-	-	0	86611-MGZ-D10ZB	3FO, 3RU, 5U, 6ED
	7		STRIPE A, R. SHROUD *TYPE1*.....	-	-	-	0	86643-MJE-D60ZA	3FO, 3RU, 5U
			STRIPE A, R. SHROUD *TYPE1*.....	-	0	-	-	86643-MJE-D60ZA	3MA
			STRIPE A, R. SHROUD *TYPE1*.....	-	0	-	0	86643-MJE-D60ZA	6ED
	8		STRIPE, R. HEADLIGHT COVER *TYPE1*.....	-	-	-	0	86641-MJE-D60ZA	3FO, 3RU, 5U
			STRIPE, R. HEADLIGHT COVER *TYPE1*.....	-	0	-	-	86641-MJE-D60ZA	3MA
			STRIPE, R. HEADLIGHT COVER *TYPE1*.....	-	0	-	0	86641-MJE-D60ZA	6ED
	9		STRIPE A, L. SHROUD *TYPE1*.....	-	-	-	0	86644-MJE-D60ZA	3FO, 3RU, 5U
			STRIPE A, L. SHROUD *TYPE1*.....	-	0	-	-	86644-MJE-D60ZA	3MA
			STRIPE A, L. SHROUD *TYPE1*.....	-	0	-	0	86644-MJE-D60ZA	6ED

NOTE A:PART NO. CHANGE D:NEWLY PROVIDED E:PART NO. DELETION K:REQUIRED NO. CORRECTION L:APPLICATION SERIAL NO. CORRECTION
M:PART DESCRIPTION CORRECTION T:APPLICATION CORRECTION Z:REMARKS CHANGE

PARTS CATALOGUE NEWS

BOOKNo. :13MJEE22

Block No.	Ref. No.	Part No.	Description	Reqd. QTY				Base Part No.	Parts catalogue code
				CB650F E G	CB650FA E G				
	10		STRIPE, L. HEADLIGHT COVER *TYPE1*.....	-	-	-	0	86642-MJE-D60ZA	3FO, 3RU, 5U
			STRIPE, L. HEADLIGHT COVER *TYPE1*.....	-	0	-	-	86642-MJE-D60ZA	3MA
			STRIPE, L. HEADLIGHT COVER *TYPE1*.....	-	0	-	0	86642-MJE-D60ZA	6ED
	11		STRIPE, R. SIDE COVER *TYPE1*.....	-	-	-	0	86831-MJE-D20ZA	3FO, 3RU, 5U
			STRIPE, R. SIDE COVER *TYPE1*.....	-	0	-	-	86831-MJE-D20ZA	3MA
			STRIPE, R. SIDE COVER *TYPE1*.....	-	0	-	0	86831-MJE-D20ZA	6ED
	12		STRIPE, L. SIDE COVER *TYPE1*.....	-	-	-	0	86832-MJE-D20ZA	3FO, 3RU, 5U
			STRIPE, L. SIDE COVER *TYPE1*.....	-	0	-	-	86832-MJE-D20ZA	3MA
			STRIPE, L. SIDE COVER *TYPE1*.....	-	0	-	0	86832-MJE-D20ZA	6ED

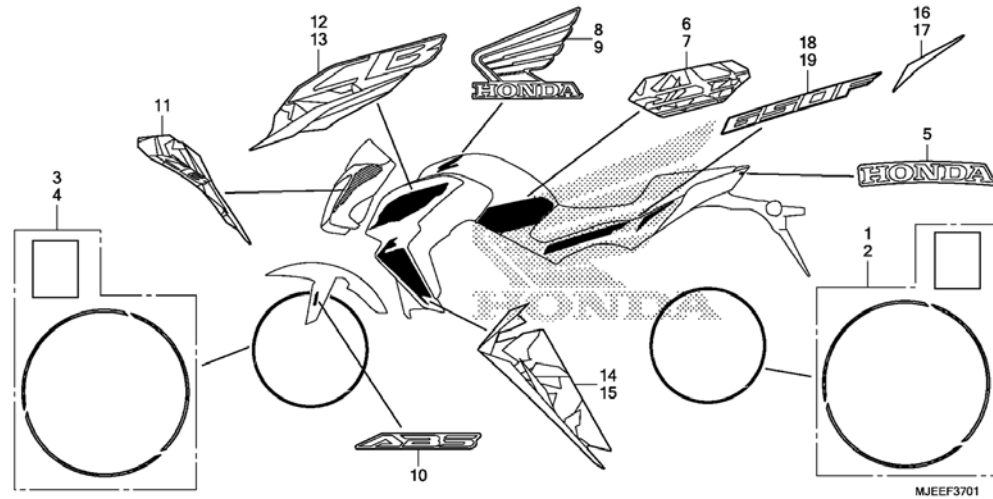
NOTE A:PART NO. CHANGE D:NEWLY PROVIDED E:PART NO. DELETION K:REQUIRED NO. CORRECTION L:APPLICATION SERIAL NO. CORRECTION
M:PART DESCRIPTION CORRECTION T:APPLICATION CORRECTION Z:REMARKS CHANGE

PARTS CATALOGUE NEWS

BOOKNo. : 13MJEE22

Block No.	Ref. No.	Part No.	Description	Reqd. QTY		Base Part No.	Parts catalogue code
				CB650F E G	CB650FA E G		

F-37-1 MARK (2)



F-37-1	1	42870-MJE-G00ZA	STRIPE SET, R. RR. WHEEL *TYPE3*	-	1	-	-	3MA
		42870-MJE-G00ZA	STRIPE SET, R. RR. WHEEL *TYPE3*	-	-	-	1	3RU
		42870-MJE-G00ZA	STRIPE SET, R. RR. WHEEL *TYPE3*	-	1	-	1	6ED
		42870-MJE-G00ZB	STRIPE SET, R. RR. WHEEL *TYPE1*	-	-	-	1	3F0, 3RU, 5U
		42870-MJE-G00ZB	STRIPE SET, R. RR. WHEEL *TYPE1*	-	1	-	-	3MA
	42870-MJE-G00ZB	STRIPE SET, R. RR. WHEEL *TYPE1*	-	1	-	1	6ED	
	2	42880-MJE-G00ZA	STRIPE SET, L. RR. WHEEL *TYPE3*	-	1	-	-	3MA
42880-MJE-G00ZA		STRIPE SET, L. RR. WHEEL *TYPE3*	-	-	-	1	3RU	

NOTE A:PART NO. CHANGE D:NEWLY PROVIDED E:PART NO. DELETION K:REQUIRED NO. CORRECTION L:APPLICATION SERIAL NO. CORRECTION
M:PART DESCRIPTION CORRECTION T:APPLICATION CORRECTION Z:REMARKS CHANGE

PARTS CATALOGUE NEWS

BOOKNo. :13MJEE22

Block No.	Ref. No.	Part No.	Description	Reqd. QTY				Base Part No.	Parts catalogue code
				CB650F E G		CB650FA E G			
		42880-MJE-G00ZA	STRIPE SET, L. RR. WHEEL *TYPE3*.....	-	1	-	1	6ED	
		42880-MJE-G00ZB	STRIPE SET, L. RR. WHEEL *TYPE1*.....	-	-	-	1	3FO, 3RU, 5U	
		42880-MJE-G00ZB	STRIPE SET, L. RR. WHEEL *TYPE1*.....	-	1	-	-	3MA	
		42880-MJE-G00ZB	STRIPE SET, L. RR. WHEEL *TYPE1*.....	-	1	-	1	6ED	
3		44870-MJE-G00ZA	STRIPE SET, R. FR. WHEEL *TYPE3*.....	-	1	-	-	3MA	
		44870-MJE-G00ZA	STRIPE SET, R. FR. WHEEL *TYPE3*.....	-	-	-	1	3RU	
		44870-MJE-G00ZA	STRIPE SET, R. FR. WHEEL *TYPE3*.....	-	1	-	1	6ED	
		44870-MJE-G00ZB	STRIPE SET, R. FR. WHEEL *TYPE2*.....	-	-	-	1	3FO, 3RU, 5U	
		44870-MJE-G00ZB	STRIPE SET, R. FR. WHEEL *TYPE2*.....	-	1	-	-	3MA	
		44870-MJE-G00ZB	STRIPE SET, R. FR. WHEEL *TYPE2*.....	-	1	-	1	6ED	
4		44880-MJE-G00ZA	STRIPE SET, L. FR. WHEEL *TYPE3*.....	-	1	-	-	3MA	
		44880-MJE-G00ZA	STRIPE SET, L. FR. WHEEL *TYPE3*.....	-	-	-	1	3RU	
		44880-MJE-G00ZA	STRIPE SET, L. FR. WHEEL *TYPE3*.....	-	1	-	1	6ED	
		44880-MJE-G00ZB	STRIPE SET, L. FR. WHEEL *TYPE2*.....	-	-	-	1	3FO, 3RU, 5U	
		44880-MJE-G00ZB	STRIPE SET, L. FR. WHEEL *TYPE2*.....	-	1	-	-	3MA	
		44880-MJE-G00ZB	STRIPE SET, L. FR. WHEEL *TYPE2*.....	-	1	-	1	6ED	

NOTE A:PART NO. CHANGE D:NEWLY PROVIDED E:PART NO.DELETION K:REQUIRED NO. CORRECTION L:APPLICATION SERIAL NO. CORRECTION
M:PART DESCRIPTION CORRECTION T:APPLICATION CORRECTION Z:REMARKS CHANGE

PARTS CATALOGUE NEWS

BOOKNo. :13MJEE22

Block No.	Ref. No.	Part No.	Description	Reqd. QTY				Base Part No.	Parts catalogue code
				CB650F E G	CB650FA E G				
5		86102-MJE-D00ZA	MARK, HONDA (70MM) *TYPE1*.....	-	-	-	1	3F0, 3RU, 5U	
		86102-MJE-D00ZA	MARK, HONDA (70MM) *TYPE1*.....	-	1	-	-	3MA	
		86102-MJE-D00ZA	MARK, HONDA (70MM) *TYPE1*.....	-	1	-	1	6ED	
6		86171-MJE-G00ZA	STRIPE, R. FUEL TANK *TYPE2*.....	-	1	-	-	3MA	
		86171-MJE-G00ZA	STRIPE, R. FUEL TANK *TYPE2*.....	-	-	-	1	3RU	
		86171-MJE-G00ZA	STRIPE, R. FUEL TANK *TYPE2*.....	-	1	-	1	6ED	
		86171-MJE-G00ZB	STRIPE, R. FUEL TANK *TYPE1*.....	-	-	-	1	3F0, 3RU, 5U	
		86171-MJE-G00ZB	STRIPE, R. FUEL TANK *TYPE1*.....	-	1	-	-	3MA	
		86171-MJE-G00ZB	STRIPE, R. FUEL TANK *TYPE1*.....	-	1	-	1	6ED	
		86172-MJE-G00ZA	STRIPE, L. FUEL TANK *TYPE2*.....	-	1	-	-	3MA	
		86172-MJE-G00ZA	STRIPE, L. FUEL TANK *TYPE2*.....	-	-	-	1	3RU	
7		86172-MJE-G00ZA	STRIPE, L. FUEL TANK *TYPE2*.....	-	1	-	1	6ED	
		86172-MJE-G00ZB	STRIPE, L. FUEL TANK *TYPE1*.....	-	-	-	1	3F0, 3RU, 5U	
		86172-MJE-G00ZB	STRIPE, L. FUEL TANK *TYPE1*.....	-	1	-	-	3MA	
		86172-MJE-G00ZB	STRIPE, L. FUEL TANK *TYPE1*.....	-	1	-	1	6ED	
		86201-MJE-G00ZA	MARK, R. WING (100MM) *TYPE2*.....	-	1	-	-	3MA	

NOTE A:PART NO. CHANGE D:NEWLY PROVIDED E:PART NO.DELETION K:REQUIRED NO. CORRECTION L:APPLICATION SERIAL NO. CORRECTION
M:PART DESCRIPTION CORRECTION T:APPLICATION CORRECTION Z:REMARKS CHANGE

PARTS CATALOGUE NEWS

BOOKNo. :13MJEE22

Block No.	Ref. No.	Part No.	Description	Reqd. QTY				Base Part No.	Parts catalogue code
				CB650F E G	CB650FA E G				
		86201-MJE-G00ZA	MARK, R. WING (100MM) *TYPE2*.....	-	-	-	1	3RU	
		86201-MJE-G00ZA	MARK, R. WING (100MM) *TYPE2*.....	-	1	-	1	6ED	
		86201-MJE-G00ZB	MARK, R. WING (100MM) *TYPE1*.....	-	-	-	1	3FO, 3RU, 5U	
		86201-MJE-G00ZB	MARK, R. WING (100MM) *TYPE1*.....	-	1	-	-	3MA	
		86201-MJE-G00ZB	MARK, R. WING (100MM) *TYPE1*.....	-	1	-	1	6ED	
9		86202-MJE-G00ZA	MARK, L. WING (100MM) *TYPE2*.....	-	1	-	-	3MA	
		86202-MJE-G00ZA	MARK, L. WING (100MM) *TYPE2*.....	-	-	-	1	3RU	
		86202-MJE-G00ZA	MARK, L. WING (100MM) *TYPE2*.....	-	1	-	1	6ED	
		86202-MJE-G00ZB	MARK, L. WING (100MM) *TYPE1*.....	-	-	-	1	3FO, 3RU, 5U	
		86202-MJE-G00ZB	MARK, L. WING (100MM) *TYPE1*.....	-	1	-	-	3MA	
		86202-MJE-G00ZB	MARK, L. WING (100MM) *TYPE1*.....	-	1	-	1	6ED	
10		86611-MGZ-D10ZA	MARK, ABS *TYPE3*..... (R. SIDE ONLY)	-	-	-	1	3FO, 3RU, 5U, 6ED	
11		86641-MJE-G40ZA	STRIPE, R. HEADLIGHT COVER *TYPE2*.....	-	1	-	-	3MA	
		86641-MJE-G40ZA	STRIPE, R. HEADLIGHT COVER *TYPE2*.....	-	-	-	1	3RU	
		86641-MJE-G40ZA	STRIPE, R. HEADLIGHT COVER *TYPE2*.....	-	1	-	1	6ED	
		86641-MJE-G40ZB	STRIPE, R. HEADLIGHT COVER *TYPE1*.....	-	-	-	1	3FO, 3RU, 5U	

NOTE A:PART NO. CHANGE D:NEWLY PROVIDED E:PART NO. DELETION K:REQUIRED NO. CORRECTION L:APPLICATION SERIAL NO. CORRECTION
M:PART DESCRIPTION CORRECTION T:APPLICATION CORRECTION Z:REMARKS CHANGE

PARTS CATALOGUE NEWS

BOOKNo. :13MJEE22

Block No.	Ref. No.	Part No.	Description	Reqd. QTY				Base Part No.	Parts catalogue code
				CB650F E G		CB650FA E G			
		86641-MJE-G40ZB	STRIPE, R. HEADLIGHT COVER *TYPE1*.....	-	1	-	-	3MA	
		86641-MJE-G40ZB	STRIPE, R. HEADLIGHT COVER *TYPE1*.....	-	1	-	1	6ED	
12		86643-MJE-G40ZA	STRIPE A, R. SHROUD A *TYPE2*.....	-	1	-	-	3MA	
		86643-MJE-G40ZA	STRIPE A, R. SHROUD A *TYPE2*.....	-	-	-	1	3RU	
		86643-MJE-G40ZA	STRIPE A, R. SHROUD A *TYPE2*.....	-	1	-	1	6ED	
		86643-MJE-G40ZB	STRIPE A, R. SHROUD A *TYPE1*.....	-	-	-	1	3FO, 3RU, 5U	
		86643-MJE-G40ZB	STRIPE A, R. SHROUD A *TYPE1*.....	-	1	-	-	3MA	
		86643-MJE-G40ZB	STRIPE A, R. SHROUD A *TYPE1*.....	-	1	-	1	6ED	
13		86644-MJE-G40ZA	STRIPE A, L. SHROUD A *TYPE2*.....	-	1	-	-	3MA	
		86644-MJE-G40ZA	STRIPE A, L. SHROUD A *TYPE2*.....	-	-	-	1	3RU	
		86644-MJE-G40ZA	STRIPE A, L. SHROUD A *TYPE2*.....	-	1	-	1	6ED	
		86644-MJE-G40ZB	STRIPE A, L. SHROUD A *TYPE1*.....	-	-	-	1	3FO, 3RU, 5U	
		86644-MJE-G40ZB	STRIPE A, L. SHROUD A *TYPE1*.....	-	1	-	-	3MA	
		86644-MJE-G40ZB	STRIPE A, L. SHROUD A *TYPE1*.....	-	1	-	1	6ED	
14		86645-MJE-G40ZA	STRIPE B, R. SHROUD A *TYPE2*.....	-	1	-	-	3MA	
		86645-MJE-G40ZA	STRIPE B, R. SHROUD A *TYPE2*.....	-	-	-	1	3RU	

NOTE A:PART NO. CHANGE D:NEWLY PROVIDED E:PART NO.DELETION K:REQUIRED NO. CORRECTION L:APPLICATION SERIAL NO. CORRECTION
M:PART DESCRIPTION CORRECTION T:APPLICATION CORRECTION Z:REMARKS CHANGE

PARTS CATALOGUE NEWS

BOOKNo. :13MJEE22

Block No.	Ref. No.	Part No.	Description	Reqd. QTY				Base Part No.	Parts catalogue code
				CB650F E G	CB650FA E G				
		86645-MJE-G40ZA	STRIPE B, R. SHROUD A *TYPE2*.....	-	1	-	1	6ED	
		86645-MJE-G40ZB	STRIPE B, R. SHROUD A *TYPE1*.....	-	-	-	1	3FO, 3RU, 5U	
		86645-MJE-G40ZB	STRIPE B, R. SHROUD A *TYPE1*.....	-	1	-	-	3MA	
		86645-MJE-G40ZB	STRIPE B, R. SHROUD A *TYPE1*.....	-	1	-	1	6ED	
15		86646-MJE-G40ZA	STRIPE B, L. SHROUD A *TYPE2*.....	-	1	-	-	3MA	
		86646-MJE-G40ZA	STRIPE B, L. SHROUD A *TYPE2*.....	-	-	-	1	3RU	
		86646-MJE-G40ZA	STRIPE B, L. SHROUD A *TYPE2*.....	-	1	-	1	6ED	
		86646-MJE-G40ZB	STRIPE B, L. SHROUD A *TYPE1*.....	-	-	-	1	3FO, 3RU, 5U	
		86646-MJE-G40ZB	STRIPE B, L. SHROUD A *TYPE1*.....	-	1	-	-	3MA	
		86646-MJE-G40ZB	STRIPE B, L. SHROUD A *TYPE1*.....	-	1	-	1	6ED	
16		86831-MJE-G00ZA	STRIPE, R. SIDE COVER *TYPE2*.....	-	1	-	-	3MA	
		86831-MJE-G00ZA	STRIPE, R. SIDE COVER *TYPE2*.....	-	-	-	1	3RU	
		86831-MJE-G00ZA	STRIPE, R. SIDE COVER *TYPE2*.....	-	1	-	1	6ED	
		86831-MJE-G00ZB	STRIPE, R. SIDE COVER *TYPE1*.....	-	-	-	1	3FO, 3RU, 5U	
		86831-MJE-G00ZB	STRIPE, R. SIDE COVER *TYPE1*.....	-	1	-	-	3MA	
		86831-MJE-G00ZB	STRIPE, R. SIDE COVER *TYPE1*.....	-	1	-	1	6ED	

NOTE A:PART NO. CHANGE D:NEWLY PROVIDED E:PART NO.DELETION K:REQUIRED NO. CORRECTION L:APPLICATION SERIAL NO. CORRECTION
M:PART DESCRIPTION CORRECTION T:APPLICATION CORRECTION Z:REMARKS CHANGE

PARTS CATALOGUE NEWS

BOOKNo. :13MJEE22

Block No.	Ref. No.	Part No.	Description	Reqd. QTY				Base Part No.	Parts catalogue code
				CB650F E G	CB650FA E G				
	17	86832-MJE-G00ZA	STRIPE, L. SIDE COVER *TYPE2*.....	-	1	-	-	3MA	
		86832-MJE-G00ZA	STRIPE, L. SIDE COVER *TYPE2*.....	-	-	-	1	3RU	
		86832-MJE-G00ZA	STRIPE, L. SIDE COVER *TYPE2*.....	-	1	-	1	6ED	
		86832-MJE-G00ZB	STRIPE, L. SIDE COVER *TYPE1*.....	-	-	-	1	3F0, 3RU, 5U	
		86832-MJE-G00ZB	STRIPE, L. SIDE COVER *TYPE1*.....	-	1	-	-	3MA	
		86832-MJE-G00ZB	STRIPE, L. SIDE COVER *TYPE1*.....	-	1	-	1	6ED	
	18	86833-MJE-G00ZA	MARK, R. SIDE COVER *TYPE2*.....	-	1	-	-	3MA	
		86833-MJE-G00ZA	MARK, R. SIDE COVER *TYPE2*.....	-	-	-	1	3RU	
		86833-MJE-G00ZA	MARK, R. SIDE COVER *TYPE2*.....	-	1	-	1	6ED	
		86833-MJE-G00ZB	MARK, R. SIDE COVER *TYPE1*.....	-	-	-	1	3F0, 3RU, 5U	
		86833-MJE-G00ZB	MARK, R. SIDE COVER *TYPE1*.....	-	1	-	-	3MA	
		86833-MJE-G00ZB	MARK, R. SIDE COVER *TYPE1*.....	-	1	-	1	6ED	
	19	86834-MJE-G00ZA	MARK, L. SIDE COVER *TYPE2*.....	-	1	-	-	3MA	
		86834-MJE-G00ZA	MARK, L. SIDE COVER *TYPE2*.....	-	-	-	1	3RU	
		86834-MJE-G00ZA	MARK, L. SIDE COVER *TYPE2*.....	-	1	-	1	6ED	
		86834-MJE-G00ZB	MARK, L. SIDE COVER *TYPE1*.....	-	-	-	1	3F0, 3RU, 5U	

NOTE A:PART NO. CHANGE D:NEWLY PROVIDED E:PART NO.DELETION K:REQUIRED NO. CORRECTION L:APPLICATION SERIAL NO. CORRECTION
M:PART DESCRIPTION CORRECTION T:APPLICATION CORRECTION Z:REMARKS CHANGE

PARTS CATALOGUE NEWS

BOOKNo. :13MJEE22

Block No.	Ref. No.	Part No.	Description	Reqd. QTY				Base Part No.	Parts catalogue code
				CB650F E G	CB650FA E G				
		86834-MJE-G00ZB	MARK, L. SIDE COVER *TYPE1*.....	-	1	-	-	3MA	
		86834-MJE-G00ZB	MARK, L. SIDE COVER *TYPE1*.....	-	1	-	1	6ED	

NOTE A:PART NO. CHANGE D:NEWLY PROVIDED E:PART NO. DELETION K:REQUIRED NO. CORRECTION L:APPLICATION SERIAL NO. CORRECTION
M:PART DESCRIPTION CORRECTION T:APPLICATION CORRECTION Z:REMARKS CHANGE